



Ministry of Interior Joint Crisis Coordination Centre



Registered IDPs and Refugees In Kurdistan Region – Iraq

14 August 2017

*When a disaster strikes, every minute counts;
Immediate, coordinated and pre-planned response is Key
To save lives & reduce the impact*

Updated: 14 August 2017

1. Total Number of IDPs & Refugees	(2)
2. Total Mosul IDPs arrived since 17 October, 2016	(2)
3. Number of Camps in KRI	(2)
4. Total Number of IDPs (In Camp and Non-Camp).....	(3)
5. Total Number of Refugees (In Camp and Non-Camp)	(3)
6. Erbil Governorate.....	(4)
6.1 IDPs Camps	
6.2 Refugees Camps	
7. Duhok Governorate.....	(5)
7.1 IDPs Camps	
7.2 Refugees Camps	
8. Slemani Governorate.....	(6)
8.1 IDPs Camps	
8.2 Refugees Camps	
9. Kirkuk Governorate.....	(6)
9.1 IDPs Camps	
9.2 Refugees Camps	

1. Total Number of IDPs and Refugees:

Total Refugees Registered in KRI	Syria	Turkey	Iran	Palestine
	236,132	20,629	13,488	667
270,916 Individuals				
Total IDPs Registered	1,151,121 Individuals			
Total IDPs & Refugees registered	1,422,037 Individuals			





2. Total Mosul IDPs arrived since Mosul Liberation Operation (17 October 2016)

Number of Families	49,100 Family
Number of Individuals	222,944 Individuals





3. Number of Camps in KRI

Governorate	IDP Camps	Refugee Camps	Total
Erbil	9	4	13
Duhok	23	4	27
Slemani	6	1	7
Kirkuk	7	0	7
	45	9	54

4. Total Number of IDPs (In-Camp and Non-Camp)

Governorate	Number of Families 	Number of Individuals 	% of IDP In-Camp 	% of IDP None-Camp 	% of IDP in three Governorates
In – Camp					
Erbil	18,238	94,161	19.5%		
Duhok	35,476	190,436	37.7%		
Slemani	4036	19,264	8.2%		
Total	57,750	303,861	24.8%		
Non-Camp					
Erbil	102,018	510,090		80.5%	42.5%
Duhok	63,121	318,648		62.3%	40%
Slemani	3087	18,522		91.8%	17.5%
Total	168,226	847,260			
Total All	225,976	1,151,121			

5. Total Number of Refugees (In-Camp and Non-Camp)

Governorate	Number of Families 	Number of Individuals 	% of Refugee In-Camp 	% of Refugee None-Camp 	% of refugee in three Governorates
In-Camp					
Erbil	6747	29,557			
Duhok	9351	51,019			
Slemani	2111	8479			
Total	18,209	89,055			
Non-Camp					
Erbil	34,964	89,668			
Duhok	11,052	34,001			
Slemani	9108	23,388			
Total	55,124	147,057			
Grand Total	73,333	236,112			

6. Erbil Governorate:

6.1 IDPs in Camps:

#	District	Camp Name	No. of Families	No. of Individuals	Constructed by	Capacity	Status
1	Erbil	Baharka	760	3730	UNHCR & ERC	6.100	Open
2	Erbil	Harsham	289	1,498	ERC	1.438	Open
3	Erbil	Chamakor	817	3977			Open
4	Erbil	Khazir M1	5445	27, 181			Open
5	Erbil	Dibaga 1	2264	12, 118			Open
6	Erbil	Dibaga 2	912	4723			Open
7	Erbil	Dibaga Stadium	239	1178			Open
8	Erbil	Hassansham M2	5052	26, 715			Open
9	Erbil	Hasansham U2	1070	5867	UNHCR	1.400	Open
10	Erbil	Hassansham U3	1390	7174			
Total			18, 238	94, 161			

6.2 Refugees in Camps:

#	Camp Name	No. of Families	No. of Individuals	Status
1	Basirma	684	3094	Open
2	Darashakran	2,399	11,280	Open
3	Kawergosk	1,957	7882	Open
4	Qushtapa	1,707	7,321	Open
Total		6747	29, 557	

7. Duhok Governorate:

7.1 IDPs in Camps:

#	District	Camp Name	No. of Families	No. of Individuals	Constructed by	Capacity	Status
1	Zaxo	Bersev 1	1820	9878	AFAD	2.500	Open
2		Bersev 2	1721	9396	UNHCR	1.820	Open
3		Darkar	718	3928	UNHCR	801	
4		Cham Meshko	4949	26828	Government	5.000	Open
5	Summel	Kabarto 1	2491	13,638	Government	3.000	Open
6		Kabarto 2	2563	13,765	Government	3.000	Open
7		Bajet Kandala 1	1036	5402	UNHCR	562	Open
8		Bajet Kandala 2	1031	5659	UNHCR	960	Open
9		Khanki	2868	16,067	UNHCR	3.120	Open
10		Rwanga (Qadial)	2752	14,677	NGO	2.999	Open
11		Sharyia	3100	16,172	AFAD	4.000	Open
12	Sheikhan	Garmawa	965	4958	UNHCR	1.332	Open
13		Esyan	2766	14,794	Government	3.003	Open
14		Mamrashan	1254	6370	Gov. + NGOs + UNHCR	1,859	Open
15		Shekhan	964	5225	NGOs	1.474	Open
16	Bardarash	Bardarash	1152	5661	Government	2,898	Open
17	Akre	Mamlyan	685	3354	Government	3.000	Open
18	Amedi	Dawodeya	680	3623	UNHCR	900	Open
16779	Shekhan	Qaymawa	168	856	UNHCR	1030	Open
20	Shekhan	Nagizliya M1	1016	5709	Government	4344	Open
21	Shekhan	Nagizliya M2	768	4476	Government	1060	Open
22	Shekhan	Zelkan	0	0	Government	4080	Open
23	Zummar	Amala	0	0	UNHCR	3032	
Total			35,467	190,436		55,774	

7.2 Refugees in Camps

#	Camp Name	No. of Families	No. of Individuals	Status
1	Akre Settlement	284	1158	Open
2	Domiz Camp 1	8474	32,306	Open
3	Domiz Camp 2	2140	9155	Open
4	Gawilan	1597	8400	Open
Total		9351	51,019	

8. Slemani Governorate:

8.1 IDPs in Camps

#	District	Camp Name	No. of Families	No. of Individuals	Constructed by	Capacity	Status
1	Slemani	Arbat	422	2123	KURDS	4800	Open
2	Slemani	Ashti	2849	13,557	KURDS	7000	Open
3	Garmyan	Qoratu	304	1381	KURDS/UNHCR	8000	Open
4	Dokan	Surdash	0	0		4,800	Under Construction
5	Garmyan	Taza De	440	2,100	KRG, Iraqi Government	6000	Open
6	Slemani	Barzanja	21	103			Open
Total			4036	19,264			

8.2 Refugees in Camps

#	Camp Name	No. of Families	No. of Individuals	Status
1	Arbat/Barika	2,111	8479	Opened
Total		2,111	8479	

9. Kirkuk Governorate:

IDPs Camps					
#	Camp Name	No. of Families	No. of Individuals	Capacity	Status
1	Laylan (1)	1,863	10,324	2,005	Open
2	Laylan (2)	760	4,487	922	Open
3	Laylan (3)	805	4,382	2,500	Open
4	Daquq	1,388	8,238	1,600	Open
5	Yahyawa	725	3,907	800	Open
6	Nazrawa	1,600	9,127	1,782	Open
7	Bawa	333	1,900	800	Open
Total		7,474	42365		

Note: The Total Number of IDPs and Refugees do not include Kirkuk Governorate

Contact Information:

Name	Position	Phone	Email
Ali Saeed Ahmed	Director of Information Management	0750 765 50 55	Ali.saeed@jckrg.Org
Avan Mirkhan Ahmed	Data Exchange Officer	0750 799 97 97	jcc.avan.merxan@gmail.com