


یاد دینا بکله و قیچیته

Playing and learning

بهره فکرن :
جوان محمد نه مین
دیزاین :
زیره شان سالح نه حمه د

بگه هیینه پاشی رنگ بگه

Match and color



لا دویف ریگیا ہمرہ دا ب لایا دی ییا ناشیا بگہہیا۔

Follow the way to reach the opposite bank





لا دویف ریگن هره دا شیوهی تمام بکھی، پاشی
ب شینا و سوری و کسکی رنگ بکھ.


Follow the line with a pencil to complete drawing the forms
and color them





ل دويش ريژيا هره، دا بگههيه فرؤگان، درست رنگا بكار بينه.


Different color pencils and follow the lines to reach the correct kites





ل دویف خالان هره دا ماسیج تهمام بکھی، رنگا بکار بیئنه

Complete drawing this fish, follow the points and use colors



لا دويش خالان هه ره دا بگههيه گولان، رهنگا بكار بينه.

Follow the points to reach your next flower
use color pencils





لا دویف خالان، تہ سنا تہ سن پیرکی تہ مام بکہ، رہنگا بکارینہ.
Complete building the spider net. Follow the
.points use color pencil





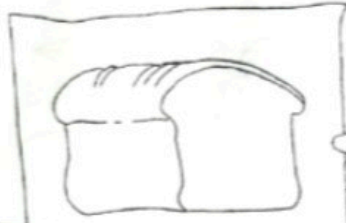

ل دویف، خالان هه ره، دا تیپا شه شارتنی بینیا. رهنگا پکار بینه.

Follow the points and find out your letter
use colors





ناشأ شان وينا بيژه و پاشا رنگ بكم.
Say these things names and color them all





ل دویف تیری هره دا تیپا بنشیس، پاشی ناشا
هرر وینهکی دی دگه ل شیا تیپا دهست پیا بگهت بیتره.

The arrows to complete writing the letter M, find
other things that star with this letter

M M

M

1 2 3 4


.....



ب مهقه سآ بیره، پاشی درست ل سهر ویتان بنقیسه.

Cut the letter A and stick it on the correct picture

A vertical strip on the left contains six blue capital letters 'A'. The main area of the worksheet features various illustrations, each with a dashed rectangular box next to it for pasting the letter 'A'. The illustrations include: a bird, an alien, a girl, an apple, a pineapple, a bird, a car, an elephant, a cow, a monkey, a traffic light, a girl with a basket, a snake, a mouse, a girl with a basket of apples, and a boy with a box.



شان پوشاییا پر بکه، دا تیپ تهمام بن، پاشا ناشا تیپا بیژه.

Complete coloring this letter, use the same color, say the letters name

P

A



M

V



ہر نشہ کی تپا C S A M یکہ دناف بازنان دا.

Circle words that starts with M , A S and C say the words



ل دویف تیرا هره دا تیپا تهمام بکھی و پاشی بکه دناش بازنان دا و رنگ بکه.

Circle the letters W - N - B - E - U and follow the arrows to write them again

	W	M	W	A
	L	M	N	N
	P	B	B	D
	E	F	T	E
	V	O	U	U

وان پېشین کو پ تپیا آ دهست پیا دکهن، د بازاران دا دانه و ل دویف
 تیرا هره دا شیا تپیا بنفیسیه شه.

Circle the words that begin with the letter T and follow the arrows to write T correctly

		2			
				10	
		12			
				3	

تیبین F د بازنان دا دانه ول دویف تیرا هره دا وان تیا بنشیا.

Match each F letter to the correct picture and follow the arrows to write capital and small F again

The worksheet contains the following elements:

- An open book with four dashed boxes for matching. The left page shows a frog and a flower. The right page shows a hand and two fish.
- A small figure of a boy with a sign 'F' at the top of the book.
- Four rows of handwriting practice lines with numbered arrows showing stroke order for capital and lowercase 'F'.
- A red pencil on the left side.

تیا K ب قہ ہویا رنگ بکے و K برہنگا شین رنگ بکے و بیڑہ نہ و ج وینہیہ .

Color the letters (capital K = brown) and
(small k = blue) and find out



ل دویف تیرا هه ره، دا تیپین ۰ ۰ ل سهر سهندوقکا بنقیسی
و ناشی وینان بیژه.

Write capital O and small o by following the arrows then
match correctly

The activity sheet includes the following elements:

- Illustrations of a girl and a boy making a box, a spool of thread, and a sewing machine.
- Three boxes with dashed lines for tracing.
- A vertical column of six items: a sock, an orange, a walnut, a rabbit, a pair of pants, and a flower.
- Three rows of handwriting lines, each with a red dot and an arrow indicating the starting point and direction for writing the letter 'O'.
- A red pencil in the bottom left corner.

تیپا W w بنویسه و رنگ بک. ل دویف تیرا هره، پاشی د بازنی دا.

Write the letter **W** again follow the arrows and circle the words that star with **W**

1 2 3 4


1 2 3 4

1 2 3 4

1 2 3 4



تیا N ل دویف تیرا هرره و بنقیسه.

Write capital and small N follow the arrows





ل دویف رنگا و تیرا هره دا تیپا S S بنشیس.

Circle and color capital S and small s and write them again follow the arrows



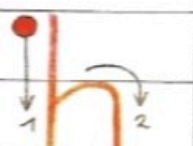
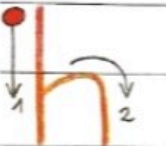
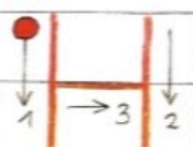
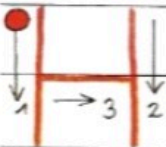



هر پيشه‌کا ب تيبا B دهست پيا بکته رنگ بکه و پاشي ل دويش تيرا بنقيسه.

Color the small pictures that start with letter **B** follow the arrows to write **B** and **b** again



شان پەيشين دگەل تىپا **H** ب رەنگان بنقىسە شە و پاشى ل دويف
تيرا هەرە و تىپا بنقىسە.

Use a pencil and follow the points to find out the words
write **H** and **h** again, follow the arrows.



تیا E e رنگ بکہ و دیسان ل دویف تیرا بنقیسه.

Color capital E and small e and write them again by following the arrows

Row 1: Capital E's with various patterns (triangles, dots, zig-zag, wavy lines, and a red pencil drawing one).

Row 2: Lowercase e's with various patterns (green stripes, dots, wavy lines, and a red pencil drawing one).

Row 3: Capital E's with various patterns (red and white, white outline, wavy lines, horizontal stripes, vertical stripes, dots, and a red pencil drawing one).


Row 4: Lowercase e's with various patterns (blue and white, wavy lines, dots, and a red pencil drawing one).

Row 5: Stroke order for capital E. The first E shows stroke order: 1 (vertical down), 2 (top horizontal right), 3 (middle horizontal right), 4 (bottom horizontal right). The second E is a red outline for tracing.

Row 6: Stroke order for lowercase e. The first e shows stroke order: 1 (horizontal right), 2 (curved top and bottom). The second e is a red outline for tracing.


تیا G گ رنگ بکہ و ل دویف تیرا ہرہ، پاشی بنقیسہ شہ.

Color capital G and small g follow the arrows to write them again





شان کارتانه هميا رنگ بکه و پاشی تپا **M m** بنشيسه شه. ل دويش تيرا ههره.

Color all cards that contain the letter M and write the letter again follow the arrows



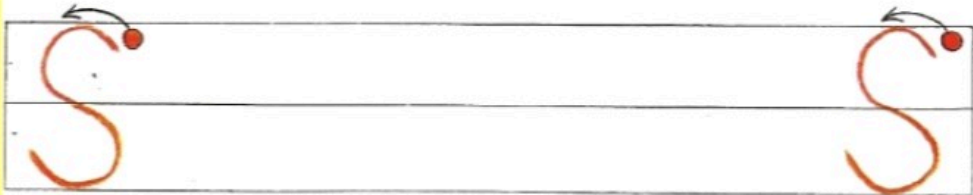

تیرا L ب پرتہقالی رنگ بکہ G ب کہسکی پاشی ل دویف تیرا L بنقیسہ.

Color the letter L = orange and G = green, write letter L again follow the arrows




هەر تیپەکا S رەنگ بکە و بنقێسە شە پاشا ویتری رەنگ بکە.

Color each S letter and write it again.




هەر ویتهک تیپا T دناقددا هه بیت، بکه بازنه ی دا و ل دویش تیرا
 بنقیسه. پاشی ویئان رنگ بکه.

Circle and color each word that contains the
 letter T and write T again



ل دویف تیرا تیپا N بنقیسه، پاشی بکه دبارنی دا.
Circle each N letter and write it again.





Refrence :

Alle meine / Lern Spiel Zwerge

Abc - und Schreibungen