



Kurdistan Regional Government  
Ministry of Planning  
Kurdistan Region Statistics Office



# Poultry Farm Report Kurdistan Region 2013

Agriculture Statistics Department  
April 2015

Kurdistan Regional Government  
Ministry of Planning  
Kurdistan Region Statistic Office

# Poultry farm report

## Kurdistan Region

### 2013

Agriculture statistics department

April 2015

©Copy right 2014

Ministry of Planning/ Kurdistan Region Statistics Office

Suggested Citation:

Kurdistan Region Statistics Office, 2015, agriculture department, *Poultry farm report in Kurdistan Region 2013*. Erbil, Kurdistan Region.

For more information please contact:

Website: [www.krso.gov.krd](http://www.krso.gov.krd)

Tel: +964 (0)66 255 9170

Email: [contact@krso.gov.krd](mailto:contact@krso.gov.krd)

ID number 37

## **Preface**

Today poultry farming has gained considerable attention due to its numerous benefits including providing the main source of protein and other necessities of life. The importance of poultry farming in terms of economic gains has also grown significantly. It is due to its fast growth, generating considerable income in just three month, time and space efficiency compared to raising other animals which requires large space, finally less economic loss when affected by diseases.

The domestic production of poultry in Kurdistan Region has not met domestic needs due to some reasons the owners of poultry farms are the primary responsible for this shortage.

For this sector to be improved in terms of quality and quantity, it is necessary to scientifically organize it. In other words the old system should be replaced with the modern system throughout the whole stages of raising poultry. The ministry of Agriculture and water resources are to take practical steps in setting up sophisticated and modern farms in which all necessary services are provided.

In 2013 around 890 chicken farms, 7 turkey farms and 5 egg farms in Kurdistan region produced meat and egg. A portion of their production was exported to the southern part of Iraq. However, at the same time meat and egg were imported from Iran and Turkey. No doubt that the rapid growth of population and human need of protein has increased the significance of poultry farming. In 2013, Kurdistan region production of chicken meat was around 99368 tons; however at the same year, based on the data of trade Ministry, around 62576 tons of chicken meat was imported to Kurdistan region which makes up 63% of domestic production. Therefore steps should be taken to increase domestic production which in consequence improves Kurdistan economy.

**Serwan M. Mihyaddin**  
**president of KRSO**

## Contents

Preface .....	I
List of tables .....	III
List of maps .....	III
1. Introduction .....	1
2. Objective of the Survey .....	2
3- Advantage of the survey .....	2
4- Methodology .....	3
1.4 The method of conducting the survey .....	3
2.4 Duration of the Report .....	3
3.4 Staff of the Survey .....	3
4.4 Data analysis .....	3
4.5 Questionnaire .....	3
5. Concepts .....	4
6. Rules .....	5
7. Outcome of the Survey .....	6
Appendix .....	24

## List of tables

1) number of broiler poultry farms, allocated area per farm, average area per hall, and the hall capacity in Kurdistan Region's governorates 2013 .....	7
2) poultry farms location by geographical and topographical location and type of land in Kurdistan Region's governorates 2013 .....	9
3) distance between poultry farms in Kurdistan Region's governorates 2013 (%) .....	10
4) The type and percentage of ownership for poultry farms (private, shared, and rental) in Kurdistan Region's governorates 2013 .....	10
5) The type and percentage of ownership for land (owned, agricultural contract, private, and rental) in Kurdistan Region's governorates 2013 .....	11
6) the percentage of educational level of laborers in poultry farms in Kurdistan Region's governorates 2013 .....	11
7) the years experienced and percentage of poultry farmers in Kurdistan Region's governorates 2013 ..	12
8) percentage of local foreigner laborers in Kurdistan Region's governorates 2013 .....	12
9) total weight per chicken, price chicken per kilo, number and value of sold chicken, and chicken death rate in Kurdistan Region's governorates 2013 .....	14
10) the average cost and revenue from per chicken meat by total weight in Kurdistan Region's governorates 2013 .....	16
11) the average cost and revenue per kilo chicken meat (ID) in Kurdistan Region's governorates 2013 ..	17
12) the total cost and revenue in poultry farming (1000 ID) in Kurdistan Region's governorates 2013 ....	19
13) the number of turkey farms, average weight, price per kg, death rate in Erbil governorate 2013 .....	22
14) cost and revenue per turkey and per kg (ID) in Erbil governorate 2013 .....	22
15) number of chicken egg farms, number of received chicks, total production per chicken, (kg), number of produced eggs per round, and price per egg (ID) 2013 .....	23

## List of maps

1) the number of poultry farms in Kurdistan Region 2013 .....	8
2) the amount of sold chicken (ton) in Kurdistan Region 2013 .....	15
3) Total cost (1000 ID) of poultry farming in Kurdistan Region 2013 .....	20
4) Total revenue (1000 ID) of poultry farming in Kurdistan Region 2013 .....	21

## **1. Introduction**

Kurdistan region statistics office in June 2014 as the responsible organization of conducting surveys and publishing statistical indicators, implemented a very important survey. The survey lasted 30 days, during which all poultry farms were visited. A special form was filed out by the field researchers from each governorate statistics directorate. For the first time GPS was applied to locate the poultry farms.

The survey is special in its kind in term of comprehensively. Once the data have been calculated and verified, they would directly pass the analyzing process without magnifying the numbers at the level of sample that leads to decrease the error level.

This survey could be of great help to whoever dealing with poultry farming in Kurdistan Region.

We would like to thank the directorate of livestock and veterinaries at the ministry of Agriculture who collaborated with us through the whole process of setting up the form, sample frame and visiting the field.

## **2. Objective of the Survey**

The Aim of the Survey is to provide data for the ministry of Agriculture and water resources, scientific research centers, and whoever directly or indirectly dealing with poultry farming. To obtain this, the report is based on providing economic indicators, so as to assess the actual condition of poultry farming, after data and indicators are all evaluated. It also reveals the obstacles of production and the differences in costs to establish a comprehensive plan.

## **3- Advantage of the survey**

The advantage of the survey is briefly to figure out some indicators. The most important ones are listed below:

- 1- The number of poultry farm in Kurdistan Region.
- 2- The cost and income from one Kg of chicken
- 3- The cost and income from a whole chicken
- 4- The total production of meat and egg as well as the average weight of chicken.



## **4- Methodology**

### **1.4 The method of conducting the survey**

Poultry farming survey is an annual report which releases all data in one year. The survey carried out comprehensively in the fields. Getting data, the statistics team in each governorate visited all poultry farms, and the researchers were in direct contact with the owners to get as more solid data as possible. In case the owners were not available, the questions were directed to the brothers or any close relatives of the owner.

### **2.4 Duration of the Report**

The field work of the survey lasted 30 worked days from 15-6-2014 to 30-7-2014

### **3.4 Staff of the Survey**

To conduct the survey, 17 teams of researchers from each governorate statistics directorates participated. 6 teams worked in Erbil, 6 in Sulaimani, 3 in Duhok and 2 teams in Garmian. The field and central supervisors from statistical department took part in the survey as well.

### **4.4 Data analysis**

Following the field work and collecting data, all the forms were sent to statistic directorate in each governorate for data to be registered in a data base was already established by Kurdistan region statistics office (KRSO) for this purpose.

Once all data registered, they were reviewed, organized, sorted out, and classified, followed by analyzing process. Later the data were displayed in tables and figures and finally organized in a full report.

### **4.5 Questionnaire**

The questionnaire is divided into 4 main sections which include:

First section: includes the name of the project, information about the owner of the field and laborers.

Second section: includes the cost of the poultry farming.

Third section: includes the level of production

Fourth section: includes all data about egg farms

## 5. Concepts

**Conventional system:** is an old system based on traditional way of raising poultry such as hall, cooling and heating system and other equipment.

**Modern system:** is a system established in accordance with the principle of a modern system such as poultry hall, cooling and heating system and other equipment.

**Frame:** it contains information about the name of the project, the owner of the project, the number and the date of work permit, the kind of project, and the number of halls. This information is annually collected.

**Land area:** the total land area (donum) that has received the authorized license.

**Hall area (m<sup>2</sup>):** it includes the average area of each hall.

**The hall capacity:** the ability of receiving and growing chicks per hall.

**The average weight (kg):** it includes the average weight of each chicken when sold.

**Cost:** it includes the total cost during each turn.

**Production:** it includes all live chickens for selling.

## 6. Rules

The following rules were applied for data analysis:

$$1 - \text{Rate of dead chicken} = \frac{\text{dead chicken}}{\text{number of received chicken}} * 100$$

$$2 - \text{Cost of purchased (received) chicks} \\ = \text{the cost of one single chick} * \text{number of purchased chicks.}$$

$$3 - \text{the cost of chicken feed} = \text{the cost of one ton feed} * \text{total consumed feed (ton)}$$

$$4 - \text{Total cost} = \\ \text{Cost of purchased chicks} + \text{cost of feed} + \text{fuel} + \text{electricity (local and generator)} + \\ \text{medication and vaccines} + \text{laborer} + \text{water} + \text{maintenance+etc}$$

$$5 - \text{Total profit} = \text{the value of sold chicken} + \text{the value of sold waste}$$

$$6 - \text{The value of sold chickens} \\ = \text{numbers of sold chickens} * \text{average weight (kg)} * \text{total cost}$$

## 7. Outcome of the Survey

After finishing the field work and data analysis, the following information was figured out at the level of governorates and Kurdistan Region as a whole:

- 1- **The total number of broiler poultry farms:** in Kurdistan region the number of Poultry farms estimated at 1179 out of which 888 are working which makes %75 of the total farms with majority in Sulaimani governorate.
- 2- **The area of each hall in the farm:** the average area of each hall across Kurdistan region is around 843m<sup>2</sup>. The largest hall is located in Garmian which occupies 951m<sup>2</sup> with the capacity of holding 10408 chickens in each hall that is the highest record in Kurdistan Region. In Kurdistan Region the average capacity is 9826 chicken for each hall.
- 3- **The dispersion of poultry farms based on geographical location:** %45 of poultry farms is located in flat areas of which %48 suitable for agriculture.
- 4- **The distance between poultry farms:** the majority of farms which counts %44 of farms are situated 500m or less away from each other.
- 5- **Education level and nationality of laborers:** %65 of laborers who involved in poultry farms are Kurdish citizen and %35 are foreigners of which %51 have no educational certificate and %2 have diploma degree and higher.
- 6- **The average weight of chicken:** the average weight of sold chicken is around 2.7 Kg.
- 7- **The average cost and revenue from single chicken.** The average cost of one single chicken in Kurdistan farms is 5856 ID and the average income from one single chicken is 7859 ID. The average cost for one Kg of chicken is 2149 ID, and the average income from one Kg of chicken is 3152 ID.
- 8- **The number of egg farms:** the number of egg farms in Kurdistan region is 5 and the number of eggs produced in one year estimated at 250 million.

In 2013, out of 468 broiler poultry farms in Erbil governorate, 334 farms produced meat and 134 had no production. In Sulaimani governorate, out of 416 farms sum of 345 farms were active and 71 farms were closed. In Duhok governorate out of 204 farms sum of 150 were active and 54 were closed. In Garmian with the total number of 59 out of 92 farms were operating and 33 were closed (chart 1).

The main reason behind shutting down some farms is as follows:

- 1- Cancelling work permits of farms due to the city's master plan.
- 2- Improper environment of halls for breeding chicken.
- 3- Lack of a proper system of raising, slaughtering, packing, freezing and later marketing.

These main factors besides many other ones made only 888 farms work out of the total number of 1179 farms and 291 of them are closed in Kurdistan Region.

The average area allocated for poultry farms in Kurdistan region is about 3.8 donums for each farm. The biggest area located in Sulaimani with average of 4.3 donums for each poultry farm and the smallest area located in Garmian with average of 1.6 donums. The average area of halls in Kurdistan region is about 843 m<sup>2</sup> and the average capacity of farms is about 9826 chicken per hall.

**Table 1: number of broiler poultry farms, allocated area per farm, average area per hall, and the hall capacity in Kurdistan Region's governorates 2013**

Governorate	Active poultry farms	inactive poultry farms	Allocated area per farm (donum)	Average area per hall (m <sup>2</sup> )	Capacity per hall (chick)
Duhok	150	54	3.4	801	9759
Sulaimani	345	71	4.3	898	10323
Erbil	334	134	3.8	785	9239
Garmian	59	33	1.6	951	10408
Kurdistan Region	888	291	3.8	843	9826

Map 1: the number of poultry farms in Kurdistan Region 2013

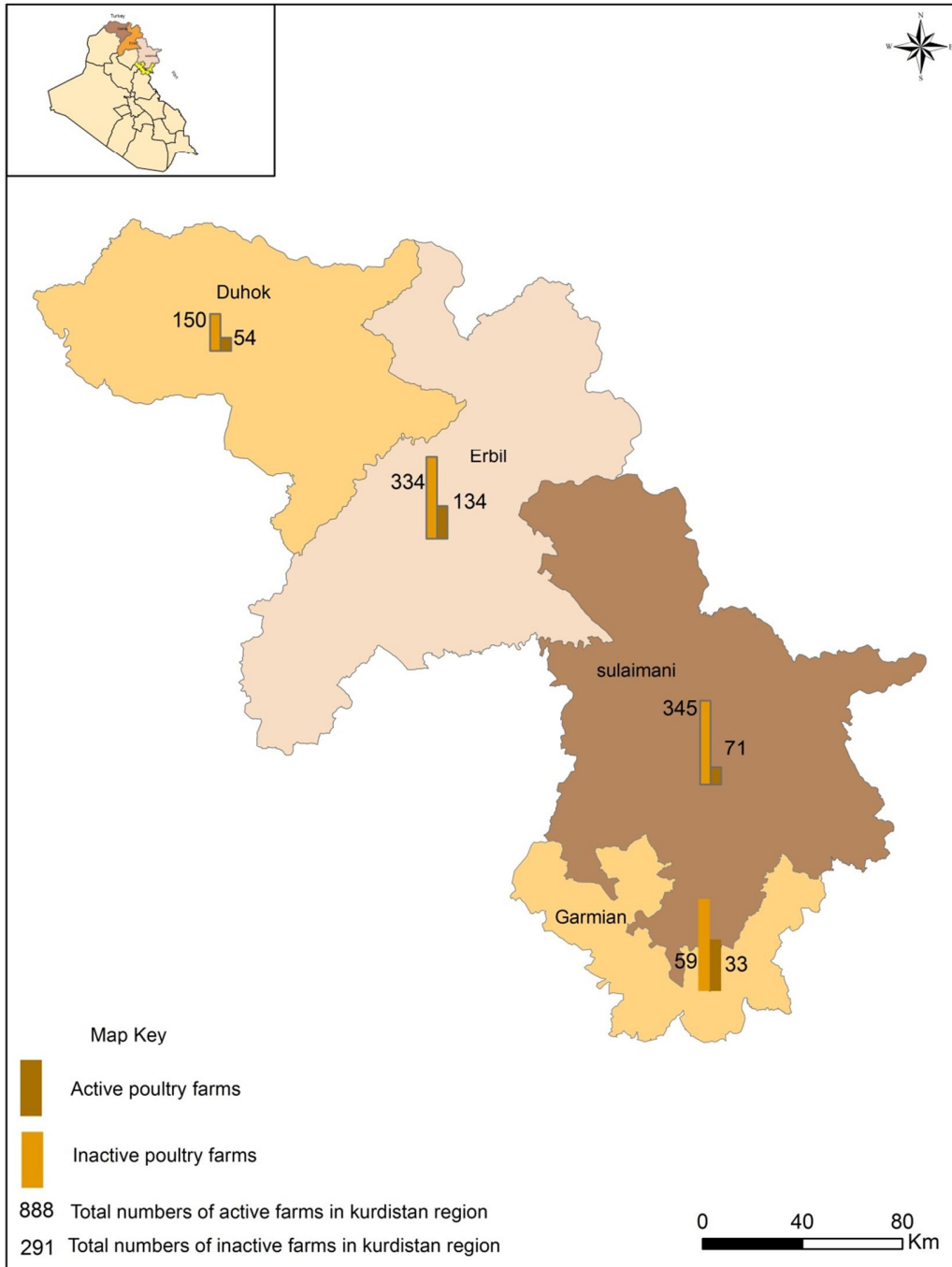


Table 2 represents the data on poultry farms by geographical and topographical location. According to the data, the majority of farms located in plain area which makes up 45% of the total poultry farms which followed by hilly and mountainous areas which distributed on three types of land, agricultural, pasture, and stony land. In Kurdistan Region, 48% of the total land that has been used for poultry projects is agricultural land that is suitable for agricultural projects. This could eventually inflict unrepairable damages to agriculture.

**Table 2: poultry farms location by geographical and topographical location and type of land in Kurdistan Region's governorates 2013**

Governorate	Topography of the land (%)			Type of the land (%)		
	plain	Hilly	mountainous	arable	pasture	stony
Duhok	60	18	22	66	2	32
Sulaimani	37	53	10	39	26	37
Erbil	46	28	25	52	34	14
Garmian	34	54	12	37	9	54
Kurdistan Region	45	38	17	48	18	34

One of the reasons that contribute to the transferring of disease in farms is the lack of standard distance between farms which is an essential factor in providing a healthy environment for the chickens. For this reason, the general directorate of animal resources and veterinarian in ministry of agriculture always provides the essential guides to fix these problems.

In Table No.3 the distance between farms is displayed and divided to four distances. Less than 500m, 501-1000m, 1001m-3000m, and 3001m-9000m. %44 of the farms located in areas less than 500m from each other. Duhok governorate has the highest density with %78 farms located less than 500m away from each other while Sulaimani governorate registers the lowest density which is %20. Also, 12% of poultry farms in Sulaimani governorate located in an area with a distance between 3001-9000m from each other.

**Table 3: distance between poultry farms in Kurdistan Region's governorates 2013 (%)**

Category	Erbil	Sulaimani	Duhok	Garmian	Kurdistan Region
Less than 500 m	44	20	78	32	44
501-1000 m	30	37	18	56	35
1001-3000 m	20	30	3	12	16
3001-9000 m	7	12	2	0	5

Table No.4 and 5 display the type of ownership in Kurdistan region. The highest rate of ownership for poultry farm and land is that of private<sup>1</sup> ownership and legal ownership which makes %73 and 58% respectively.

**Table 4: The type and percentage of ownership for poultry farms (private, shared, and rental) in Kurdistan Region's governorates 2013**

Sort of ownership	Erbil	Sulaimani	Duhok	Garmian	Kurdistan Region
Private	79	59	86	71	73
Shared	7	14	2	12	9
Rental	14	28	12	17	18

<sup>1</sup> Consists of the lands that are private but have not an official license



**Table 5: The type and percentage of ownership for land (owned, agricultural contract, private, and rental) in Kurdistan Region's governorates 2013**

Type of land ownership	Erbil	Sulaimani	Duhok	Garmian	Kurdistan Region
Owned	74	50	67	42	58
Agricultural contract	21	43	27	46	34
Private	3	3	5	3	4
Rental	3	5	0	9	4

Table No.6 displays the laborers educational level. The laborers educational level is a key to the success of the farm business. The educated laborers, through their scientific knowledge could better deal with unwanted circumstances. However, as it is displayed in the Table, the majority of the laborers (51%) do not have academic studies. Their knowledge does not go beyond writing and reading.

**Table 6: the percentage of educational level of laborers in poultry farms in Kurdistan Region's governorates 2013**

Educational level	Erbil	Sulaimani	Duhok	Garmian	Kurdistan Region
Illiterate	10	29	16	8	16
Reading and writing	41	49	44	72	51
Primary	34	16	27	14	22
Secondary	7	3	9	3	6
Preliminary	5	1	3	2	3
Institutes	2	1	1	1	1
Bachelor and above	1	1	0	0	1

Table No. 7 displays the years of owner's experience. %73 of owners has 1-10 years of experience. The longest years of experience (31-40) has registered the lowest rate which makes up only %1.

**Table 7: the years experienced and percentage of poultry farmers in Kurdistan Region's governorates 2013**

Category	Erbil	Sulaimani	Duhok	Garmian	Kurdistan Region
1-10 year	64	81	62	83	73
11-201 year	23	13	36	12	21
21-30 year	9	5	1	5	5
31-40 year	4	1	1	0	1

Table No.8 displays the nationality of laborers. Local people make up %65 of the laborers while foreigners make up %35 of the labor force. What is notable is that the rate of local and foreigner laborers is equal in Duhok and Erbil governorate while the rate of local employees is higher in Suleimani governorate and Garmian.

**Table 8: percentage of local foreigner laborers in Kurdistan Region's governorates 2013**

Workers nationality	Duhok	Sulaimani	Erbil	Garmian	Kurdistan Region
local	56	73	56	98	65
foreigner	44	27	44	2	35

Generally, in Kurdistan Region the farmers use an old system for breeding chicken that makes them to face many problems that economically harms them and also could harm the consumer health. One matter that is of great important to the consumer health is the weight of the chicken where the farmers try to increase the weight in an unhealthy way. This should be taken into consideration and efforts should be exerted to bring a qualified system to poultry farming in Kurdistan.

There are many factors involved in the growth of chicken; some of them cause serious health damage. However, a modern system including proper halls for chickens equipped with ventilation system, heating and cooling system, proper food, medication and vaccination are needed to raise the level of production. A sophisticated slaughterhouse is also needed to transfer chickens to the market without any delay.

It is important to change the conventional method of raising poultry to a modern one which is consistent with veterinary standards of care. Reducing the weight of chicken (2 or less than 2 Kg) and limiting the duration of chicken growth to 30-40 days are others factors that contributes to a decrease in chicken death and less financial loss for the owners.

As it is displayed in Table 9, in general the system of raising poultry is an old system except for a few modern companies in Erbil which utilizes a modern system where they decrease the weight of chicken to 1.6 kg and death rate to %8 which is the lowest compared to other farms in Kurdistan region for 2013. It is contrary to the conventional method in use by remainder poultry enterprises that are 333 enterprises in number in Erbil governorate that reported the death rate of 25% compared to 16% that reported in Sulaimani and Garmian for the same year.

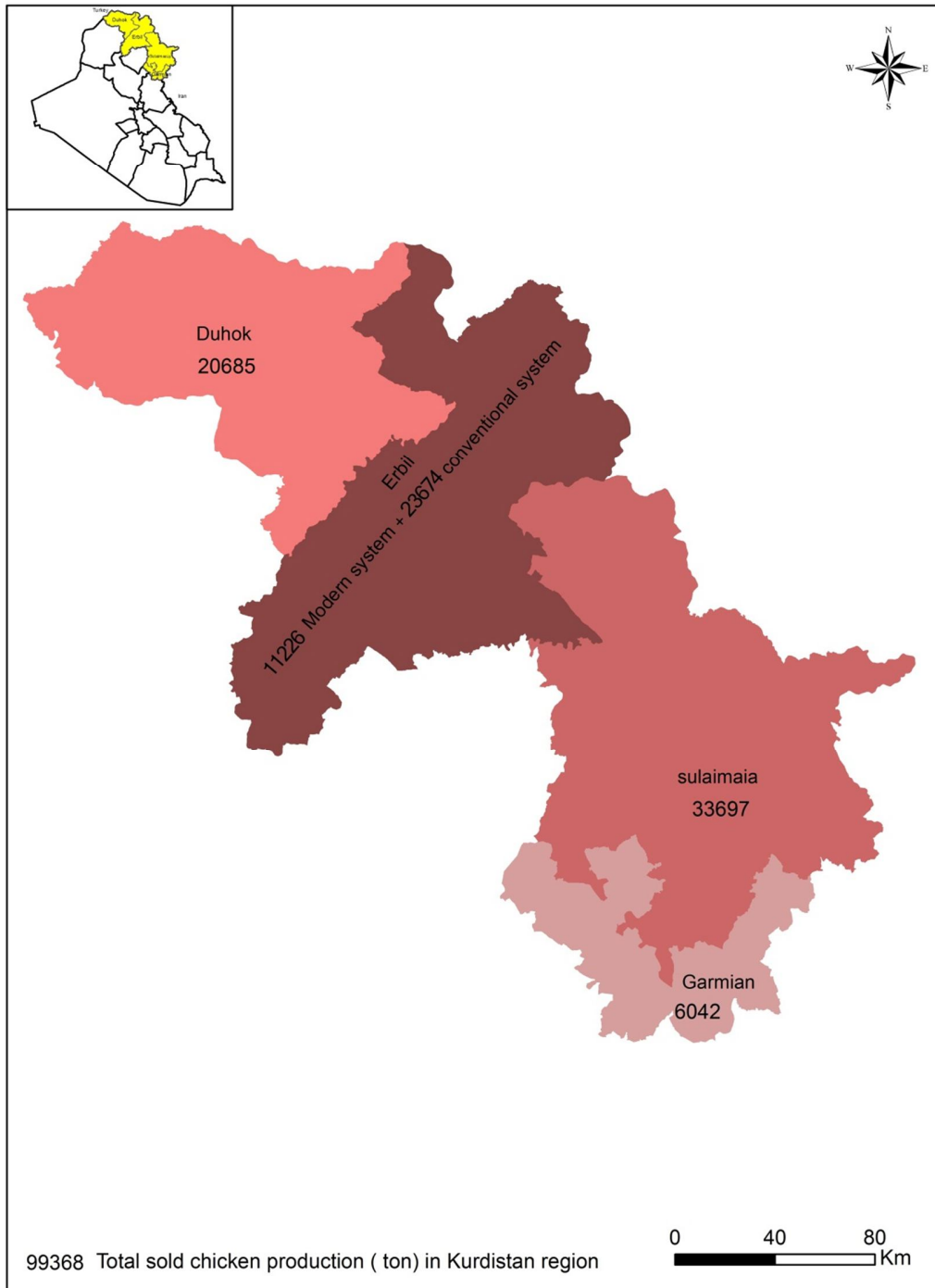
The total poultry production in Kurdistan region in 2013 was 99368 tons. The average price of 1Kg of chicken meat was 2834 ID and the total income of selling chicken in Kurdistan was 282 billion ID.

**Table 9: total weight per chicken, price chicken per kilo, number and value of sold chicken, and chicken death rate in Kurdistan Region's governorates 2013**

Governorate	average weight per sold chicken (kg)	Average price per kilo (ID)	Number of sold chickens (1000)	Amount of sold chicken (ton)	Value of sold chicken (1000 ID)	chicken death rate %
Duhok	3.0	2,736	6,895	20,685	56,594,160	17
Sulaimani	3.1	2,987	10,870	33,697	100,652,939	16
Erbil (conventional system)	2.4	2,821	9,864	23,674	66,783,226	25
Erbil (modern system)	1.6	2,543	7,016	11,226	28,546,701	8
Garmian	2.8	3,084	2,158	6,042	18,634,762	12
Kurdistan Region	2.7	2,834	36,803	99,368	281,609,195	16

Note: In table 9, 10, 11, 12, Erbil governorate divided into two parts due to different systems in use by enterprises there that caused a significant different between the results.

Map 2: the amount of sold chicken (ton) in Kurdistan Region 2013



The average cost and revenues from early stages of raising chicken to the day of selling is displayed in Table 10. In Kurdistan region the average revenue of one single chicken weighing 2.7 Kg is around 7859 ID while the average cost is 5856 ID. In Sulaimani governorate the average cost of one single chicken weighing 3.1 Kg is around 7394 ID. In Erbil governorate, conventional system, the average cost of one single chicken weighing 2.4 Kg is around 6432 ID, while for modern system, the average cost of one single chicken weighing 1.6 Kg is around 2802 ID. In Duhok governorate the average cost of one single chicken weighing 3 Kg is around 6235 ID. In Garmian the average cost of one single chicken weighing 2.8 Kg is around 6415 ID. The highest cost of raising chicken goes to feed, chick price, fuel, medication and vaccination respectively.

**Table 10: the average cost and revenue from per chicken meat by total weight in Kurdistan Region's governorates 2013**

	Cost and revenue per chicken	Duhok	Sulaimani	Erbil (conventional system)	Erbil (modern system)	Garmian	Kurdistan Region
Cost	Chick price	888	1012	939	869	1169	975
	Cost of consumed feed	4123	4760	3957	1506	4194	3708
	Worker	300	307	323	37	240	241
	Fuel	311	457	401	86	339	319
	Electricity	46	75	77	14	32	49
	Medication	290	391	339	282	335	327
	Water	73	123	123	0	17	67
	Maintenance	135	175	186	4	46	109
	Other cost	69	94	87	4	43	59
	<b>Total cost</b>	<b>6235</b>	<b>7394</b>	<b>6432</b>	<b>2802</b>	<b>6415</b>	<b>5856</b>
Revenue	Revenue per chicken	8208	9260	8181	4069	8635	7800
	Revenue from waste	0	80	69	9	27	59
	<b>Total revenue</b>	<b>8208</b>	<b>9340</b>	<b>8250</b>	<b>4078</b>	<b>8662</b>	<b>7859</b>

In Table 10, the cost and revenue of one whole chicken is displayed. Moreover, the cost and revenue of 1Kg of chicken is displayed in Table 11.

The highest cost of 1 Kg of chicken belongs to Sulaimani governorate which is around 2383 ID, and the lowest belongs to Erbil governorate, modern system, that is around 1776 ID. The average cost of 1Kg of chicken in Kurdistan region is 2149ID.

**Table 11: the average cost and revenue per kilo chicken meat (ID) in Kurdistan Region's governorates 2013**

	cost and revenue per kilo chicken meat	Duhok	Sulaimani	Erbil (convention system)	Erbil (modern system)	Garmian	Kurdistan Region
Cost	Chick price	303	330	333	508	422	379
	Cost of consumed feed	1321	1525	1371	1017	1502	1347
	Worker	94	97	112	22	88	83
	Fuel	107	145	144	49	121	113
	Electricity	35	31	32	8	20	25
	Medication	64	128	122	167	118	120
	Water	26	39	43	0	10	24
	Maintenance	46	57	65	3	17	38
	Other cost	23	31	31	2	16	21
	Total cost	2019	2383	2253	1776	2314	2149
Revenue	Revenue per chicken	2736	2987	2821	2543	3083	3139
	Revenue from waste	0	25	26	6	9	13
	Total revenue	2736	3012	2847	2553	3092	3152

Table 10 displays the average cost and revenue per chicken and Table 11 displays this data by per kilo at the level of governorates.

Chart 12 displays the total cost and revenue for each section. As it is shown, the highest cost is that of feed which is around 142 billion ID and the lowest is the cost of water which is around 361 million ID.

For other governorates the highest cost consecutively goes to food, chick, and fuel. However, Erbil governorate- modern system- paid a higher cost for medication and vaccination after feed.

As it is shown in table the highest revenue belongs to Erbil governorate and the lowest is that of Garmian.

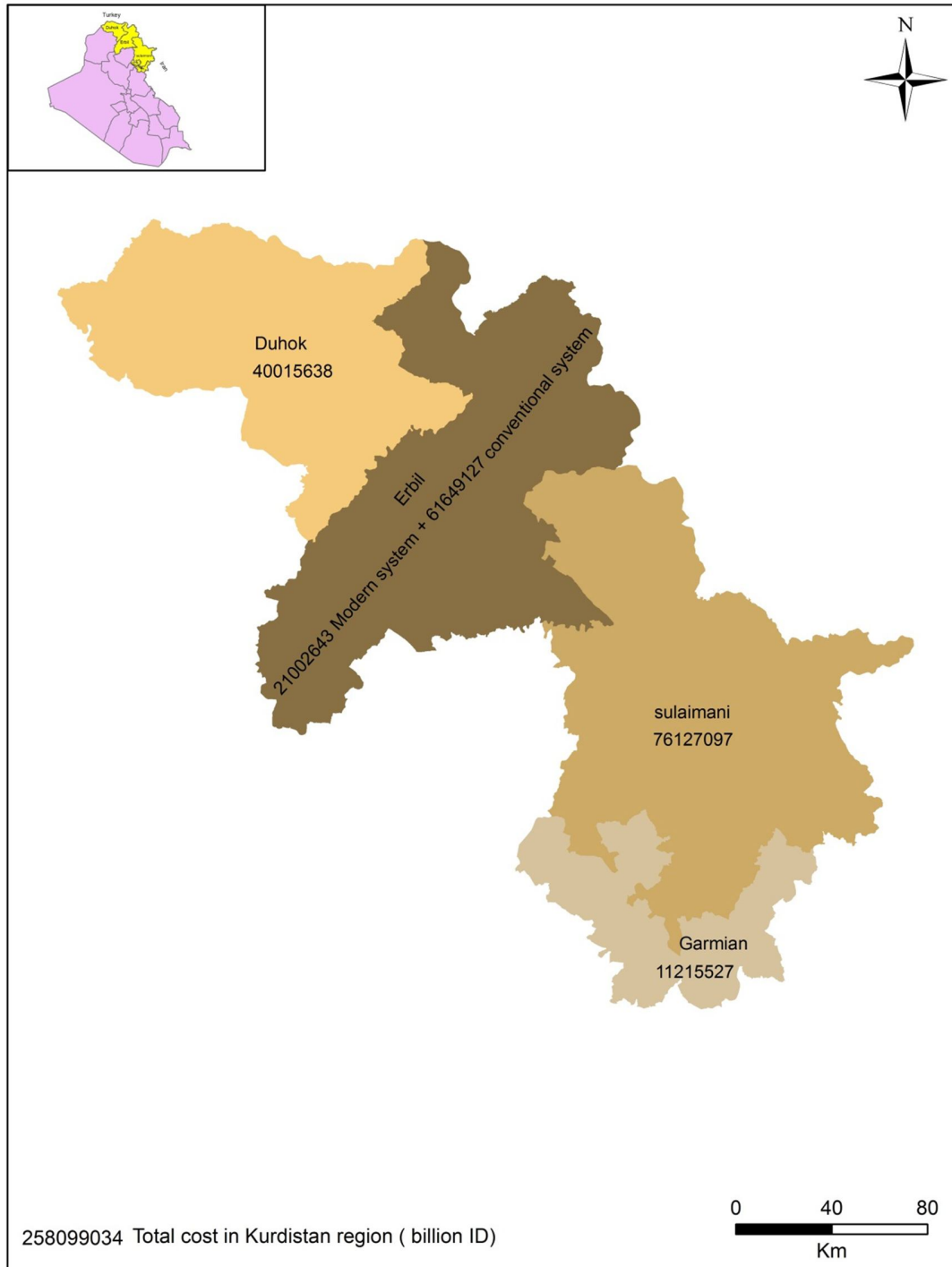
The total revenue in Kurdistan region in 2013 reached 282 billion ID.



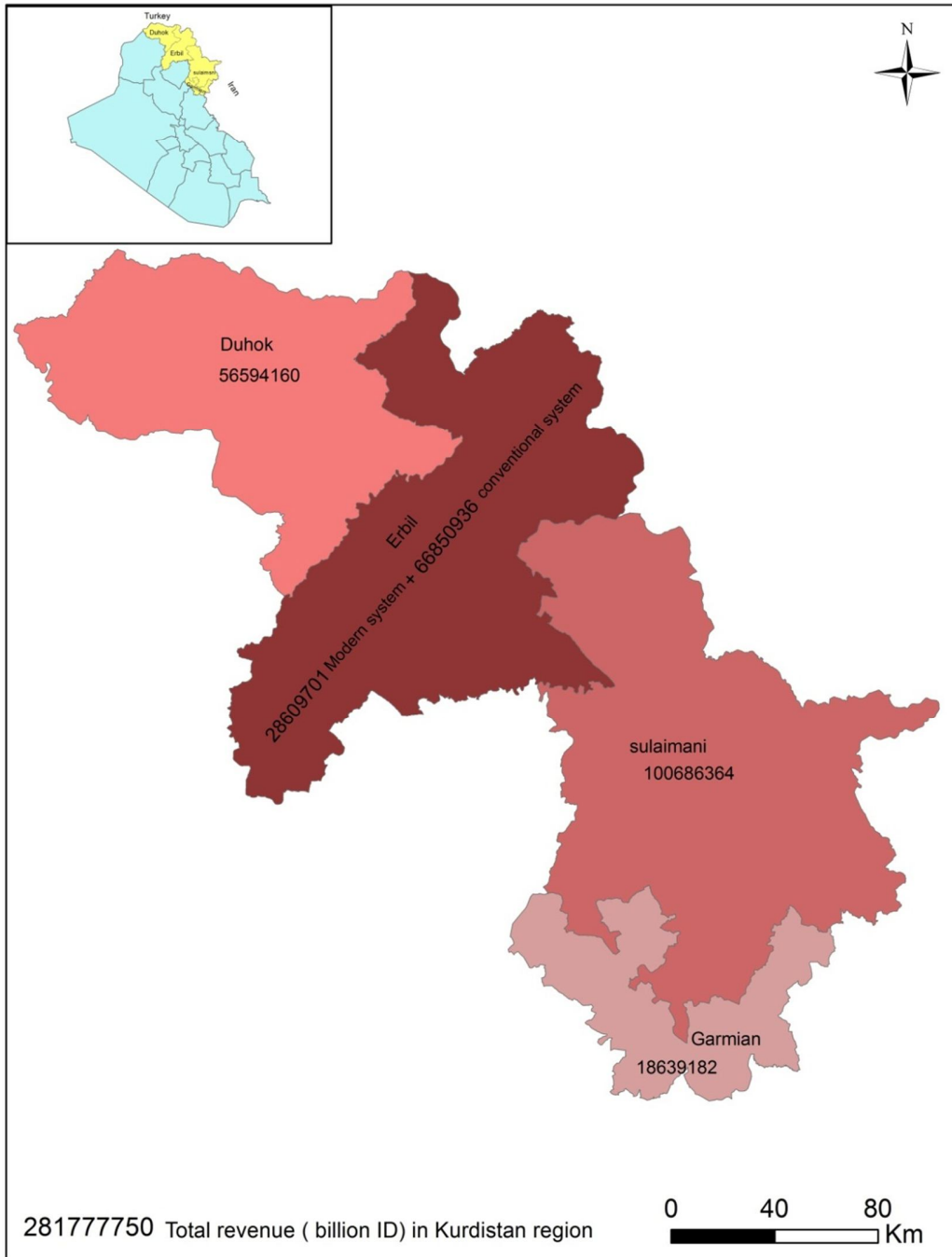
**Table 12: the total cost and revenue in poultry farming (1000 ID) in Kurdistan Region's governorates 2013**

Cost and revenue		Duhok	Sulaimani	Erbil (conventional system)	Erbil (modern system)	Garmian	Kurdistan Region
Cost	Number of chicks	8,321,100	12,884,800	13,200,100	7,550,000	243,390	42,199,390
	Price of chicks	6,132,984	10,953,111	9,296,170	6,036,074	250,380	34,575,479
	Amount of consumed feed (ton)	42,364	72,187	65,219	17,830	12,129	209,729
	Price of feed	27,397,234	50,075,071	38,651,013	12,007,435	8,870,624	141,800,956
	Fuel	1,953,632	4,665,021	3,969,524	594,320	710,175	52,321,404
	Worker	1,862,628	2,970,295	3,046,529	257,600	509,969	8,989,465
	Electricity	180,655	628,587	709,382	93,840	63,391	1,752,116
	Medication and vaccination	1,162,653	3,966,331	3,291,250	1,959,600	697,462	11,284,151
	Water	65,834	145,226	120,788	-	14,942	361,398
	Maintenance	844,355	1,774,381	1,723,006	28,014	9,669	4,593,482
Other cost	415,663	949,074	841,466	25,760	88,916	2,420,582	
Total cost	40,015,638	76,127,097	61,649,127	21,002,643	11,215,527	258,099,034	
Revenue	Revenue from sold chicken	56,594,160	100,652,939	66,783,226	28,546,701	18,634,762	281,609,195
	Revenue from wastes	-	33,425	67,710	63,000	4,420	168,555
	Total revenue	56,594,160	100,686,364	66,850,936	28,609,701	18,639,182	281,777,750

**Map 3: Total cost (1000 ID) of poultry farming in Kurdistan Region 2013**



**Map 4: Total revenue (1000 ID) of poultry farming in Kurdistan Region 2013**



**Table 13: the number of turkey farms, average weight, price per kg, death rate in Erbil governorate 2013**

governorate	No. turkey farms	Average weight (kg)	Average price per kg (ID)	No.sold turkeys	Amount of sold turkey (ton)	Value of sold turkey (1000 ID)	Death rate %
Erbil	7	9.8	4,488	31,910	315	141,775	22

**Table 14: cost and revenue per turkey and per kg (ID) in Erbil governorate 2013**

	cost and revenue	cost and revenue per turkey	cost and revenue per kg
Cost	One chick	6,006	628
	Feed cost	12,959	1,362
	Fuel	2,076	213
	Worker	1,257	133
	Electricity	239	25
	Medication and vaccination	1,468	161
	Water	0	0
	maintenance	710	74
	Other cost	355	38
	Total cost	25,070	2,634
Revenue	Revenue from sold turkey	43,810	4,488
	Revenue from waste	90	10
	Total revenue	43,900	4,498

**Table 15: number of chicken egg farms, number of received chicks, total production per chicken, (kg), number of produced eggs per round, and price per egg (ID) 2013**

governorate	No. farms	No. received chicks	Total production per chicken/kg	No. produced eggs per round	Price per egg (ID)
Erbil	3	960,000	20	77,480,000	122
Sulaimani	1	355,332	25	63,295,200	117
Duhok	1	779,165	20	106,920,000	117
Kurdistan Region	5	2,094,497	22	247,695,200	119

In 2013 in Kurdistan region, 5 egg farms produced eggs out of which 3 are located in Erbil governorate, one in Duhok and one in Sulaimani. There is no egg farm in Garmian.

The average production of eggs in Erbil governorate is 20 Kg per chicken during its productivity life; in Sulaimani it is 25 Kg and in Duhok it is 19.5 Kg. The average production of egg in Kurdistan region is 22 Kg per chicken. the total number of egg laying chicken in Kurdistan region in 2013 was 2 million chickens which in average produced 250 million eggs.













دەستە ئاماری هەرێم

پەشی ئاماری کۆشوکێن

قۆمیس نەموونە 5/

قۆمیس وۆ پێوی کێنگەکانی پەنەوەر؛ مویشکی هێلکە ئێوارەن / 2013


ئاماری ئێم

زنجیرە قۆم

کۆد	کۆد	کۆد	کۆد	کۆد

ئاماری جوو جگە وەرگیراو


مێژووی وەرگرتن (تاریخ الاستلام)

تەمەن / هەفتە


ئاماری مویشکی مەوۆ (ئەلکات)

ئایەکی بەکارهاتوو نە هەفتەبەت / تۆن


ئاماری هێلکە بەرهەم هاتوو نە دۆژیکنا


ئاماری هێلکە بەرهەم هاتوو نە وەجەبەکنا


ئێکرای بەرهەم بەت مویشت (مەسەل الانتاج) / کەم


ئێکرای ترخس قوژشتن بەت هێلکە / دینار



Ministry of Planning-Kurdistan Region Statistics Office  
[www.krso.gov.krd](http://www.krso.gov.krd)

