



Kurdistan region governments
Ministry of Planning
Kurdistan region statistics office



Tourism establishments survey in Kurdistan region 2016

Trade statistics department
April 2019

**Kurdistan region government
Ministry of planning
Kurdistan region statistics office**


Tourism establishments survey in Kurdistan region 2016

Trade statistics department

April 2019

©Copy right April 2019 Ministry of Planning/ Kurdistan Region Statistics Office

Suggested Citation:

Kurdistan Region Statistics Office, 2019, trade statistics department, *Tourism Establishments Survey in Kurdistan Region 2016*. Erbil, Kurdistan Region, Iraq. 

For more information please contact:

Website: www.krso.gov.krd

Tel: +964 (0)66 255 9170

Email: contact@krso.gov.krd

ID number: 64

Acknowledgment

Kurdistan region statistics office expresses its high appreciation to the directors and all staff from KRSO and statistical directorates in governments who participated in this survey and their hard works. Also, KRSO is grateful to Kurdistan region's general tourism office for its cooperation with KRSO to conduct the survey. Many thanks to all the owners of hotel, motel and tourism complexes for their assistance in filling out questionnaires through providing information and their cooperation with the field teams.

We hope this report could be useful for all parties in developing tourism sector in general and Kurdistan region's economy in particular.

The committees and technical teams

steering committee

Serwan Mohammad	President of KRSO
Foai Yusuf	Tourism Office
Mahmod Osman	Sulaimani statistics directorate
Saman Izaddin	Erbil statistics directorate
Chiavan Abdolrrazaq	Duhokstatistics directorate
Haidar Shamsaddin	Garmyan statistics directorate
Omar Taher	Financial and administration directorate
Raqeeb Bahaddin	Analyses department directorate
Mohammad Sabir	Survey coordinator

Analysis and data management

Raqeeb Bahaddin
Mohammad Sabir
Rezhin Mamand
Sozan Mosa

Dissemination standards

Suad Bakir

Local supervising committee

Mahammad Sabir	Suvey coordinator
Morad Zainal	Supervisor
Ahmad wahab	Supervisor
Azad Abdullah	Supervisor/ Tourism Office

Administrative and financial committee

Omar Taher	Financial and administrative director
Dilman Mahmud	personnel
Kurdistan Najat	accountant
Bshar Hasan	auditor
Momen Khdr	auditor

local supervisor

Sami abdullah	Erbil governorate supervisors
Nyaz Jamal A.	Sulaimani governorate supervisors
Abdulsattar Mohammad	Duhok governorate supervisors

Frame updating in governorates

Erbil governorate

Saman Abdullah	Supervisor
Saman Jalal	Supervisor/Erbil tourism office
Midya Omar	Enumerator
Rashad Qhais	Enumerator
Viyen Adib	Enumerator

Shahla Mohammad	Enumerator
Mado Mohammad	Enumerator
Mohammad Wodad	Enumerator
Rzgar Hamasor	Enumerator
Peshawa Samad	Enumerator
Diman Mohammad	Enumerator
Gazang Barzan	Enumerator
Salar Gailan	Administration and finance
Loghman Haidar	Administration and finance

Sulaimani governorate

Niyaz Jamal	Local supervisor
Hannan Ommar	Local supervisor/ Sulaimani tourism office
Rebar Bakhtyar	Enumerator
Mahmod Hama	Enumerator
Mohammad Taher	Enumerator
Dlshad Omar	Enumerator
Brahim Ali	Accounting
Aram Majid	Administration
Bakhtyar Ahmad	Auditor

Erbil governorate

Abdulsatar Mohammad	Supervisor
Mazen Khaled	Supervisor/ Duhok tourism office
Kikn Jamil	Enumerator
Sliwa sada	Enumerator
Snds Saleh	administration
Saeed Yasin	Accounting
Hakar Jalal	Auditor

Questionnaire verifying

Begard Sabir	verifying and typing
Viyan Mostafa	verifying
Shaima Mohammad	verifying
Shahla Hani	verifying
Parez Khoshawi	verifying

Translation team (Kurdish to English)

Hadar Haso Mirkhan
Jeger Jabaly

Preface

Tourism sector is considered as an important economic sector in Kurdistan region, especially after year 2009 when tourists coming to Kurdistan region were growing up and the tourism services were increasingly required. For this reason, tourism sector expanded through developing and building tourism establishments like hotel, motel and tourism complexes. To show the real situation of this sector, KRSO makes efforts to collect and provide data on this sector in an annual bases as far as budget allows.

In 2009, 2012 and 2013, the tourism establishment survey was carried out. The results show a sharp uptrend of tourists to Kurdistan region and as a result, in each following years, the number of tourism establishments became twice compared to the previous year. Investors started to build more and more tourism establishments after 2009 in such a way that hotel and motel could be found in any quarters across cities. However, after 2015, following Isis invasion and unstable security across Iraq and cutting off the Kurdistan region's budget by federal government of Iraq resulted in reducing the number of tourists to Kurdistan region. In 2017 and after a long time since the last survey in 2013, KRSO carried out a field survey in cooperation with the region tourism office to collect new data on tourism establishments in 2016 all across Kurdistan region. It is worth to mention that the data of each year is collected in the following year.

In the frame list that was taken from hotels, restaurants and general tourism office, the number of tourism establishments was 1128, while the results from survey reported 577 active tourism establishments in 2016 that responded the questionnaires, where it shows a sharp decrease compared to that of 2013 survey.

Serwan Mohammad

President of KRSO

Contents

Acknowledgment.....	I
The committees and technical teams	II
Preface	IV
List of tables.....	VI
List of figures.....	VII
Introduction.....	1
Objectives.....	2
Concepts and definitions	2
Data quality	4
Methodology	4
1. Questionnaire	4
2. Survey frame.....	5
3. Field work.....	5
1.3. Selecting and training field teams.....	5
2.3. Administration and organization of the field work.....	5
3.3. Data collecting and field auditing	5
4. Data entry.....	5
Results	6
Appendix	44

List of tables

1) number of tourism establishment in Kurdistan region by type and governorate in 2016	12
2) number of tourism establishments in Kurdistan region by classification and governorate in 2016	12
3) number of tourism establishments in Kurdistan region by status (closed, activity changing, refused ...) and governorates in 2016	12
4) number of tourism establishments in Kurdistan region by status (closed, activity changing, refusing interview ...), governorates and classification in 2016	13
5) number of tourism establishments in Kurdistan region in 2012, 2013, 2016 by building and administration ownership	13
6) number of tourism establishments in Kurdistan region by legal status and governorate in 2009, 2012, 2013 and 2016	14
7) number or rooms and beds by the type of tourism establishment and governorate in Kurdistan region in 2016	15
8) number and percentage point of services in Hotels by type and governorate in Kurdistan region in 2016	17
9) number and percentage point of services in motel by type and governorate in Kurdistan region in 2016	18
10) number and percentage point of services in Apartments by type and governorate in Kurdistan region in 2016	19
11) number and percentage point of services in tourism complexes by type and governorate in Kurdistan region in 2016	20
12) number of vehicles in tourism establishments by governorates in Kurdistan region in 2016 comparing to 2009, 2013 and 2013	21
13) number of tourism establishments by the type of ownership for building and goods in Kurdistan region in 2016 comparing to 2009, 2012 and 2013	21
14) number of workers by type of work, Nationality, sex, cash payment, in-kind payment and governorates in tourism establishments in Kurdistan region for 2016 comparing to 2009, 2012 and 2013, value in 1000 IQD	22
15) in-kind payments and participation of tourism establishments for the benefit of workers by type of aid and governorates in Kurdistan region in 2016, value in 1000 IQD	25
16) No. and rate of guests and night stays in tourism establishments by months, nationality and governorates in Kurdistan region for 2016	26
17) No. and rate of guests and night stays in Hotels by nationality and governorates in Kurdistan region for 2016	29
18) No. and rate of guests and night stays in Motels by nationality and governorates in Kurdistan region for 2016	29
19) No. and rate of guests and night stays in apartments by nationality and governorates in Kurdistan region for 2016	30
Table 20) No. and rate of guests and night stays in tourism complexes by nationality and governorates in Kurdistan region for 2016	30
21) income by the type of tourism establishment, service and governorates in Kurdistan region in 2016 comparing to 2009, 2012 and 2013, value in 1000 IQD	31

22) income by the type of services and governorates in tourism establishments In Kurdistan region for 2016, value in 1000 IQD.....	32
23) value of purchase and sell of stored items by the type of items and governorates in tourism establishments in Kurdistan region in 2016 comparing to 2009, 2012 and 2013.....	33
24) value of purchased items by governorates in tourism establishments in Kurdistan region for 2016, value in 1000 IQD	35
25) services cost in tourism establishment by services and governorates in Kurdistan region for 2016, value in 1000 IQD	36
26) coast of exchanging in tourism establishments by type and governorates in Kurdistan region for 2016, value in 1000 IQD	36
27) value of fixed assets in tourism establishments by type of assets and governorates in Kurdistan region for 2016 comparing to 2013, 2012 and 2009	37
28) value and quantity of Items purchased in tourism establishments in Kurdistan region by governorates in 2016 comparing to 2013, value in 1000 IQD	41

List of figures

1) number of tourism establishments in Kurdistan region in 2016 compared to 2013.....	6
2) percentage distribution of tourism establishment in Kurdistan region's Governorates in 2016.	6
3)) number of workers in tourism establishments in Kurdistan region in 2016 compared to 2013	7
4) percentage distribution of workers in tourism establishments in Kurdistan region's governorates in 2016.....	7
5) workers' total payment and payment -in- kind in 2013 and 2016 in tourism establishments in Kurdistan region.....	7
6) percentage point of workers' payment and payment in kind in tourism establishment in Kurdistan region's governorates in 2016	8
7) number of guests in tourism establishments in Kurdistan region in 2013 and 2016	8
8) percentage point of guests in tourism establishments in Kurdistan region by governorates in 2016	9
9) night stays in tourism establishments in Kurdistan region in 2016 and 2013	9
10) percentage points of night stay in tourism establishments in Kurdistan region's governorates in 2016	10
11) total income from tourism establishments in Kurdistan region in 2016 and 2013, value in billion IQD.....	10
12) percentage points of income in tourism establishments in Kurdistan region by governorates in 2016	11
13) total expenditures in tourism establishments in Kurdistan region in 2016 and 2013	11
14) percentage points of expenditures in tourism establishments by Kurdistan region by governorates in 2016.....	11

Introduction

Tourism sector has significant shares in Kurdistan region economic due to a large number of tourists that annually visit Kurdistan region because of its beautiful sceneries and historical places. For this reason, Kurdistan region government tries to work in this sector through arranging an office to attract foreigner and local companies as well as investors to establish and build tourism projects.

Tourism creates new job opportunities and provides livelihood for individuals who work in tourism establishments, markets and similar places that finally raise national income.

KRSO conducted tourism establishment survey for 2016 and made comparison with data of the last years in order to provide data on this sector and make it available for planners, politicians and who is concerned to be used in tourism sector and economic development of Kurdistan region.

Objectives

The survey aims to collect statistical data on tourism sector in Kurdistan region for 2016 and also make a comparison with the previous surveys. The indicators which have been worked upon and made available are:

1. Number of active, closed and expired licensed tourism establishments,
2. Delivered services,
3. Number of workers in tourism establishments,
4. Number of guests and night stays by sex and governorate,
5. Income and expenditure,
6. investment

Concepts and definitions

Tourism establishment: Tourism establishment refers to a place that someone may live or stay for a temporary period of time that includes hotel, motel, apartment, and tourism complex.

Hotel: Is a place that provides accommodation for people instead of their homes to temporarily live or stay. This place contains all essentials for living like, bed, bathroom, and toilet. Hotel needs to be extended and provide accommodation for more people (more than that living at home). Hotels run by people who have skills in hotel field. Hotels are classified by the size of the services which are provided to guests.

Motel: Motel refers to a place outside cities provides travelers with a place to live and parking. The services which are offered by motels are less than what offered by hotel. Motel is categorized into two star groups. In Kurdistan Region motels are located in cities and categorized by the size of services which are provided.

Tourism apartment: it refers to a place used as hotel to provide travellers with more space than a normal room with a place for serving food and other services. It is categorized by the services that are provided.

Tourism complex: it contains a group of tourism buildings where different services are provided and categorized by the size of services that are provided.

Reserved rooms: it refers to the number of rooms that travellers have already reserved and paid for in order to stay or live in.

Number of guests: the number of people or travellers who are local or from other countries that stay in tourism centers for a specific time period that should not be less than a day.

Number of night stays (reserved bed): the number of nights that guests stay in tourism centers for a specific time period. The number of night stay during a month or a year should be equal or more than the number of guests during this time period.

Cost of sleeping: amount of payment which travellers pay for the time they stay in tourism establishment. Food, beverages, cigarettes and likes are not included.

The value of sold materials: the value of the materials and goods that are directly or indirectly sold to guests in tourism places.

other incomes: it refers to the income earned from tourism centers for the services they offer that are not mentioned in other places like, swimming, laundry, internet, car rental, ceremony holding, hall, exhibition... etc.

Canceled license: is that license that has been revoked due to not having tourism or any other reasons with the information of tourism office.

Refusal: it refers to the case, where the tourism establishment owner does not accept to respond the questionnaire at all after several visiting of enumerators.

Administration changed: it refers to those tourism establishments that were working during 2016, but their owners and administration had been changed when the field enumerators visited in 2017 and the place of their previous owners were unknown.

Closed and not working: those tourism establishments that were not working in 2016 in any way as they were temporary closed due to economic crises in Kurdistan region and ISIS war and lack of tourists.

Classification of tourism establishments

In Kurdistan Region they are as follows:

Luxury hotels: five-star hotel

First degree: four-star hotel

Second degree: three-star hotel

Third degree: two-star hotel

Fourth degree: one-star hotel

National hotels: they are national and without star

Building ownership

It is of three types as follows:

Public: it is a governmental building and owned by government.

Private: it is a private building and owned by a person, company or a group of companies or persons.

Mixed: it is a building jointly owned by government and private sector.

Administrative ownership

In term of administration, the tourism establishments divided into public, private and mixed as it is in building ownership.

Legal status

Companies are legally divided into several types as follows:

1. **Personal company:** this type of company owned by a common person who takes a part of responsibility and has no limitation for all related to company.
2. **Partnership or Joint venture company:** this type of company comprises of several person –not less than 5 persons- who have their own share out of the total share and have the responsibly for depts by the value of their share.
3. **Limited liability Company:** this type of company comprises of several persons- not more than 25 persons- who have their own share and have the responsibility of all related to company each by the value of their share.
4. **Joint stock Company:** is a company that comprises of several common persons-not less than 20 persons- who have their own share and have jointly unlimited responsibility for all related to the company.

Data quality

In this survey all efforts have been done to achieve an accurate data and reduce the level of statistical and non-statistical errors through the following steps (methodology). **Statistical error** refers to those errors occurs during selecting samples and as the current tourism establishment survey is an overall survey, it is free of statistical errors. **Non-statistical errors** associated with the mistakes from the field teams or the means of data collecting.

Methodology

In any survey process, to achieve a qualified data, we first need to set up an appropriate plan and carry out the preparatory work. For this reason and like any other survey, the preparatory work and the methods were identified. Below, it describes the process and all preparatory works that have been carried out in conducting this survey.

1. Questionnaire

The questionnaire form of this survey has been designed and prepared by the central statistical organization of Iraq (CSO) and the KRSO's point of views has been taken into consideration in preparing the questionnaire.

The form of the questionnaire includes the following sections:

- Identifying: it includes the name of tourism establishment, the owner and its location.

- General information: it includes the information on the legal status of establishment, the number of license and the date of starting work.
- Workers in tourism establishment: it refers to the number of workers by sex and type of work they do.
- Capacity level: it refers to the number of rooms and beds.
- Guests and night stay: it refers to the number of guests and night stay by sex and governorate.

2. Survey frame

The frame list of this survey has been taken from Kurdistan region's tourism office, hotels and restaurants. The list had the record of all tourism establishments recorded till 1/9/2017 that contained 1180 tourism establishments.

3. Field work

1.3. Selecting and training field teams

To carry out the field work, peoples were selected from KRSO and governments' directorates who had a good experience in field works. Then, they participated in a 2-days training course which was conducted in KRSO between 13-14/9/2018 on how to collect information and fill out questionnaire and how to deal with the owners of establishments in a practical way to make them well understand the points and highlight the problems that may happen during the field work and solving them.

2.3. Administration and organization of the field work

Following the training course, teams were divided across governorates by the number of tourism establishments in each governorate. 15 teams were assigned as enumerators alongside 3 teams as local supervisors each in its own governorate with a representative from tourism office with each of them. Also 3 teams from KRSO and a representative from Kurdistan region tourism office supervised the field work in governorates. To ensure the accuracy of collected data, they sometimes sent the forms to the field for the second time.

3.3. Data collecting and field auditing

Data collecting was to be done on 1/3/2017, but it was postponed to 12/10/2017 due to budget problems. The field work started on due time and data were collected directly from tourism establishment owners and registered in a form that had been prepared for this purpose and the field work finished on 12/12/2017. To supervise the field work, the local supervisors daily visited the field teams. The finished forms were audited by auditors in governorates in order to correct unwilling errors that may happen during the field work. To correct the likely errors, the form would be corrected by enumerators or by returning back to the field. To ensure about the collected data, again the forms were verified in KRSO for the second time and prepared for data entry process.

4. Data entry

Following the field work and auditing, a training course was conducted for data entry staff and supervisors in KRSO by database and analyses department. CSPro was used for data entry. Then, data were cleaned and presented in tables to be prepared for data analysis and finally be tabulated after transferring from CSPro to SPSS program.

Results

1. Figure 1 shows that the number of tourism establishments has been decreased from 711 in 2013 to 577 in 2016. As well as figure 2 shows the percentage distribution of tourism establishment in Kurdistan region governorates for 2016, where Erbil governorate recorded the highest rate (45.4%), Sulimani stands next with 33.27% and Duhok governorate stands last in this range with 21.1%.

Figure 1) number of tourism establishments in Kurdistan region in 2016 compared to 2013

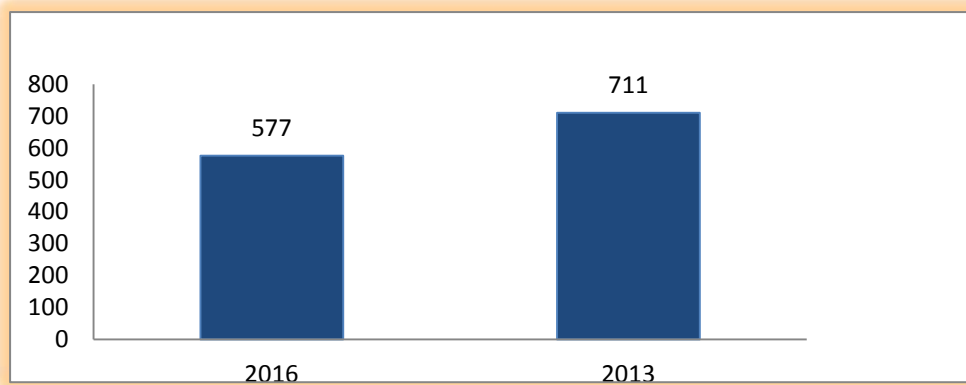
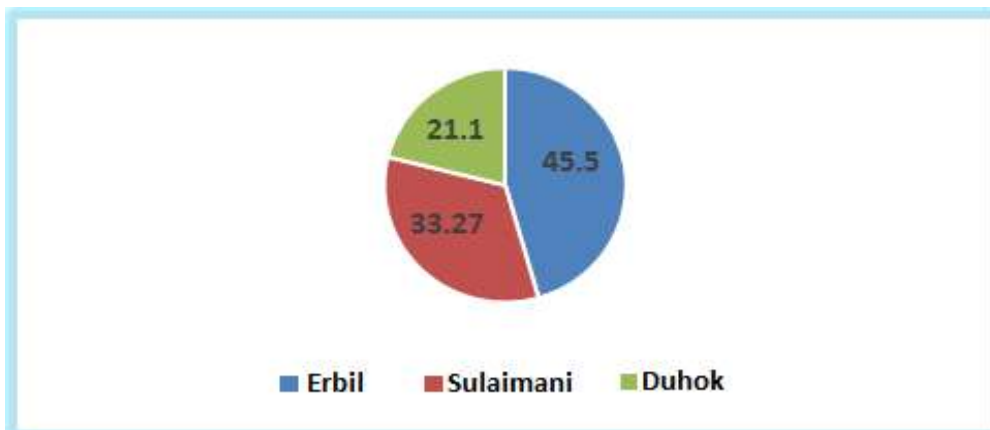


Figure 2) percentage distribution of tourism establishment in Kurdistan region's Governorates in 2016



2. It is observed in figure 3 that the number of workers in tourism establishments has been fallen to 4 823 in 2016 compared to 5 831 in 2013. It is worth to mention that the number of female workers in tourism establishments has been also decreased by 17.2% in 2016, from 567 workers in 2013 to 479 in 2016. Figure 4 shows the percentage distribution of workers in tourism establishment at the level of governorates in 2016. The highest rate of workers that is of 57% has been recorded in Erbil governorate, Sulaimani governorate took the second rank (27.9%) followed by Duhok governorate (14.9%).

Figure 3) number of workers in tourism establishments in Kurdistan region in 2016 compared to 2013

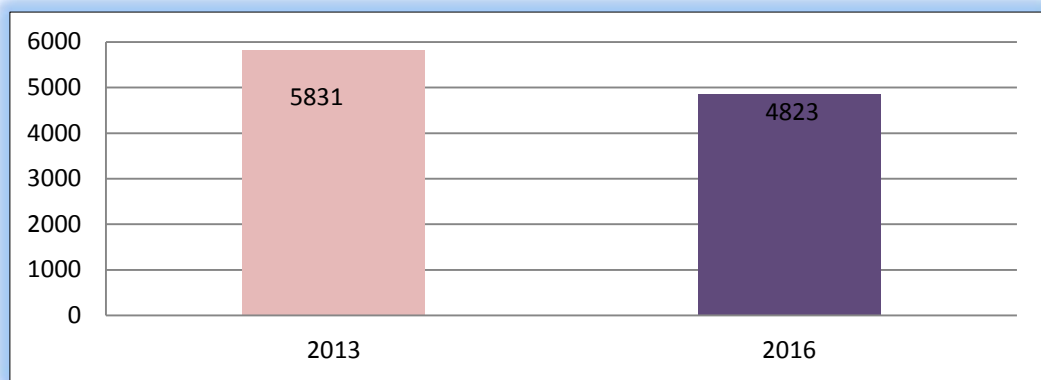
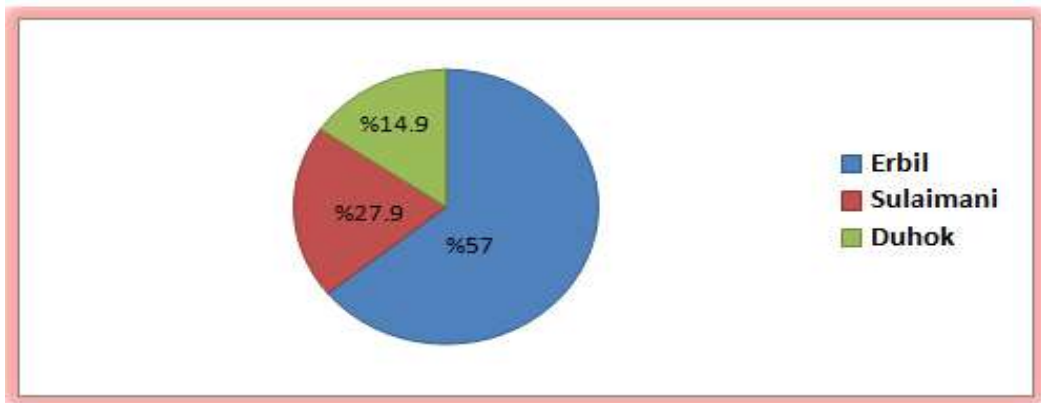


Figure 4) percentage distribution of workers in tourism establishments in Kurdistan region's governorates in 2016



3. Figure 5 makes a comparison between the workers' total payment and payment -in- kind in 2013 and 2016 in tourism establishments in Kurdistan region. The total payment and payment in kind decreased by 10.1%, from 38.6 billion IQD in 2013 to 33.9 billion IQD in 2016, where, Erbil governorate recorded the highest rate (62.3%) followed by Duhok (29.7%) and Sulaimani (27.8).

Figure 5) workers' total payment and payment -in- kind in 2013 and 2016 in tourism establishments in Kurdistan region

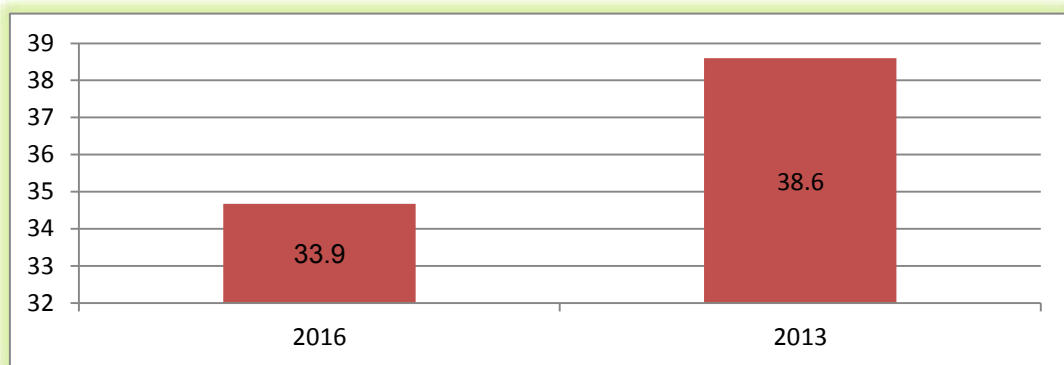
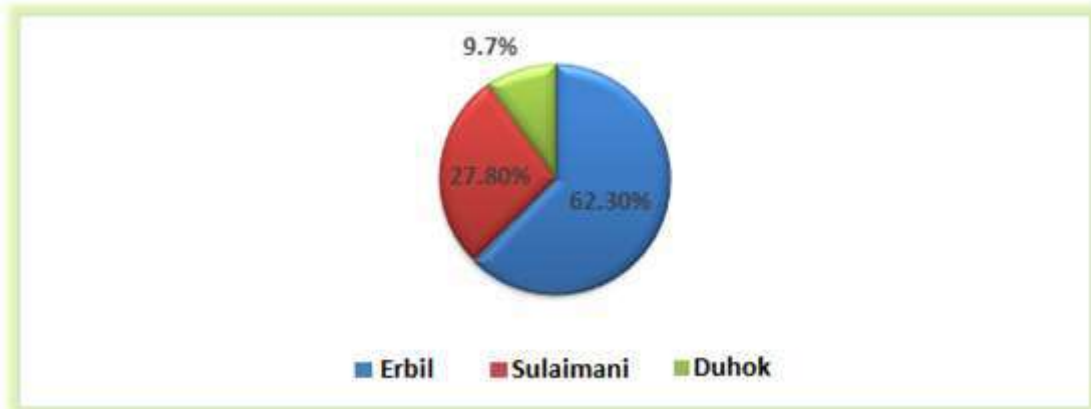


Figure 6) percentage point of workers' payment and payment in kind in tourism establishment in Kurdistan region's governorates in 2016



4. Figure 7 shows the number of guests in tourism establishment for 2016 (1 238 438) and 2013 (2 872 681) that represents a significant decrease by 56.8% in 2016 comparing to 2013. Figure 8 represents the percentage distribution of guests in governorates for 2016, where, Erbil governorate with 57.9% recorded the highest rate compared to 32% in Sulaimani and 10% in Duhok governorate.

Figure 7) number of guests in tourism establishments in Kurdistan region in 2013 and 2016

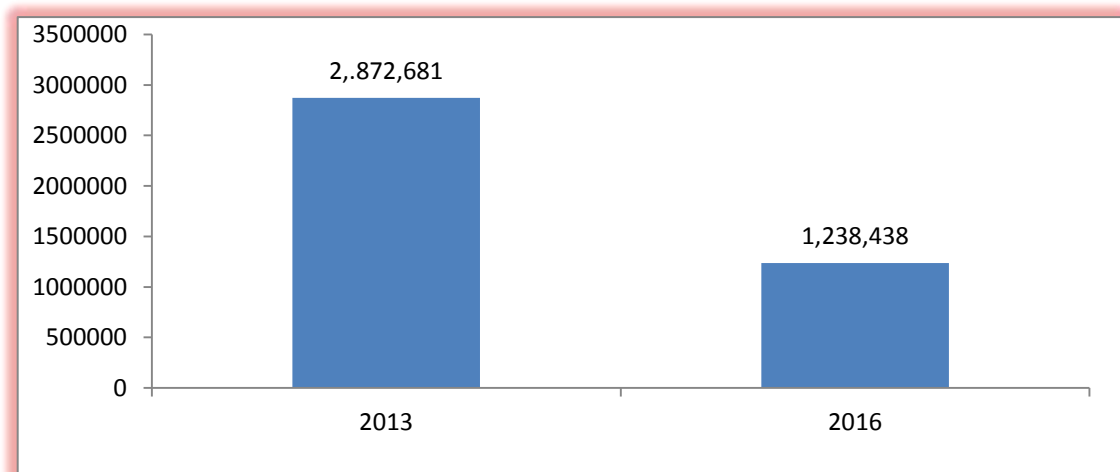
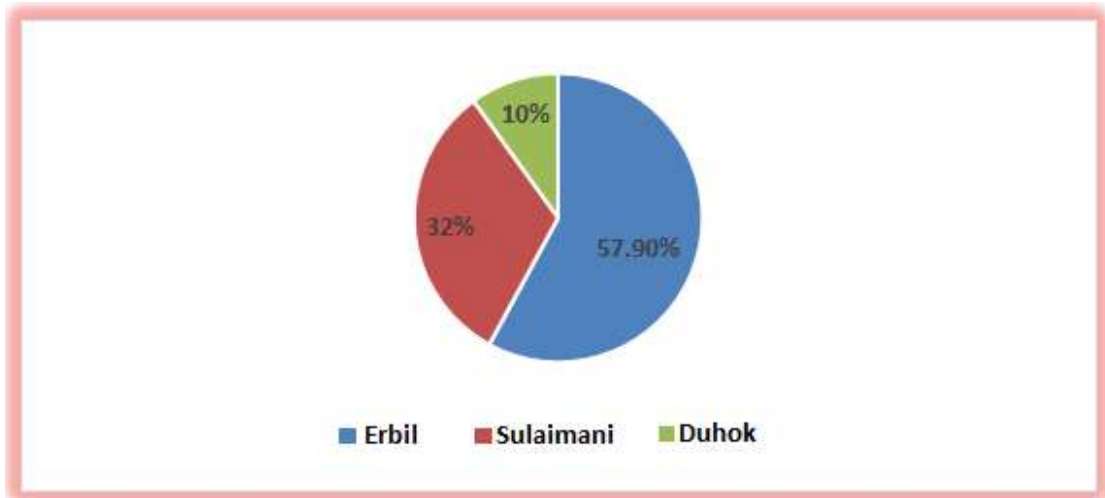


Figure 8) percentage point of guests in tourism establishments in Kurdistan region by governorates in 2016



5. Night stay in tourism establishments recorded 3 739 029 nights in 2016 and 6 607 132 nights in 2013 (Figure 9) with a decrease of 43% in 2016 compared to 2013. (Figure 10) percentage distribution for night stay has been shown by governorates in Kurdistan region in 2016 as follows: Erbil governorate recorded the first rank (58.5%), the second rank goes to Sulaimani (23.9%) and the last ones goes to Duhok governorate (17.5%).

Figure 9) night stays in tourism establishments in Kurdistan region in 2016 and 2013

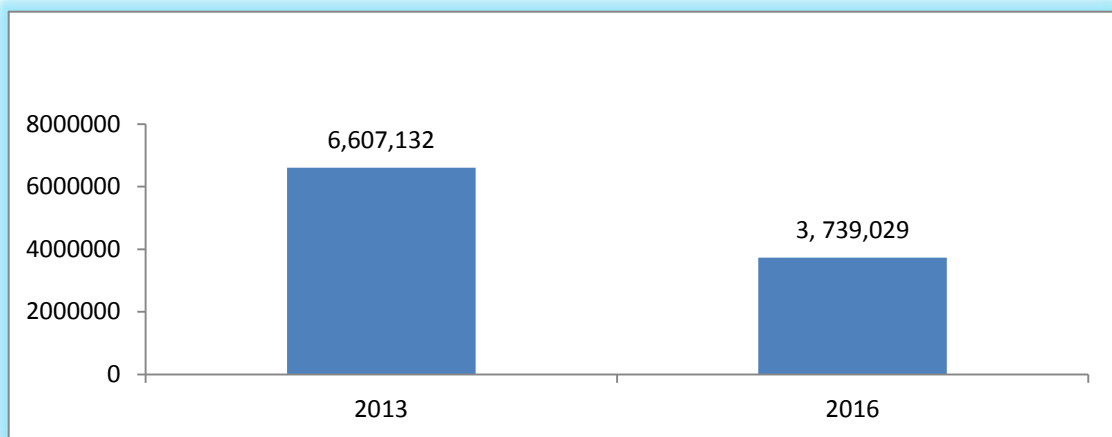
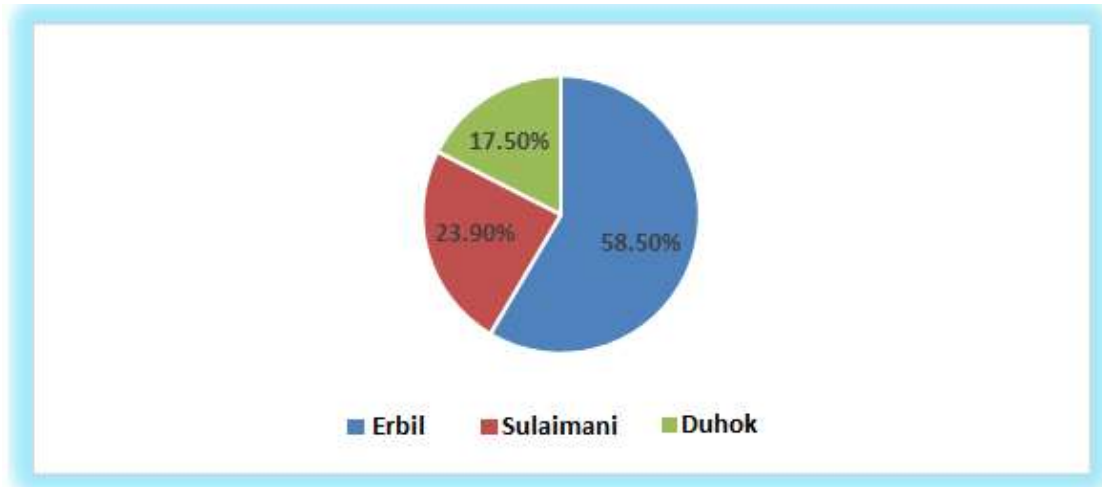


Figure 10) percentage points of night stay in tourism establishments in Kurdistan region's governorates in 2016



6. The total income from tourism establishments in Kurdistan region reported 204.6 billion IQD for 2016 compared to 328.1 billion IQD for 2013 (Figure 11) that represents a decrease by 37.6%. Of the total income from tourism establishments in 2016, Erbil governorate shares 69.15% followed by Sulaimani (23.2%) and Duhok (7.64%), (see Figure 12).

Figure 11) total income from tourism establishments in Kurdistan region in 2016 and 2013, value in billion IQD

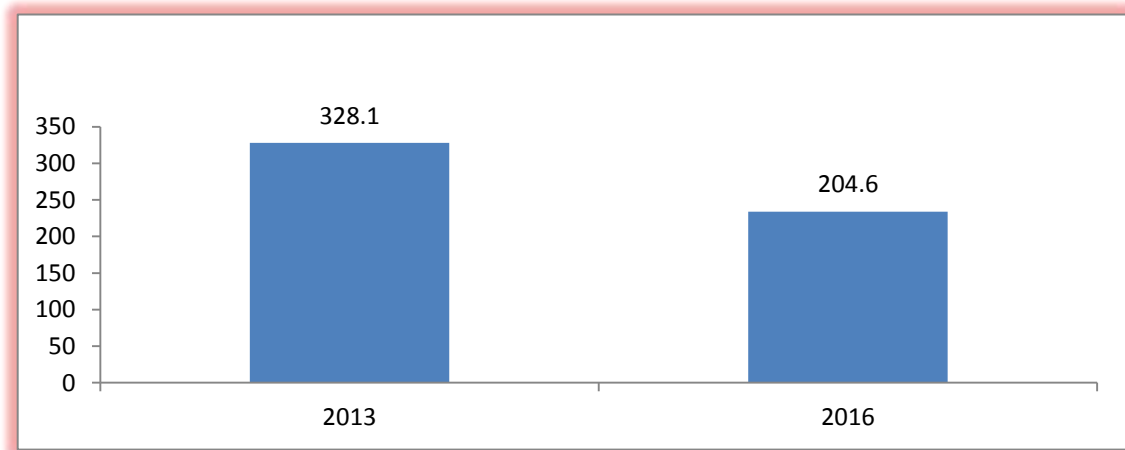
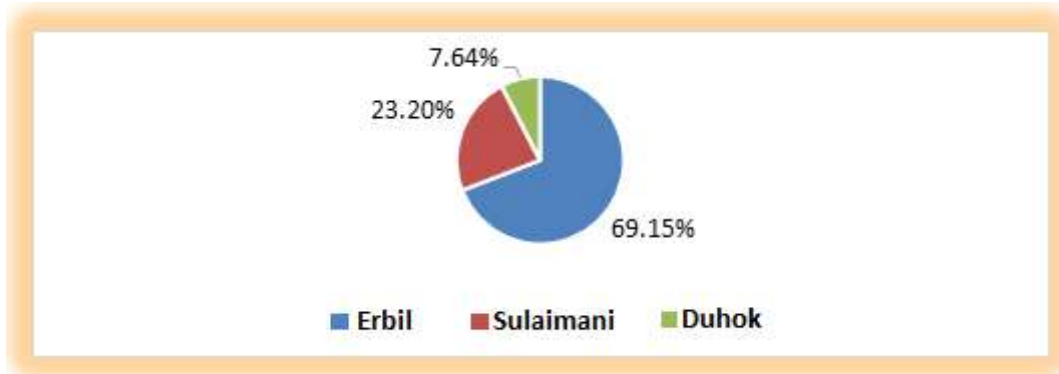


Figure 12) percentage points of income in tourism establishments in Kurdistan region by governorates in 2016



The total expenditure in tourism establishments in Kurdistan region excluded the workers payments and payments in kind (point 3) reached 82.6 billion IQD in 2016 against 168.0 billion IQD in 2013 (Figure 13), where, it shows a fall by 50.8%. Percentage distribution of expenditures reported as follows: Erbil shares 67.1%, Sulaimani 23% and Duhok recorded the lowest share of 9.8% (See Figure 14).

Figure 13) total expenditures in tourism establishments in Kurdistan region in 2016 and 2013

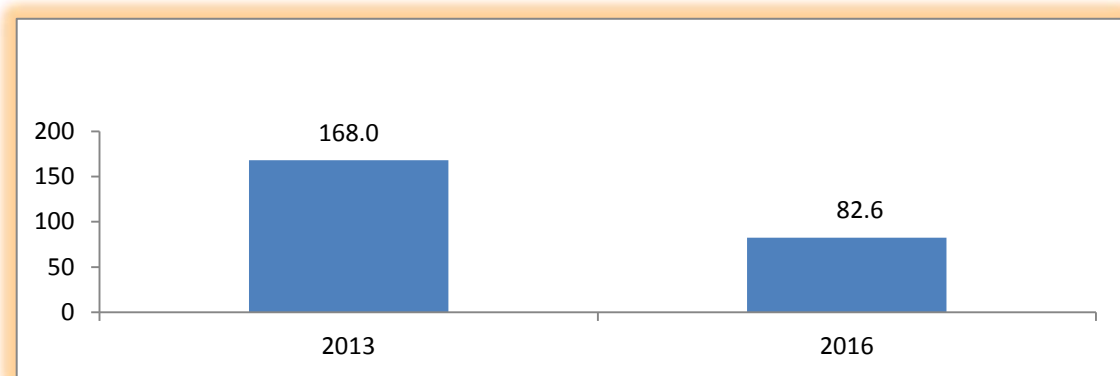


Figure 14) percentage points of expenditures in tourism establishments by Kurdistan region by governorates in 2016

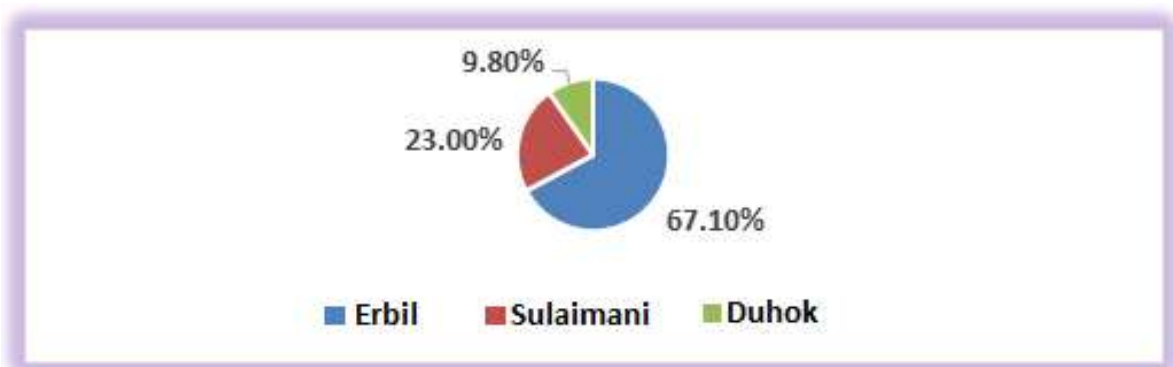


Table 1) number of tourism establishment in Kurdistan region by type and governorate in 2016

Governorate	Hotel	Motel	Apartment	Tourism complex	Total
Duhok	73	45	0	4	122
Sulaimani	112	70	2	8	192
Erbil	185	53	6	19	263
Total	370	168	8	31	577

Table 2) number of tourism establishments in Kurdistan region by classification and governorate in 2016

class	Governorate			
	Duhok	Sulaimani	Erbil	Total
5-star	6	5	9	20
4-star	20	15	41	76
3-star	20	24	55	98
2-star	9	35	62	106
1-star	18	77	34	129
National	49	36	62	147
Total	122	192	263	577

Table 3) number of tourism establishments in Kurdistan region by status (closed, activity changing, refused ...) and governorates in 2016

Status	Erbil	Sulaimani	Duhok	Garmiyan	Total
Activity is changed	49	0	34	0	83
License is revoked	37	0	0	0	37
Administration is changed	53	0	0	0	53
Closed in 2016	159	110	69	1	339
Opened in 2017	14	0	0	0	14
Refused	5	0	0	1	6
Repaired	1	0	0	0	1
Changed to dormitory	0	0	18	0	18
Total	318	110	121	2	551

Tourism establishments survey in Kurdistan region 2016

Table 4) number of tourism establishments in Kurdistan region by status (closed, activity changing, refusing interview ...), governorates and classification in 2016

Status	Governorate	1-star	2-star	3-star	4-star	5-star	National	Total
Activity is changed	Erbil	14	12	4	2	0	17	49
Closed in 2016		56	42	10	2	2	47	159
Administration is changed		19	10	8	4	1	11	53
License is changed		12	10	0	0	0	15	37
Refused interview		0	0	1	1	2	1	5
Repaired		0	0	1	0	0	0	1
Opened in 2017		0	1	0	0	0	13	14
Total		101	75	24	9	5	103	318
Changed to residential place	Duhok	6	6	3	1	0	18	34
No activity in 2016 or closed		12	4	2	1	2	47	69
Changed to dormitory		3	8	3	1	0	3	18
Total		21	18	8	3	2	68	121
No activity in 2016 or closed	Sulaimani	42	19	12	5	2	30	110
Refused interview	Garmiyan	0	1	0	0	0	0	1
No activity in 2016 or closed		0	0	0	1	0	0	1
Total		42	20	12	6	2	30	112
Total in Kurdistan region		164	113	44	18	9	201	551

Table 5) number of tourism establishments in Kurdistan region in 2012, 2013, 2016 by building and administration ownership

Governorate	Building ownership			Administration ownership		
	public	personal	mixed	public	personal	mixed
Duhok	1	120	1	0	120	2
Sulaimani	2	190	0	0	191	1
Erbil	1	258	4	2	259	2
Total (2016)	4	567	5	2	569	5
Total (2013)	2	706	3	5	704	2
Total (2012)	4	607	3	3	609	2
Total (2009)	18	290	7	4	306	5

Table 6) number of tourism establishments in Kurdistan region by legal status and governorate in 2009, 2012, 2013 and 2016

Governorate	Public sector	Private sector				Total
		Personal	Partnership or Joint venture company	Joint stock Company	Limited liability Company	
Duhok	0	120	0	1	1	122
Sulaimani	1	186	3	0	2	192
Erbil	2	226	10	0	25	263
Total (2016)	3	531	13	1	28	577
Total (2013)	6	658	26	12	9	711
Total (2012)	3	565	38	1	7	614
Total (2009)	8	290	9	6	2	315

Table 7) number of rooms and beds by the type of tourism establishment and governorate in Kurdistan region in 2016

Governorate	No. rooms and beds		Hotel	Motel	Apartment	Tourism complex
Duhok	No. motel, apartment or house in building		0	585	0	135
	No. beds	Double	1,006	390	0	45
		Single	3,923	1,958	0	294
	No. rooms	Double	550	303	0	21
		Single	1,575	707	0	132
		suite	239	11	0	0
No. other rooms		187	86	0	10	
Sulaimani	No. motel, apartment or house in building		0	605	27	91
	No. beds	Double	2,850	1,529	34	178
		Single	3,845	1,534	48	161
	No. rooms	Double	1,344	748	17	89
		Single	1,364	668	19	62
		Suite	344	158	0	0
No. other rooms		320	109	3	26	
Erbil	No. motel, apartment or house in building			745	70	656
	No. beds	Double	3,765	499	104	516
		Single	10,045	1,778	367	1,605
	No. rooms	Double	2,395	400	89	515
		Single	3,748	650	158	621
		Suite	1,244	121	15	42
No. other rooms		835	69	12	74	

Continued 7

Kurdistan region	No. rooms and beds		Hotel	Motel	Apartment	Tourism complex
Total (2016)	No. motel, apartment or house in building		0	1,935	97	882
	No. beds	Double	7,621	2,418	138	739
		Single	17,813	5,270	415	2,060
	No. rooms	Double	4,289	1,451	106	625
		Single	6,687	2,025	177	815
		Suite	1,827	290	15	42
	No. other rooms		1,342	264	15	110
Total (2013)	No. motel, apartment or house in building		0	0	0	0
	No. beds	Double	414	0	0	905
		Single	4,550	0	0	223
	No. rooms	Double	11,978	0	0	415
		Single	22,522	0	0	549
		Suite	0	0	0	0
	No. other rooms		2,558	0	0	905

Tourism establishments survey in Kurdistan region 2016

Table 8) number and percentage point of services in Hotels by type and governorate in Kurdistan region in 2016

Type of service		Duhok		Sulaimani		Erbil		Total	
		No.	%	No.	%	No.	%	No.	%
food	No	36	49.32%	76	67.9%	3	50.0%	167	45.3%
	Yes	37	50.7%	36	32.1%	4	50.0%	202	54.7%
Alcoholic beverages	No	65	89.0%	100	89.3%	2	66.7%	327	88.6%
	Yes	8	11.0%	12	10.7%	4	33.3%	42	11.4%
Laundry	No	42	57.5%	79	70.5%	2	66.7%	225	61.0%
	Yes	31	42.5%	33	29.5%	5	33.3%	144	39.0%
Swimming	No	69	94.5%	104	92.9%	1	83.3%	333	90.2%
	Yes	4	5.5%	8	7.1%	5	16.7%	36	9.8%
Ceremony hall	No	66	90.4%	95	84.8%	1	83.3%	297	80.5%
	Yes	7	9.6%	17	15.2%	6	16.7%	72	19.5%
Tour services	No	71	97.3%	102	91.1%	0	100.0%	335	90.8%
	Yes	2	2.7%	10	8.9%	3	0.0%	34	9.2%
Parking	No	47	64.4%	84	75.0%	3	50.0%	238	64.5%
	Yes	26	35.6%	28	25.0%	6	50.0%	131	35.5%
Bank	No	72	98.6%	107	95.5%	0	100.0%	341	92.4%
	Yes	1	1.4%	5	4.5%	6	0.0%	28	7.6%
Currency exchanging	No	72	98.6%	98	87.5%	0	100.0%	331	89.7%
	Yes	1	1.4%	14	12.5%	0	0.0%	38	10.3%
Internet	No	7	9.6%	6	5.4%	6	0.0%	26	7.0%
	Yes	66	90.4%	106	94.6%	6	100.0%	343	93.0%
Hal for playing games	No	69	94.5%	100	89.3%	0	100.0%	325	88.1%
	Yes	4	5.5%	12	10.7%	4	0.0%	44	11.9%
physical exercise	No	67	91.8%	98	87.5%	2	66.7%	309	83.7%
	Yes	6	8.2%	14	12.5%	3	33.3%	60	16.3%
Telephone	No	65	89.0%	80	71.4%	3	50.0%	241	65.3%
	Yes	8	11.0%	32	28.6%	6	50.0%	128	34.7%
Other services	No	63	86.3%	103	92.0%	0	100.0%	331	89.7%
	Yes	10	13.7%	9	8.0%	3	0.0%	38	10.3%

Tourism establishments survey in Kurdistan region 2016

Table 9) number and percentage point of services in motel by type and governorate in Kurdistan region in 2016

Type of services		Duhok		Sulaimani		Erbil		Total	
		No.	%	No.	%	No.	%	No.	%
Food	No	41	91.10%	66	94.30%	45	84.90%	152	90.50%
	Yes	4	8.90%	4	5.70%	8	15.10%	16	9.50%
Laundry	No	33	73.30%	59	84.30%	0	0.00%	140	83.30%
	Yes	12	26.70%	11	15.70%	48	90.60%	28	16.70%
Swimming	No	44	97.80%	70	100.00%	5	9.40%	166	98.80%
	Yes	1	2.20%	0	0.00%	52	98.10%	2	1.20%
Ceremony hall	No	45	100.00%	70	100.00%	1	1.90%	167	99.40%
	Yes	0	0.00%	0	0.00%	52	98.10%	1	0.60%
Tour services	No	45	100.00%	70	100.00%	1	1.90%	166	98.80%
	Yes	0	0.00%	0	0.00%	51	96.20%	2	1.20%
Parking	No	31	68.90%	54	77.10%	2	3.80%	121	72.00%
	Yes	14	31.10%	16	22.90%	36	67.90%	47	28.00%
Bank	No	44	97.80%	70	100.00%	17	32.10%	167	99.40%
	Yes	1	2.20%	0	0.00%	53	100.00%	1	0.60%
Currency exchanging	No	44	97.80%	68	97.10%	0	0.00%	164	97.60%
	Yes	1	2.20%	2	2.90%	52	98.10%	4	2.40%
Internet	No	16	35.60%	3	4.30%	1	1.90%	25	14.90%
	Yes	29	64.40%	67	95.70%	6	11.30%	143	85.10%
Hall for playing games	No	43	95.60%	70	100.00%	47	88.70%	165	98.20%
	Yes	2	4.40%	0	0.00%	52	98.10%	3	1.80%
Physical exercises	No	45	100.00%	70	100.00%	1	1.90%	167	99.40%
	Yes	0	0.00%	0	0.00%	52	98.10%	1	0.60%
Telephone	No	44	97.80%	42	60.00%	1	1.90%	131	78.00%
	Yes	1	2.20%	28	40.00%	45	84.90%	37	22.00%
Other services	No	45	100.00%	69	98.60%	8	15.10%	167	99.40%
	Yes	0	0.00%	1	1.40%	53	100.00%	1	0.60%

Tourism establishments survey in Kurdistan region 2016

Table 10) number and percentage point of services in Apartments by type and governorate in Kurdistan region in 2016

Type of services		Duhok		Sulaimani		Erbil		Total	
		No.	%	No.	%	No.	%	No.	%
Food	نه خيبر	0	0.00%	2	100.00%	3	50.00%	5	62.50%
	Yes	0	0.00%	0	0.00%	3	50.00%	3	37.50%
Alcoholic beverages	No	0	0.00%	2	100.00%	4	66.70%	6	75.00%
	Yes	0	0.00%	0	0.00%	2	33.30%	2	25.00%
Laundry	No	0	0.00%	2	100.00%	4	66.70%	6	75.00%
	Yes	0	0.00%	0	0.00%	2	33.30%	2	25.00%
Swimming	No	0	0.00%	2	100.00%	5	83.30%	7	87.50%
	Yes	0	0.00%	0	0.00%	1	16.70%	1	12.50%
Ceremony hall	No	0	0.00%	2	100.00%	5	83.30%	7	87.50%
	Yes	0	0.00%	0	0.00%	1	16.70%	1	12.50%
Tour services	No	0	0.00%	2	100.00%	6	100.00%	8	100.00%
	Yes	0	0.00%	0	0.00%	0	0.00%	0	0.00%
Parking	No	0	0.00%	1	50.00%	3	50.00%	4	50.00%
	Yes	0	0.00%	1	50.00%	3	50.00%	4	50.00%
Banking	No	0	0.00%	2	100.00%	6	100.00%	8	100.00%
	Yes	0	0.00%	0	0.00%	0	0.00%	0	0.00%
Currency exchanging	No	0	0.00%	2	100.00%	6	100.00%	8	100.00%
	Yes	0	0.00%	0	0.00%	0	0.00%	0	0.00%
Internet	No	0	0.00%	0	0.00%	0	0.00%	0	0.00%
	Yes	0	0.00%	2	100.00%	6	100.00%	8	100.00%
Hall for playing games	No	0	0.00%	2	100.00%	6	100.00%	8	100.00%
	Yes	0	0.00%	0	0.00%	0	0.00%	0	0.00%
Physical exercises	No	0	0.00%	2	100.00%	4	66.70%	6	75.00%
	Yes	0	0.00%	0	0.00%	2	33.30%	2	25.00%
Telephone	No	0	0.00%	2	100.00%	3	50.00%	5	62.50%
	Yes	0	0.00%	0	0.00%	3	50.00%	3	37.50%
Other services	No	0	0.00%	2	100.00%	6	100.00%	8	100.00%
	Yes	0	0.00%	0	0.00%	0	0.00%	0	0.00%

Tourism establishments survey in Kurdistan region 2016

Table 11) number and percentage point of services in tourism complexes by type and governorate in Kurdistan region in 2016

Type of services		Duhok		Sualimani		Erbil		Total	
		No.	%	No.	%	No.	%	No.	%
Food	No	4	100%	8	100%	16	84.20%	28	90%
	Yes	0	0%	0	0%	3	15.80%	3	10%
Alcoholic beverages	No	4	100%	8	100%	16	84.20%	28	90%
	Yes	0	0%	0	0%	3	15.80%	3	10%
Laundry	No	4	100%	8	100%	15	78.90%	27	87%
	Yes	0	0%	0	0%	4	21.10%	4	13%
Swimming	No	4	100%	8	100%	17	89.50%	29	94%
	Yes	0	0%	0	0%	2	10.50%	2	6%
Ceremony hall	No	4	100%	8	100%	17	89.50%	29	94%
	Yes	0	0%	0	0%	2	10.50%	2	6%
Tour services	No	4	100%	8	100%	16	84.20%	28	90%
	Yes	0	0%	0	0%	3	15.80%	3	10%
Parking	No	0	0%	2	25%	4	21.10%	6	19%
	Yes	4	100%	6	75%	15	78.90%	25	81%
Bank	No	4	100%	8	100%	17	89.50%	29	94%
	Yes	0	0%	0	0%	2	10.50%	2	6%
Currency exchanging	No	4	100%	8	100%	18	94.70%	30	97%
	Yes	0	0%	0	0%	1	5.30%	1	3%
Internet	No	3	75%	2	25%	5	26.30%	10	32%
	Yes	1	25%	6	75%	14	73.70%	21	68%
Hall for playing games	No	4	100%	8	100%	17	89.50%	29	94%
	Yes	0	0%	0	0%	2	10.50%	2	6%
Physical exercises	No	4	100%	8	100%	17	89.50%	29	94%
	Yes	0	0%	0	0%	2	10.50%	2	6%
Telephone	No	4	100%	8	100%	17	89.50%	29	94%
	Yes	0	0%	0	0%	2	10.50%	2	6%
Other services	No	4	100%	8	100%	18	94.70%	30	97%
	Yes	0	0%	0	0%	1	5.30%	1	3%

Table 12) number of vehicles in tourism establishments by governorates in Kurdistan region in 2016 comparing to 2009, 2013 and 2013

Governorate	Bus	Other	Total
Duhok	0	11	11
Sulaimani	13	34	47
Erbil	6	68	74
Total (2016)	19	113	132
Total (2013)	43	87	130
Total (2012)	38	80	116
Total (2009)	11	69	80

Table 13) number of tourism establishments by the type of ownership for building and goods in Kurdistan region in 2016 comparing to 2009, 2012 and 2013

Governorate	Building ownership			Goods ownership	
	Property	Lease	Rental	Property	Rental
Duhok	25	8	89	27	95
Sulaimani	84	9	99	6	186
Erbil	88	10	164	37	226
Total (2016)	197	28	351	70	506
Total (2013)	317	0	390	575	132
Total (2012)	319	0	295	563	51
Total (2009)	159	0	156	280	35

Tourism establishments survey in Kurdistan region 2016

Table 14) number of workers by type of work, Nationality, sex, cash payment, in-kind payment and governorates in tourism establishments in Kurdistan region for 2016 comparing to 20019, 2012 and 2013, value in 1000 IQD

Governorate	Type of worker	Sex	No. workers at the end of the year				In-kind payment				Cash payment and service rent				
			Iraqi	Arab	Foreigner	Total	Iraqi	Arab	Foreigner	Total	Iraqi	Arab	Foreigner	Total	
Duhok	Unpaid workers including owner	Mile	127	0	0	127	0	0	0	0	0	0	0	0	
		Female	1	0	0	1	0	0	0	0	0	0	0	0	
	Paid workers	administrative	Mile	145	6	3	154	926,700	28,200	45,000	999,900	0	0	0	0
			Female	19	0	1	20	153,600	0	4,800	158,400	0	0	0	0
		services	Mile	281	9	50	340	1,406,582	37,650	273,868	1,718,100	7,425	500	750	8,675
			Female	37	8	38	83	192,931	27,900	216,881	437,712	300	0	225	525
	Total			610	23	92	725	2,679,813	93,750	540,549	3,314,112	7,725	500	975	9,200
Sulaimani	Unpaid workers including owner	Mile	171	0	1	172	0	0	0	0	0	0	0	0	
		Female	1	0	0	1	0	0	0	0	0	0	0	0	
	Paid workers	administrative	Mile	291	19	12	322	2,403,926	310,000	154,200	2,868,126	85,910	15,800	7,900	109,610
			Female	33	0	3	36	282,000	0	47,700	329,700	11,280	0	2,400	13,680
		services	Mile	422	52	163	637	2,688,600	343,000	1,315,800	4,347,400	168,810	33,200	152,400	354,410
			Female	111	17	52	180	738,900	135,600	486,200	1,360,700	32,065	14,050	31,200	77,315
	Total			1,029	88	231	1,348	6,113,426	788,600	2,003,900	8,905,926	298,065	63,050	193,900	555,015
Erbil	Unpaid workers including owner	Mile	238	2	3	243	0	0	0	0	0	0	0	0	
		Female	6	0	1	7	0	0	0	0	0	0	0	0	
	Paid workers	administrative	Mile	366	82	59	507	3,789,740	935,200	2,190,751	6,915,691	161,747	42,280	87,144	291,171
			Female	26	9	6	41	260,400	90,900	43,650	394,950	1,725	500	500	2,725
		services	Mile	1,065	423	354	1,842	6,285,332	2,964,600	3,075,340	12,325,272	221,887	131,822	107,955	461,664
			Female	45	18	47	110	276,925	152,700	337,800	767,425	1,825	900	1,000	3,725
	Total			1,746	534	470	2,750	10,612,397	4,143,400	5,647,541	20,403,338	387,184	175,502	196,599	759,285

Continued 14

All governorates	Type of workers		Sex	No. workers at the end of the year				In-kind payment				Cash payment and service rent			
				Iraqi	Arab	Foreigner	Total	Iraqi	Arab	Foreigner	Total	Iraqi	Arab	Foreigner	Total
Total (2016)	Unpaid workers including owner		Male	536	2	4	542	0	0	0	0	0	0	0	0
			Female	8	0	1	9	0	0	0	0	0	0	0	0
	Paid workers	Administrative	Male	802	107	74	983	7,120,366	1,273,400	2,389,951	10,783,717	247,657	58,080	95,044	400,781
			Female	78	9	10	97	696,000	90,900	96,150	883,050	13,005	500	2,900	16,405
		Services	Male	1,768	484	567	2,819	10,380,514	3,345,250	4,665,008	18,390,772	398,122	165,522	261,105	824,749
			Female	193	43	137	373	1,208,756	316,200	1,040,881	2,565,837	34,190	14,950	32,425	81,565
	Total				645	793	4,823	19,405,636	5,025,750	8,191,990	32,623,376	692,974	239,052	391,474	1,323,500
Total (13)	Unpaid workers including owner		Male	631	1	12	642	0	0	1	0	0	0	0	0
			Female	8	0	1	9	0	0	0	0	0	0	0	0
	Paid workers	Administrative	Male	986	124	87	1,197	7,496,346	1,873,284	1,226,409	10,596,037	88,464	92,259	39,383	220,106
			Female	89	29	18	136	762,068	261,980	357,550	1,381,598	11,258	13,901	12,555	37,714
		Services	Male	2,110	564	754	3,428	13,444,366	3,641,797	5,343,260	22,429,423	290,263	187,187	198,914	676,364
			Female	181	64	177	422	1,173,036	439,920	1,564,831	3,177,787	31,570	30,330	39,947	101,847
	Total				4,001	782	1,047	5,831	22,856,916	6,216,981	8,492,048	37,565,945	420,715	323,677	290,799
Total (2012)	Unpaid workers including owner		Male	500	0	1	501	0	0	0	0	0	0	0	0
			Female	2	0	0	2	0	0	0	0	0	0	0	0
	Paid workers	Administrative	Male	923	58	68	1,049	6,386,575	706,000	1,576,120	8,668,695	146,240	3,930	3,070	153,241
			Female	82	9	7	98	646,070	56,320	110,600	812,990	10,895	800	320	12,015
		Services	Male	2,120	3,800	546	2,886	11,584,225	1,035,400	2,747,244	15,280,469	215,110	17,235	143,805	374,150
			Female	173	30	141	344	937,680	172,900	762,800	1,873,380	37,420	6,400	21,720	65,540
	Total				3,800	317	763	4,880	19,554,550	1,970,620	5,196,764	26,635,534	409,665	28,365	168,915

Continued 14

All governorates	Type of worker		Sex	No. workers at the end of the year				In-kind payment				Cash payment and service rent			
				Iraqi	Arab	Foreigner	Total	Iraqi	Arab	Foreigner	Total	Iraqi	Arab	Foreigner	Total
Total (2009)	Unpaid workers including owner		Male	257	0	4	261	0	0	0	0	0	0	0	0
			Female	7	0	0	7	0	0	0	0	0	0	0	0
	Paid workers	Administrative	Male	545	3	12	560	2,597,117	16,000	64,320	2,677,437	43,134	0	0	43,134
			Female	53	2	3	58	252,542	15,400	9,558	277,500	2,057	0	0	1,057
		Services	Male	1,598	18	87	1,703	5,574,832	109,800	305,100	5,989,732	113,020	0	5,050	118,070
			Female	157	1	56	214	682,242	8,000	252,420	942,662	11,610	0	1,850	13,460
	Total			2,617	24	162	2,803	9,106,733	149,200	631,398	9,887,331	169,821	0	6,900	175,721

Table 15) in-kind payments and participation of tourism establishments for the benefit of workers by type of aid and governorates in Kurdistan region in 2016, value in 1000 IQD

Category	Type of aids	Duhok	Sulaimani	Erbil
In-kind payment	Food	546,334	916,382	4,209,299
	Accommodation	12,000	509,576	3,022,192
	Clothes	3,675	27,570	25,430
	Transportation	67,650	88,900	107,691
	Other	34,800	29,350	69,944
	Total		664,459	1,571,778
Establishment participation for the benefit of workers	Social insurance	103,930	196,451	994,699
	Health insurance	0	66,230	141,837
	Life insurance	0	12,050	184,000
	Other	0	10,000	142,665
	Total		103,930	284,731
Total		768,389	1,856,509	8,897,694

Tourism establishments survey in Kurdistan region 2016

Table 16) No. and rate of guests and night stays in tourism establishments by months, nationality and governorates in Kurdistan region for 2016

Months	Governorate	Iraqi				Arab				Foreigner				Total			
		Guests		Night stay		Guests		Night stay		Guests		Night stay		Guests		Night stay	
		No.	%	No.	%	No.	%	No.	%	No.	%	No.	%	No.	%	No.	%
January	Duhok	6,786	10.90%	49,784	23.10%	202	4.20%	1,362	7.30%	1,267	10.50%	4,111	15.40%	8,255	10.40%	55,257	21.20%
	Sulaimani	22,824	36.50%	59,374	27.50%	1,022	21.20%	1,744	9.40%	2,759	22.80%	5,594	20.90%	26,605	33.50%	66,712	25.50%
	Erbil	33,046	52.70%	106,679	49.40%	3,592	74.60%	15,523	83.30%	8,084	66.80%	17,086	63.80%	44,722	56.20%	139,288	53.30%
	Total	62,656	100.00%	215,837	100.00%	4,816	100.00%	18,629	100.00%	12,110	100.00%	26,791	100.00%	79,582	100.00%	261,257	100.00%
February	Duhok	5,337	9.00%	45,593	22.60%	179	3.50%	716	3.80%	1,350	11.10%	4,101	16.20%	6,866	8.90%	50,410	20.50%
	Sulaimani	21,876	36.80%	51,890	25.80%	1,306	25.20%	1,949	10.40%	2,335	19.20%	4,959	19.60%	25,517	33.20%	58,798	24.00%
	Erbil	32,280	54.30%	104,075	51.60%	3,704	71.40%	16,122	85.80%	8,517	69.80%	16,255	64.20%	44,501	57.90%	136,452	55.50%
	Total	59,493	100.00%	201,558	100.00%	5,189	100.00%	18,787	100.00%	12,202	100.00%	25,315	100.00%	76,884	100.00%	245,660	100.00%
March	Duhok	6,614	8.60%	46,460	18.40%	234	4.50%	1,431	6.70%	1,409	9.80%	3,836	12.90%	8,257	8.60%	51,727	17.10%
	Sulaimani	28,643	37.40%	73,372	29.10%	770	14.90%	1,225	5.80%	2,871	20.00%	6,746	22.70%	32,284	33.60%	81,343	26.90%
	Erbil	41,325	54.00%	132,187	52.50%	4,187	80.70%	18,631	87.50%	10,053	70.10%	19,120	64.40%	55,565	57.80%	169,938	56.10%
	Total	76,582	100.00%	252,019	100.00%	5,191	100.00%	21,287	100.00%	14,333	100.00%	29,702	100.00%	96,106	100.00%	303,008	100.00%
April	Duhok	5,804	8.10%	48,699	21.10%	283	5.40%	1,981	8.80%	1,382	10.60%	4,440	16.20%	7,469	8.30%	55,120	19.60%
	Sulaimani	26,965	37.70%	61,771	26.80%	977	18.50%	1,429	6.40%	2,519	19.30%	4,701	17.20%	30,461	33.90%	67,901	24.20%
	Erbil	38,826	54.20%	120,421	52.20%	4,035	76.20%	19,074	84.80%	9,134	70.10%	18,214	66.60%	51,995	57.80%	157,709	56.20%
	Total	71,595	100.00%	230,891	100.00%	5,295	100.00%	22,484	100.00%	13,035	100.00%	27,355	100.00%	89,925	100.00%	280,730	100.00%
May	Duhok	5,984	7.90%	45,252	19.50%	285	5.40%	1,687	8.00%	1,577	11.30%	5,391	18.50%	7,846	8.30%	52,330	18.60%
	Sulaimani	27,692	36.70%	63,115	27.30%	1,132	21.30%	1,805	8.60%	2,766	19.80%	5,268	18.10%	31,590	33.30%	70,188	24.90%
	Erbil	41,883	55.40%	123,397	53.20%	3,911	73.40%	17,627	83.50%	9,640	68.90%	18,417	63.30%	55,434	58.40%	159,441	56.50%
	Total	75,559	100.00%	231,764	100.00%	5,328	100.00%	21,119	100.00%	13,983	100.00%	29,076	100.00%	94,870	100.00%	281,959	100.00%

Continued 16

Months	Governorate	Iraqi				Arab				Foreigner				Total			
		Guest		Night stay		Guest		Night stay		Guest		Night stay		Guest		Night stay	
		No.	%	No.	%	No.	%	No.	%	No.	%	No.	%	No.	%	No.	%
June	Duhok	6,396	7.90%	50,065	19.00%	266	5.10%	1,380	6.00%	1,253	10.50%	5,078	19.60%	7,915	8.10%	56,523	18.10%
	Sulaimani	26,979	33.20%	62,132	23.60%	993	19.00%	1,423	6.20%	2,049	17.20%	4,651	18.00%	30,021	30.50%	68,206	21.80%
	Erbil	47,873	58.90%	151,532	57.50%	3,974	75.90%	20,025	87.70%	8,605	72.30%	16,135	62.40%	60,452	61.40%	187,692	60.10%
	Total	81,248	100.00%	263,729	100.00%	5,233	100.00%	22,828	100.00%	11,907	100.00%	25,864	100.00%	98,388	100.00%	312,421	100.00%
July	Duhok	11,831	9.90%	59,860	16.60%	280	4.30%	1,381	5.20%	1,414	11.40%	4,285	15.70%	13,525	9.70%	65,526	15.80%
	Sulaimani	40,663	33.90%	90,761	25.20%	1,312	20.30%	2,007	7.50%	2,833	22.80%	5,757	21.10%	44,808	32.30%	98,525	23.80%
	Erbil	67,701	56.30%	210,476	58.30%	4,897	75.50%	23,462	87.40%	8,156	65.80%	17,300	63.30%	80,754	58.10%	251,238	60.50%
	Total	120,195	100.00%	361,097	100.00%	6,489	100.00%	26,850	100.00%	12,403	100.00%	27,342	100.00%	139,087	100.00%	415,289	100.00%
August	Duhok	14,121	11.00%	62,355	16.50%	206	3.10%	1,246	4.50%	1,618	13.00%	5,392	19.20%	15,945	10.80%	68,993	15.90%
	Sulaimani	39,211	30.60%	87,398	23.20%	1,327	19.90%	2,110	7.70%	2,583	20.80%	5,176	18.40%	43,121	29.30%	94,684	21.90%
	Erbil	75,208	58.50%	227,791	60.30%	5,137	77.00%	24,073	87.80%	8,231	66.20%	17,584	62.50%	88,576	60.00%	269,448	62.20%
	Total	128,540	100.00%	377,544	100.00%	6,670	100.00%	27,429	100.00%	12,432	100.00%	28,152	100.00%	147,642	100.00%	433,125	100.00%
September	Duhok	14,714	11.80%	59,282	14.50%	306	4.50%	1,193	4.80%	1,590	12.80%	4,857	18.50%	16,610	11.50%	65,332	14.20%
	Sulaimani	39,939	32.00%	88,799	21.70%	1,465	21.50%	2,353	9.50%	2,898	23.30%	5,417	20.60%	44,302	30.70%	96,569	21.00%
	Erbil	70,472	56.30%	260,911	63.80%	5,044	74.00%	21,126	85.60%	7,949	63.90%	16,020	60.90%	83,465	57.80%	298,057	64.80%
	Total	125,125	100.00%	408,992	100.00%	6,815	100.00%	24,672	100.00%	12,437	100.00%	26,294	100.00%	144,377	100.00%	459,958	100.00%

Continued 16

Months	Governorate	Iraqi				Arab				Foreigner				Total			
		Guests		Night stay		Guests		Night stay		Guests		Night stay		Guests		Night stay	
		No.	%	No.	%	No.	%	No.	%	No.	%	No.	%	No.	%	No.	%
October	Duhok	8,326	10.60%	38,765	17.10%	427	6.50%	1,642	7.80%	1,771	12.30%	5,541	19.80%	10,524	10.60%	45,948	16.70%
	Sulaimani	28,370	36.10%	61,961	27.40%	1,184	18.00%	2,187	10.40%	2,386	16.60%	4,400	15.70%	31,940	32.10%	68,548	24.90%
	Erbil	41,920	53.30%	125,674	55.50%	4,985	75.60%	17,113	81.70%	10,212	71.10%	18,074	64.50%	57,117	57.40%	160,861	58.40%
	Total	78,616	100.00%	226,400	100.00%	6,596	100.00%	20,942	100.00%	14,369	100.00%	28,015	100.00%	99,581	100.00%	275,357	100.00%
November	Duhok	7,919	12.10%	36,611	19.30%	328	5.80%	1,393	8.60%	1,781	12.80%	5,128	19.80%	10,028	11.80%	43,132	18.60%
	Sulaimani	24,282	37.00%	52,867	27.90%	999	17.70%	1,550	9.60%	2,420	17.40%	4,217	16.30%	27,701	32.50%	58,634	25.30%
	Erbil	33,469	51.00%	100,062	52.80%	4,327	76.50%	13,245	81.80%	9,721	69.80%	16,590	64.00%	47,517	55.70%	129,897	56.10%
	Total	65,670	100.00%	189,540	100.00%	5,654	100.00%	16,188	100.00%	13,922	100.00%	25,935	100.00%	85,246	100.00%	231,663	100.00%
December	Duhok	8,784	12.70%	40,388	20.30%	340	6.70%	983	6.00%	1,662	13.70%	4,613	19.60%	10,786	12.50%	45,984	19.30%
	Sulaimani	25,434	36.60%	58,369	29.40%	1,031	20.40%	1,592	9.70%	2,414	19.80%	4,503	19.20%	28,879	33.30%	64,464	27.00%
	Erbil	35,275	50.80%	99,893	50.30%	3,700	73.00%	13,843	84.30%	8,110	66.60%	14,411	61.30%	47,085	54.30%	128,147	53.70%
	Total	69,493	100.00%	198,650	100.00%	5,071	100.00%	16,418	100.00%	12,186	100.00%	23,527	100.00%	86,750	100.00%	238,595	100.00%
Total (Kurdistan region)	Duhok	102,616	10.10%	583,114	18.50%	3,336	4.90%	16,395	6.40%	18,074	11.60%	56,773	17.60%	124,026	10.00%	656,282	17.60%
	Sulaimani	352,878	34.80%	811,809	25.70%	13,518	19.80%	21,374	8.30%	30,833	19.90%	61,389	19.00%	397,229	32.10%	894,572	23.90%
	Erbil	559,278	55.10%	1,763,098	55.80%	51,493	75.30%	219,864	85.30%	106,412	68.50%	205,206	63.50%	717,183	57.90%	2,188,168	58.50%
	Total	1,014,772	100.00%	3,158,021	100.00%	68,347	100.00%	257,633	100.00%	155,319	100.00%	323,368	100.00%	1,238,438	100.00%	3,739,022	100.00%

Tourism establishments survey in Kurdistan region 2016

Table 17) No. and rate of guests and night stays in Hotels by nationality and governorates in Kurdistan region for 2016

Governorate	Iraqi				Arab				Foreigner				total			
	Guests		Night stays		Guests		Night stays		Guests		Night stays		Guests		Night stays	
	No.	%	No.	%	No.	%	No.	%	No.	%	No.	%	No.	%	No.	%
Duhok	72,550	9.80%	203,955	10.20%	2,912	4.50%	13,238	5.50%	15,905	11.00%	38,414	14.30%	91,367	9.60%	255,607	10.20%
Sulaimani	266,993	36.10%	616,888	30.80%	13,097	20.40%	20,594	8.50%	29,995	20.70%	58,966	22.00%	310,085	32.70%	696,448	27.80%
Erbil	400,842	54.10%	1,179,186	59.00%	48,063	75.00%	207,278	86.00%	98,832	68.30%	170,627	63.70%	547,737	57.70%	1,557,091	62.10%
Total	740,385	100.00%	2,000,029	100.00%	64,072	100.00%	241,110	100.00%	144,732	100.00%	268,007	100.00%	949,189	100.00%	2,509,146	100.00%

Table 18) No. and rate of guests and night stays in Motels by nationality and governorates in Kurdistan region for 2016

Governorate	Iraqi				Arab				Foreigner				Total			
	Guests		Night stays		Guests		Night stays		Guests		Night stays		Guests		Night stays	
	No.	%	No.	%	No.	%	No.	%	No.	%	No.	%	No.	%	No.	%
Duhok	26,688	12.70%	315,942	34.60%	391	12.80%	2,564	19.00%	1,994	29.00%	14,818	46.50%	29,073	13.20%	333,324	34.80%
Sulaimani	78,879	37.60%	182,278	20.00%	421	13.70%	780	5.80%	823	12.00%	2,393	7.50%	80,123	36.40%	185,451	19.40%
Erbil	104,399	49.70%	413,705	45.40%	2,251	73.50%	10,140	75.20%	4,050	59.00%	14,668	46.00%	110,700	50.30%	438,513	45.80%
Total	209,966	100.00%	911,925	100.00%	3,063	100.00%	13,484	100.00%	6,867	100.00%	31,879	100.00%	219,896	100.00%	957,288	100.00%

Tourism establishments survey in Kurdistan region 2016

Table 19) No. and rate of guests and night stays in apartments by nationality and governorates in Kurdistan region for 2016

Governorate	Iraqi				Arab				Foreigner				Total			
	Guests		Night stays		Guests		Night stays		Guests		Night stays		Guests		Night stays	
	No.	%	No.	%	No.	%	No.	%	No.	%	No.	%	No.	%	No.	%
Duhok	0	0	0	0	0	0	0	0	0	0	0	0	0	0	0	0
Sulaimani	517	5.20%	2,348	9.10%	0	0.00%	0	0.00%	0	0.00%	0	0.00%	517	3.90%	2,348	5.60%
Erbil	9,366	94.80%	23,344	90.90%	343	100.00%	1,064	100.00%	3,093	100.00%	14,856	100.00%	12,802	96.10%	39,264	94.40%
Total	9,883	100.00%	25,692	100.00%	343	100.00%	1,064	100.00%	3,093	100.00%	14,856	100.00%	13,319	100.00%	41,612	100.00%

Table 20) No. and rate of guests and night stays in tourism complexes by nationality and governorates in Kurdistan region for 2016

Governorate	Iraqi				Arab				Foreigner				Total			
	Guests		Night stays		Guests		Night stays		Guests		Night stays		Guests		Night stays	
	No.	%	No.	%	No.	%	No.	%	No.	%	No.	%	No.	%	No.	%
Duhok	3,378	6.40%	63,217	29.00%	33	4.40%	593	34.50%	175	33.50%	3,541	42.00%	3,586	6.60%	67,351	29.50%
Sulaimani	6,489	12.20%	10,295	4.70%	0	0.00%	0	0.00%	15	2.90%	30	0.40%	6,504	12.00%	10,325	4.50%
Erbil	43,272	81.40%	144,437	66.30%	715	95.60%	1,127	65.50%	332	63.60%	4,864	57.70%	44,319	81.50%	150,428	65.90%
Total	53,139	100.00%	217,949	100.00%	748	100.00%	1,720	100.00%	522	100.00%	8,435	100.00%	54,409	100.00%	228,104	100.00%

Tourism establishments survey in Kurdistan region 2016

Table 21) income by the type of tourism establishment, service and governorates in Kurdistan region in 2016 comparing to 2009, 2012 and 2013, value in 1000 IQD

Governorate	Type of tourism establishment	Cost for sleeping		Value of sold items		Other incomes		Total	
		Value	%	Value	%	Value	%	Value	%
Duhok	Hotel	7,140,364	59.80%	3,175,503	59.80%	1,469,150	59.80%	11,785,017	59.80%
	Motel	3,560,313	36.90%	0	36.90%	49,775	36.90%	3,610,088	36.90%
	Apartment		0.00%	0	0.00%	0	0.00%	0	0.00%
	Tourism complex	226,223	3.30%	0	3.30%	0	3.30%	226,223	3.30%
	Total	10,926,900	100.00%	3,175,503	100.00%	1,518,925	100.00%	15,621,328	100.00%
Sulaimani	Hotel	30,127,644	58.30%	6,275,166	58.30%	1,642,300	58.30%	38,045,110	58.30%
	Motel	7,738,010	36.50%	28,500	36.50%	131,200	36.50%	7,897,710	36.50%
	Apartment	629,280	1.00%	0	1.00%	0	1.00%	629,280	1.00%
	Tourism establishment	788,190	4.20%	0	4.20%	70,300	4.20%	858,490	4.20%
	Total	39,283,124	100.00%	6,303,666	100.00%	1,843,800	100.00%	47,430,590	100.00%
Erbil	Hotel	101,038,872	70.30%	16,423,767	70.30%	10,015,701	70.30%	127,478,340	70.30%
	Motel	5,999,883	20.20%	0	20.20%	486,726	20.20%	6,486,609	20.20%
	Apartment	2,452,576	2.30%	770,996	2.30%	325,500	2.30%	3,549,072	2.30%
	Tourism complex	3,475,397	7.20%	360,296	7.20%	202,100	7.20%	4,003,959	7.20%
	Total	112,966,728	100.00%	17,555,059	100.00%	11,030,027	100.00%	141,517,980	100.00%
Total (2016)	Hotel	138,306,880	64.10%	25,874,436	64.10%	13,127,151	64.10%	177,308,467	64.10%
	Motel	17,298,206	29.10%	28,500	29.10%	667,701	29.10%	17,994,407	29.10%
	Apartment	3,081,856	1.40%	770,996	1.40%	325,500	1.40%	4,178,352	1.40%
	Tourism complex	4,489,810	5.40%	360,296	5.40%	272,400	5.40%	5,088,672	5.40%
	Total	163,176,752	100.00%	27,034,228	100.00%	14,392,752	100.00%	204,569,898	100.00%

Continued 21

Governorate	Type of tourism establishment	Cost for sleeping		Value of sold items		Other income		Total	
		Value	%	Value	%	Value	%	Value	%
Total (2013)	Hotel	225,436,714	80.91%	32,837,955	97.53%	13,202,080	83.32%	283,036,249	83.32%
	Motel or apartment	22,635,227	13.14%	353,957	1.05%	1,510,810	9.54%	38,462,501	11.32%
	Tourism complex	16,583,314	5.95%	478,215	1.42%	1,131,800	7.14%	18,193,329	5.36%
	Total	278,617,762	100.00%	33,670,127	100.00%	15,844,690	100.00%	328,132,579	100.00%
Total (2012)	Hotel	163,835,439	69.70%	9,980,727	95.40%	6,939,860	86.30%	180,756,026	71.30%
	Motel or apartment	37,634,781	16.00%	444,552	3.90%	194,100	2.50%	38,273,433	15.10%
	Tourism complex	33,539,540	14.30%	80,500	0.70%	903,000	11.20%	34,523,040	13.60%
	Total	235,009,760	100.00%	10,505,779	100.00%	8,036,960	100.00%	253,552,499	100.00%
Total (2009)	Hotel	54,442,503	73.59%	7,381,144	99.55%	5,359,323	91.24%	68,502,646	77.33%
	Motel or apartment	15,104,027	20.42%	20,000	0.27%	440,660	7.51%	15,564,887	17.57%
	Tourism complex	4,429,512	5.99%	13,200	0.18%	74,000	1.26%	4,516,712	5.10%
	Total	73,976,042	100.00%	7,414,344	100.00%	5,874,183	100.00%	88,584,245	100.00%

Table 22) income by the type of services and governorates in tourism establishments in Kurdistan region for 2016, value in 1000 IQD

Governorate	Cost for sleeping	Value of sold items		Other incomes		Total	
	Total	Total	%	Total	%	Total	%
Duhok	10,926,900	3,175,503	21.10%	1,518,925	21.10%	15,621,328	21.10%
Sulaimani	39,283,124	6,303,666	33.30%	1,843,800	33.30%	47,430,590	33.30%
Erbil	112,966,728	17,555,059	45.60%	11,030,027	45.60%	141,517,980	45.60%
Total	163,176,752	27,034,228	100.00%	14,392,752	100.00%	204,569,898	100.00%

Tourism establishments survey in Kurdistan region 2016

Table 23) value of purchase and sell of stored items by the type of items and governorates in tourism establishments in Kurdistan region in 2016 comparing to 2009, 2012 and 2013

Governorate	Items	First stock	Purchase	Sell	Last stock
Duhok	Food	41,760	900,323	1,974,818	53,610
	Cigarette	1,246	40,706	85,753	1,540
	Hookah and molasses	2,090	12,717	31,672	2,623
	Alcoholic beverages	1,043	10,999	27,560	1,480
	Alcoholic beverages	41,150	180,500	437,357	49,780
	Beer	12,255	205,700	509,433	14,550
	Mineral water	2,447	66,198	65,975	2,203
	Other	7,243	21,330	42,935	7,560
	Total		109,234	1,438,473	3,175,503
Sulaimani	Food	101,103	3,050,594	5,260,090	0
	Cigarette	100	15,200	39,100	0
	Hookah and molasses	0	14,824	34,930	0
	Soft drinks	700	71,144	118,381	300
	Alcoholic beverages	800	227,427	435,818	700
	Beer	320	49,408	95,236	300
	Mineral water	388,200	187,875	298,111	0
	Other	0	13,200	22,000	0
	Total		491,223	3,629,672	6,303,666
Erbil	Food	498,925	8,869,234	13,994,613	465,628
	Cigarette	3,771	21,742	71,035	3,514
	Hookah an molasses	2,189	60,756	215,105	1,524
	Soft drinks	13,641	219,950	371,200	8,157
	Alcoholic beverages	109,412	459,011	1,494,566	83,227
	Beer	15,037	237,598	786,399	14,023
	Mineral water	20,492	550,269	600,317	31,261
	Other	690	13,829	21,824	490
	Total		664,157	10,432,389	17,555,059

Continued 23

Governorate	Items	First stock	Purchasing	Selling	Last stock
Total (2016)	Food	641,788	12,820,151	21,229,521	519,238
	Cigarette	5,117	77,648	195,888	5,054
	Hookah and molasses	4,279	88,297	281,707	4,147
	Soft drinks	15,384	302,093	517,141	9,937
	Alcoholic beverages	151,362	866,938	2,367,741	133,707
	Beer	27,612	492,706	1,391,068	28,873
	Mineral water	411,139	804,342	964,403	33,464
	Other	7,933	48,359	86,759	8,050
Total		1,264,614	15,500,534	27,034,228	742,470
Total (2013)	Food	396,566	11,572,846	22,762,736	386,729
	Cigarette	42,172	209,144	422,264	35,237
	Hookah and molasses	0	0	0	0
	Soft drinks	58,965	523,410	740,177	49,263
	Alcoholic beverages	268,724	1,810,620	9,332,402	177,890
	Beer	0	0	0	0
	Mineral water	0	0	0	0
	Other	83,486	3,104,483	4,369,132	546,185
Total		851,713	17,220,503	34,572,021	1,195,304
Total (2012)	Food	180,550	4,932,428	6,555,024	114,140
	Cigarette	49,550	88,752	183,325	43,710
	Hookah and molasses	0	0	0	0
	Soft drinks	39,260	428,294	827,768	25,469
	Alcoholic beverages	115,250	917,190	1,863,917	88,648
	Beer	0	0	0	0
	Mineral water	0	0	0	0
	Other	200	626,280	10,505,779	1,590
Total		384,810	6,992,944	19,935,813	273,557

Continued 23

Governorate	Items	First stock	Purchasing	selling	Last stock
Total (2009)	Food	367,676	1,966,161	2,951,312	158,243
	Cigarette	38,874	96,555	125,929	28,885
	Hookah and molasses	0	0	0	0
	Soft drinks	7,033,943	5,990,502	7,562,862	21,129
	Alcoholic beverages	114,166	463,501	900,555	77,195
	Beer	0	0	0	0
	Mineral water	0	0	0	0
	Other	319,895	620,586	492,631	461,906
	Total	7,874,554	9,137,305	12,033,289	747,358

Table 24) value of purchased items by governorates in tourism establishments in Kurdistan region for 2016, value in 1000 IQD

Items	Duhok	Sulaimani	Erbil
Spare parts	114,615	863,375	18,969,903
Stationery	97,199	68,148	1,987,440
Oil (fuel)	1,490,695	3,513,720	207,410
Gas	45,030	304,073	9,207,025
oiling	161,244	285,860	382,872
Coal	23,335	43,875	666,047
Worker's needs (work clothes, medical needs)	78,838	86,095	160,682
Water	263,450	248,509	178,291
Electricity	1,003,480	2,018,147	429,278
Other	158,330	257,750	5,549,243
Total	3,436,216	7,689,552	201,615

Tourism establishments survey in Kurdistan region 2016

Table 25) services cost in tourism establishment by services and governorates in Kurdistan region for 2016, value in 1000 IQD

services	Duhok	Sulaimani	Erbil
Repairmen	65,070	276,466	12,656,467
Legal and technical consultation	17,775	59,570	1,010,017
Advertisement and copy	33,450	123,555	191,802
Renting fixed properties (except building)	137,300	88,500	618,585
Building repairmen	378,800	561,590	402,240
Workers transmitting communication	8,870	62,605	1,232,948
Building renting	174,780	297,504	113,494
banking	421,730	3,076,517	1,025,782
Accounting, auditing and management	0	0	7,739,666
Other services	4,800	95,280	99,354
Total	332,780	89,460	133,986
	1,575,355	4,731,047	12,645,617

Table 26) coast of exchanging in tourism establishments by type and governorates in Kurdistan region for 2016, value in 1000 IQD

Type	Duhok	Sulaimani	Erbil
Exchanges and taxes (except income taxes)	148,368	144,901	469,694
Expenses of the last years	0	131,231	340,770
Incidental expenses	7,500	31,700	227,250
Capital loses	177,762	13,200	927,120
Membership	13,812	213,870	48,375
Insurance deposit	0	114,200	531,845
Donation and aids	3,840	44,450	139,320
Other	2,900	116,765	692,019
Total	354,182	810,317	3,376,393

Table 27) value of fixed assets in tourism establishments by type of assets and governorates in Kurdistan region for 2016 comparing to 2013, 2012 and 2009

Governorate	Type of assets	Balance at the beginning of the year	Addition during the year (purchased assets)			Transferred assets from projects under implementation	discarded assets (book value)		Depreciation of the current year	Balance at the end of the year
			Purchased				Sold	Removed		
			Domestic/new	Domestic/used	Import					
Duhok	Land	0	0	0	0	0	0	0	0	
	Building	171,592,233	8,750	0	0	0	18,400	3,372,488	168,210,095	
	Goods	18,162,063	56,006	8,000	265,500	0	3,550	149,315	3,529,789	14,808,915
	kitchen Tools and appliance	788,516	7,480	0	157,950	0	2,400	37,300	113,848	800,398
	Transportation mean	388,645	0	0	0	0	0	0	39,812	348,833
	Other	1,172,378	16,000	0	31,920	0	8,040	1,442	129,134	1,081,682
	Total	192,103,835	88,236	8,000	455,370	0	13,990	206,457	7,185,071	185,249,923
Sulaimani	Land	94,301,770	0	0	0	0	0	0	94,301,770	
	Building	109,063,384	37,800	0	0	0	0	2,181,267	106,919,917	
	Goods	16,702,547	600	0	244,110	0	7,600	49,800	3,340,508	13,549,349
	kitchen Tools and appliance	1,816,095	0	0	17,300	0	0	1,900	272,414	1,559,081
	Transportation mean	847,385	0	0	1,500	0	0	200	84,738	763,947
	Other	1,462,500	0	0	0	0	0	0	146,250	1,316,250
	Total	224,193,681	38,400	0	262,910	0	7,600	51,900	6,025,177	218,410,314

Continued 27

Governorate	Type of assets	Balance at the beginning of the year	Addition during the year (purchased assets)			Transferred assets from projects under implementation	discarded assets (book value)		Depreciation of the current year	Balance at the end of the year
			Purchased				Sold	Removed		
			Domestic/new	Domestic/used	Import					
Erbil	Land	275,978,325	0	0	0	0	0	0	275,978,325	
	Building	328,055,800	8,750	0	0	0	0	6,426,116	321,638,434	
	Goods	43,806,434	15,000	14,300	561,700	0	60,830	126,660	35,457,382	
	kitchen Tools and appliance	4,221,910	1,000	300	27,900	0	650	2,100	3,614,941	
	Transportation mean	1,249,025	0	0	0	0	0	0	1,123,473	
	Other	9,091,071	0	0	393,500	0	96,750	23,000	8,460,712	
	Total	662,402,565	24,750	14,600	983,100	0	158,230	151,760	16,841,758	646,273,267
Total (2016)	Land	370,280,095	0	0	0	0	0	0	370,280,095	
	Building	608,711,417	55,300	0	0	0	0	18,400	596,768,446	
	Goods	78,671,044	71,606	22,300	1,071,310	0	71,980	325,775	63,815,646	
	kitchen Tools and appliance	6,826,521	8,480	300	203,150	0	3,050	41,300	5,974,420	
	Transportation mean	2,485,055	0	0	1,500	0	0	200	2,236,253	
	Other	11,725,949	16,000	0	425,420	0	104,790	24,442	10,858,644	
	Total	1,078,700,081	151,386	22,600	1,701,380	0	179,820	410,117	30,052,006	1,049,933,504

Continued 27

Governorate	Type of assets	Balance at the beginning of the year	Addition during the year (purchased assets)			Transferred assets from projects under implementation	discarded assets (book value)		Depreciation of the current year	Balance at the end of the year
			Purchased				Sold	Removed		
			Domestic/new	Domestic/used	Import					
Total (2012)	Land	256,922,250	0	0	0	0	0	0	100,000	256,822,250
	Building	282,644,404	33,200		127,200	6,000		3,000	7,970,485	274,837,319
	Goods	66,007,419	52,850	6,000	1,280,555	1,000	168,240	319,305	10,914,618	55,945,661
	Kitchen tool and appliances	5,431,964	3,800	800	183,230	0	38,300	61,470	750,554	4,769,470
	Transportation means	2,234,168	0	0	0	0	0	0	218,226	2,015,942
	Other	2,727,282	1,300		25,500	0	2,600	6,570	273,228	2,471,684
	Total	615,967,487	91,150	6,800	1,616,485	7,000	209,140	390,345	20,227,111	596,862,326
Total (2009)	Land	46,126,720	0	0	0	0	0	0	100,000	46,026,720
	Building	179,291,393	0	0	56,781	5,000	0	0	10,576,002	153,840,979
	Goods	31,631,286	181,400	6,700	1,034,376	0	19,900	62,750	3,622,951	28,898,001
	Kitchen tools and appliances	3,621,166	9,060	0	136,600	0	0	19,000	443,115	3,302,011
	Transportation mean	1,132,622	0	0	26,500	0	0	48,120	128,972	982,030
	Other	1,682,036	0	0	69,379	0	0	0	273,181	1,478,234
	Total	263,485,223	190,460	6,700	1,323,636	5,000	19,900	129,870	15,144,221	234,527,975

Continued 27

Governorate	Type of assets	Balance at the beginning of Year	Addition during the year (purchased assets) ⁰			Transferred assets from projects under implementation	Discarded assets (book value)		Depreciation of the current year	Balance at the end of the year
			Purchased				Sold	Removed		
			Domestic/new	Domestic/used	Import					
Total (2013)	Land	1,640,247,270	0	0	0	2,000,000	0	0	0	1,642,247,270
	Building	1,219,270,409	7,500	0	33,000	3,600,000	10	0	85,490,696	1,137,420,203
	Goods	195,956,155	69,500	14,420	2,067,551	1,200,500	125,665	475,786	36,508,931	162,197,744
	Kitchen tools and appliances	19,921,825	20,550	400	341,936	700,250	23,350	136,223	1,189,766	19,635,622
	Transportation mean	3,456,035	0	0	126,050	0	290,000	450	325,806	2,965,829
	Other	3,010,470	0	0	38,130	0	1,950	12,580	300,082	2,733,988
	Total	3,081,953,914	97,550	14,820	2,609,667	7,501,100	441,075	626,189	123,834,206	2,967,275,581

Table 28) value and quantity of Items purchased in tourism establishments in Kurdistan region by governorates in 2016 comparing to 2013, value in 1000 IQD

Items	Unit of measurement	Duhok		Sulaimani		Erbil		Total (2016)		Total (2013)	
		Quantity	Value	Quantity	Value	Quantity	Value	Quantity	Value	Quantity	Value
			(1000 IQD)		(1000 IQD)		(1000 IQD)		(1000 IQD)		
Rice	Kg	15,821	21,300	70,495	138,700	149,740	291,580	236,056	451,580	317,735	2,687,722
Eggs	Pack	12,879	40,319	15,268	80,757	105,047	299,352	133,074	420,068	480,864	581,148
Chicken	Kg	18,055	34,863	87,670	250,572	141,703	498,403	247,428	783,838	264,532	1,496,437
River fish	Kg	7,788	40,884	19,698	131,883	64,647	793,367	92,133	966,134	43,425	429,333
Sea fish	Kg	0	0	3,100	38,000	28,998	191,425	32,098	229,425	106,676	566,360
Red meat	Kg	19,468	252,079	89,620	1,051,280	125,535	1,739,416	234,623	3,042,775	307,685	4,797,810
Milk and milk product	Kg	23,969	93,959	47,828	196,636	183,586	703,000	255,023	993,055	410,845	1,801,233
Non-canned date	Kg	60	150	960	3,120	3,717	10,295	4,737	13,565	30,764	95,804
Potato	Kg	18,361	15,012	29,145	16,376	80,506	57,403	128,012	88,791	160,385	124,939
Sugar	Kg	22,273	21,060	46,620	85,722	97,939	98,334	166,232	204,516	244,212	350,468
Tea, coffee	Kg	2,645	15,145	9,854	50,163	28,947	215,450	41,386	280,398	0	0
Oil, fat	Kg	26,140	43,287	51,401	62,548	85,910	189,410	163,271	295,065	135,796	330,866

Continued 28

Items	Unit of measurement	Duhok		Sulaimani		Erbil		Total (2016)		Total (2013)	
		Quantity	Value (1000 IQD)	Quantity	Value (1000 IQD)	Quantity	Value (1000 IQD)	Quantity	Value (1000 IQD)	Quantity	Value (1000 IQD)
Tomato paste	Kg	1,821	5,713	13,189	26,644	21,844	50,052	36,854	82,409	64,010	349,056
Flour	Kg	8,715	539	38,750	10,914	112,186	55,924	159,651	67,377	2,576,331	766,402
Bread	Piece	1,267,512	63,062	475,166	57,204	7,372,130	1,233,334	9,104,008	1,352,520	0	0
Beans	Kg	3,640	8,914	14,995	32,361	17,195	780,781	35,830	822,056	80,087	183,741
Lentil	Kg	6,788	21,982	18,420	47,930	35,635	72,175	60,783	142,012	116,145	277,924
Chickpea	Kg	6,000	7,641	10,747	34,112	18,483	49,309	35,230	91,062	44,943	103,226
Other legumes	Kg	1,053	1,317	2,420	5,600	13,537	26,523	17,010	33,440	62,047	168,182
Fruits	Kg	33,200	89,800	251,328	387,013	151,134	459,148	435,662	935,961	508,916	1,144,819

Continued 28

Items	unit of measurement	Duhok		Sulaimani		ERbil		Total (2016)		Total (2013)	
		Amount	Value (1000 IQD)	Amount	Value (1000 IQD)	Amount	Value (1000 IQD)	Amount	Value (1000 IQD)	Amount	Value (1000 IQD)
Vegetables	kg	62,178	92,872	224,760	211,558	2,010,655	894,173	2,297,593	1,198,603	0	0
Canned juices		390	2,780	22,070	22,546	50,352	83,802	72,812	109,128	0	0
Sweets	kg	7,104	27,645	14,825	108,955	5,445	76,578	27,374	213,178	0	0
Total		1,631,379	900,323	1,282,089	3,050,594	6,893,832	8,869,234	9,795,120	12,816,956	0	0
Mineral water	Lite	362,308	66,198	940,858	187,875	3,854,569	554,129	5,154,855	807,722	5,712,260	2,098,545
Soft drinks	box	9,261	10,999	10,725	71,144	30,984	219,950	50,970	302,093	201,745	519,995
Beer	box	6,195	205,700	4,774	49,408	26,370	233,738	37,339	488,846	88,479	1,616,190
Alcoholic beverages	box	4,340	180,500	2,095	227,427	15,662	459,011	22,097	866,938	0	0
Cigarette (all types)	Box	1,525	40,706	1,728	15,200	1,099	21,742	4,352	77,648	81,296	283,787
Hookah and molasses		992	12,717	1,426	14,824	43,625	60,756	46,043	88,297	0	0
Other		1,690	21,330	2,100	13,200	5,088	13,829	8,878	48,359	389,036	732,470
Total		308,216	1,438,473	1,972,612	3,629,672	15,500,971	10,428,714	17,781,799	15,496,859	1,892,740	22,491,164

Appendix



Tourism establishments form for survey 20.....

Use "X" in appropriate place

- 1- The name of tourism establishment.....
- 2- The name of the owner of the place or person in charge of business.....
- 3- The address of the tourism place: governorate.....district.....sub-district.....the number of quarter.....the number of the street..... The number of the building.....
- 4- Telephone number.....

Code of administrative unit	Form series	Hotel (1)	Motel or apartment (2)	Tourism complex (3)

5- Ownership

Administrative ownership of the establishment			Building ownership of the establishment			ID code
Mixed	Private	Public	Mixed	Private	Public	
3	2	1	3	2	1	001

6- Range category

Luxury, 5-star	1 st - 4-star	2 nd - 3-star	3 rd - 2-star	4 th - 1-star	5 th - popular	Activity code
1	2	3	4	5	6	002

7- Legal status

Public sector	Private sector				Activity code
	Personal company	Partnership company	Joint stock company	limited liability company	
1	2	3	4	5	003

8- Capital of the enterprise

The share of government in the whole capital- in case of mixed	Capital (1000 ID) پیدراو	Date of starting activity	Activity code
			4

9- Does the establishment have health license?

Yes 1

No 2

10- Is the license

Valid 1

Expired 2

11- Does the establishment have vocational health license?

No... 1

No 2

Notes: 1. [do not use comma and fraction numbers]. 2. [Monetary value is in 1000 IQD] 3. [Do not use pencil please]

12- The cost for sleeping per night, the number of rooms and beds and the number of houses and apartments

Cost for sleeping per night (1000 IQD)						ID code
for bed in hotels		for rooms	for suits	Apartment	House	
Single	Double					
1	2	3	4	5	5	005

13- Number of rooms, beds, apartments and houses

The number of apartments or houses in the building	Number beds		Number of rooms		Number of other rooms	ID code
	Single	Double	Single	Double		
1	2	3	4	5	6	006

14- Does the establishment provide the following services? Use **X** in appropriate place

Type of services	No	Yes	ID code
1- Food	0	1	007
2- Alcoholic beverages	0	1	
3- laundry	0	1	
4- swimming	0	1	
5- Ceremony hall	0	1	
6- tour	0	1	
7- parking	0		
8- bank service	0	1	
9- Currency exchanging	0	1	
10- internet	0		
11- Hall for computer games	0	1	
12- Sports and games	0	1	
13- Other services (identify please)	0	1	
16- fixed telephone	0	1	
Total			

15- Number of cars

Bus	Other	Total	ID code
			008

4- Ownership of building and goods

Ownership of goods			Ownership of the building			ID code
Rental (2)	Owned (1)	Estimated rent*	Rental (2)	Owned (1)	Estimated rent*	
						008

*Write the estimated rent at the case, where he himself/she herself is the owner (Value in 1000 IQD)

17- Number, Type, wage, and in- kind payment of workers (1000 IQD) during 20.....

type of workers		sex	Number of workers at the end of the year				Cash payments				in- kind payments				ID code
			Iraqi	Arab	Foreigner	Total	Iraqi	Arab	Foreigner	Total	Iraqi	Arab	Foreigner	Total	
Unpaid workers include the owner		Male													11
		Female													12
Paid workers	Administrative workers	Male													13
		Female													14
	services	Male													15
		Female													
Total															17

* Black coloured cells would not be filled in

18- In-kind payment and benefits for workers

Type of In- kind payment	Value (1000IQD)	ID code	Participation of establishment for the benefits of workers	ID code
Food		18	Social insurance	24
Accommodation		19	Health insurance	25
Clothes		20	Life insurance	26
Transportation		21	Others (identify please)	27
Others (identify please)		22		28
Total		23	Total	

19- Distribution of guests by nationality during a year

Months	Iraqi		Arab		Foreigner		Total		ID code
	Number of guests	Nights stay (bed/day)	Number of guests	Nights stay (bed/day)	Number of guests	Nights stay (bed/day)	Number of guests	Nights stay (bed/day)	
January									031
February									032
March									033
April									034
May									035
June									036
July									037
August									038
September									039
October									040
November									041
December									042
Total									043

20- Value of income

Type of income	Value in 1000 ID	ID code
Cost for sleeping		051
The value of sold items (at selling price)		
Other incomes		
Total		

21- Value of purchases, soled items and goods in warehouse

Total goods	The first stock	Purchase at purchasing price	Sale at selling price	The last stock	ID code
Foodstuff					061
Cigarette					062
Soft drinks					063
Alcoholic beverages					064
Others					065
Total					066

22- Revenue and the rent of the lands

Details	Value in 1000 ID	ID code
Revenue from dept		071
Revenue from borrows		
lands hiring cost		
Total		

23- Needs of establishment

Accounting management	details	Value in 1000 ID	ID code
Items			
323	Oil (fuel)		81
325	Gas		
3221	Spare materials		
3222	liquid gas		
3223	Oiling		
3224	Coal		
3261	Staff requirements (working clothes, foodstuff, medical cares)		
3271	Water		
3272	Electricity		
	Other		
	Total		
Services cost			
3352	Rent of building		82
335	Rent of fixed properties		
3312	Repairmen (maintenance) services for building		
331	Repairmen of other properties (except building)		
333	Advertising		
3342	Workers transportation		
3344	Communication		
332	Cost for legal and technical consultation		
3366	Currency exchanging and banking cost		
	Cost for management, auditing and accounting		
	Other services		
	Total		
Expenditures for exchanging			
384	Charges and taxes)except income taxes)		83
391	Expenses of the last years		
392	Incidental expenses		
393	Capital loses		
3361	Membership		
3362	Insurance deposit		
3831	Donation and aids		
	Other (identify please)		
	Total		

24- The value of fixed assets

Accounting management	Type of asset	Balance at the beginning of the year (book value)	Addition during the year			Transferred assets from projects under implementation	discarded assets (book value)		Depreciation of the year	Balance at the end of the year	ID code
			Purchased				sale	removed			
			Local/new	Local/used	Imported						
			1	2	3		4	5			
111	Land									91	
112	Building									92	
116	Goods									93	
115	Chicken appliance									94	
114	Transportation means									95	
	Other									96	
	Total									97	

Total (9) (at the end of the year) = (1+2+3+4+5) - (6-7-8)

The rate of depreciation of the current year = land not included, building 2%, goods 20%, kitchen appliances 15%, transportation means 10%, others 10%

25- The value and quantity of purchased materials during 20.....

Code	Goods/ Items	Measuring unit	purchased	
			Quantity	Value in 1000 ID
101	Rice	kg		
102	Eggs	pack		
103	Chicken	kg		
104	River fish	kg		
105	Sea fish	kg		
106	Red meat	kg		
107	Milk and milk product	kg		
108	Not-canned date	kg		
109	Potatoes	kg		
110	Mineral water	litre		
111	Sugar	kg		
112	Tea	kg		
113	Fat and vegetable oil	kg		
114	Tomato paste	kg		
115	Soft drinks (explain In detail)	box		
		liter		
116	beer (explain in detail)	box		
		liter		
117	various alcoholic beverages	box		
		liter		
117	Cigarettes	box		
118	Flour	kg		
119	Beans	kg		
120	lentil	kg		
121	Chickpea	kg		
122	Other legumes	kg		
123	Fruits	kg		
124	Vegetables	kg		
125	Others			
200	Total			

Note: measurement unit of **Box** and **alike** should be filed in with litre

Details on drinks

S	Soft drink (milliliter)			Beer (milliliter)			Alcoholic beverage		
	No. cans	The size of the can	Number * size	No. cans	The size of the can	Number * size	No. cans	The size of the can	Number * size
	1	2	1*2	1	2	1*2	1	2	1*2
1									
2									
3									
4									
5									
6									
7									
8									
Total									

**By this I confirm the accuracy of all information that I have given on
tourism establishment**

The name of the owner of the tourism establishment.....	
Signature.....	Seal
Date: / /	



It has been verified by [The name of the statistician]
Signature.....
Date: / /



Notes

.....

.....

.....

.....

.....

.....

.....

.....

.....

.....

.....

.....

.....

.....

.....

.....

Ministry of Planning / Kurdistan Region Statistics Office

www.krso.gov.krd