

Kurdistan Regional Government
Ministry of Planning
Kurdistan Region Statistics Office

Tourism Establishments Survey in Kurdistan Region 2013

Trade statistics department

November 2015

©Copy right March 2015

Ministry of Planning/ Kurdistan Region Statistics Office

Suggested Citation:

Kurdistan Region Statistics Office, 2015, trade statistics department, *Tourism Establishments Survey in Kurdistan Region 2013*. Erbil, Kurdistan Region, Iraq. □

For more information please contact:

Website: www.krso.gov.krd

Tel: +964 (0)66 255 9170

Email: contact@krso.gov.krd

Preface

The economy of all nations depends on several sectors. One of these sectors is the tourism sector that considered as an important source to improve the nation economy.

Tourism sector is improved by well-organized, suitable and sufficient accommodation. For this reason, KRSO continuously works to collect information on tourism establishments - Hotels, Motels, and tourism complex- and makes data available for planners in Kurdistan region to make development in this sector. KRSO is pleased to present the results of tourism establishments for 2013 that comprises important data.

The current report is the result of a joint work between a group of people inside and outside of KRSO. KRSO presents its gratitude to trade, analysis and dissemination departments in KRSO for their contribution and their dedication in producing this report. It also extends its deep appreciations to tourism board, restaurants and hotels complexes that contributed to renew the frame of tourism establishments. It also extends deep thanks to directorates and fieldworkers of statistics directorate in Kurdistan regions' governorates for their contribution in this survey and last but not least, KRSO very much appreciates the performance of all owners of tourism establishments in Kurdistan region who cooperated with field teams in providing information which made this report achievable.

The Survey Team

1-Supervisor Team

Serwan. M, president of KRSO

Mohammad Sabir. O, Central Supervisor

2- Analysis and error correction

Raqeeb Bahaddin

3- Report Writing Standards

Suad Baker. F

4- Local Supervisor

Sami Abdullah. N, Erbil governorate supervisor

Shamal Rauf. M, Sulaimani governorate supervisor

Abdulsatar Mohammad. A, Duhok governorate supervisor

5- Frame Renewal

Erbil governorate:

Sami Abdullah. N, supervisor

Jaoda Asaad. A, interviewer

Rzgar Aref.J, interviewer

Mado Omar. Kh, interviewer

Mozhda Fakhraddin. R, interviewer

Hawkar Tofiqh. H, interviewer

Salahaddin Haidar. O, interviewer

Dana Abdulrahman. M, interviewer

Diman Mohammad. M, interviewer

Sulaimani governorate:

Shamal Raof. M, supervisor

Ghafar Ahmad. M, interviewer

Ako Hasan. M, interviewer

Miran Rauf. A, interviewer

Shoresh Ahmad. M, interviewer

Ranj Shorsh. M, interviewer

Duhok governorate:

Abdulstar Mohammad. A, supervisor

Jamal Sito. R, interviewer

Kign Jamil. A, interviewer

Sima Fazel. A, interviewer

Vian Hesén. T, interviewer

6- Report Preparation

Mohammad Sabir.O

Raqheeb Bahaddin

Begard Sabir.A, typing and secretarial duties

Delkhwaz Sabir, typing and secretarial duties

Contents

Preface	I
The Survey Team	II
List of tables.....	V
List of figures.....	VII
Introduction.....	1
Definitions	2
The survey methodology in brief	4
Main results	5
Questionnaire	40

List of tables

1) number of tourism establishments in 2013 compared with 2009 and 2012 at the level of Kurdistan region and governorates	12
2) number of tourism establishments in 2013 compared with 2009 and 2012 by the type of tourism establishments at the level of Kurdistan region and governorates	12
3) number of tourism establishments in 2013 compared with 2009 and 2012 by the ownership of building and administration.....	12
4) number of tourism establishments in 2013 compared with 2009 and 2012 by classification rang at the level of Kurdistan region and governorates	13
5) number of tourism units in 2013 compared with 2009 and 2012 in Kurdistan region and governorates by legal status	13
6) number of rooms, beds, and house in tourism establishments by classification rang at the level of Kurdistan region and governorates in 2013	14
7) number and percentage rate of hotels by service provided in Kurdistan region's governorates in 2013	16
8) number and percentage rate of motels or apartments by service provided in Kurdistan region's governorates in 2013	17
9) number and percentage rate of tourism accommodation complexes by the service provided in Kurdistan region's governorates in 2013.....	18
10) number and percentage rate of tourism establishments by the service provided in Kurdistan region's governorates in 2013.....	19
11) number of vehicles in tourism establishments in 2013 compared to 2009 and 2013 at the level of Kurdistan region and governorates.....	20
12) number of tourism establishments by the goods and building ownership and estimated building rental in 2013 compared to 2009 and 2012 in Kurdistan region and its governorates	20
13) number of workers in tourism establishments in Kurdistan region and its governorates by sex, nationality, wage, and benefits in 2013 compared to 2009 and 2012.....	21
14) number and percentage rate of guest, and night stay in tourism establishments in 2013 by nationality, month, and governorates in Kurdistan region	24
15) number and percentage rate of guest, and night stay in tourism establishments in 2013 by nationality, month, and governorates in Kurdistan region	27
16) Total and percentage rate of guests and night stay in Hotels by nationality at the level of governorates and Kurdistan region in 2013.....	27
17) Total and percentage rate of night stay in Motels by nationality at the level of governorates and Kurdistan region in 2013.....	28
18) Total and percentage rate of night stay in tourism accommodation complexes by nationality at the level of governorates and Kurdistan region in 2013	28
19) Income by the type of services in tourism establishments in 2013 compared to 2009 and 2012 in Kurdistan region and its governorates (1000 ID).....	29
20) value of purchases, sales and stock in 2013 compared to 2009 and 2012 in Kurdistan region and its governorates (1000 ID)	30

21) value of purchased goods in tourism establishments by governorates in Kurdistan region in 2013 (1000 ID)	32
22) Expenditure on services in tourism establishments in 2013 by type of services at the level of governorates in Kurdistan region (1000 ID)	32
23) Value of Exchanges expenses in tourism establishments by type and governorates in Kurdistan region for 2013 (1000 ID)	33
24) the value of fixed assets for tourism establishments in 2013 compared to 2009 and 2012 in Kurdistan region and its governorates	34
25) Value and quantity of materials purchased in tourism establishments in 2013 at the level of Kurdistan region and its governorates (1000 ID)	37
26) General information about tourism establishments in Kurdistan region and its governorates in 2013	38

List of figures

1) number of tourism establishments in Kurdistan region in 2012 and 2013	5
2) percentage distribution rate of tourism establishments in Kurdistan region's governorate in 2013	5
3) number of workers in tourism establishments in Kurdistan region for 2012 and 2013	6
4) percentage distribution rate of workers in tourism establishments in Kurdistan region's governorates for 2013	6
5) total paid wage and profits in tourism establishments in Kurdistan region for 2012 and 2013, value in billion ID	7
6) percentage distribution rate of wage and profits in tourism establishments in Kurdistan region's governorates in 2013	7
7) number of guests in tourism establishments in Kurdistan region for 2012 and 2013	8
8) percentage distribution rate of guests in tourism establishments in Kurdistan region's governorates in 2013	8
9) total number of night stay in tourism establishments in Kurdistan region for 2012 and 2013	9
10) percentage distribution rate of night stay in tourism establishments in Kurdistan region's governorates in 2013	9
11) total income in tourism establishments in Kurdistan region for 2012 and 2013, value in billion ID	10
12) percentage distribution rate of income in tourism establishments in Kurdistan region's governorates in 2013	10
13) total expenditures in tourism establishments in Kurdistan region for 2012 and 2013, value in billion ID	11
14) percentage distribution rate of expenditures in tourism establishments in Kurdistan region's governorates for 2013	11

Introduction

Tourism sector is of great important in Kurdistan Region. This sector has a significant share in contributing, supporting and developing national economy by attracting remarkable wealth to the country. It can create more job opportunities - associated businesses - and attract labor force in different parts of this sector like hotels, restaurants, entertainment places, trade markets, and national industry markets.

The amount of money earned in tourism sector could contribute to improve the country financial asset and make a strong economy. As far as tourism accommodation establishments - hotels, motels, and tourism complexes - are the most important needs for tourism activities, KRSO tried to demonstrate the service size provided by this sector in Kurdistan region throughout this report.

Definitions

Tourism establishment: Tourism establishment refers to a place to live or stay that includes hotel, motel, apartment, house, and tourism complex.

Hotel: Is a place that provides accommodation for people to live or stay temporarily instead of their homes. This place contains all essentials for living like, bed, bathroom, and toilet. Hotel needs to offer services for more people (more than that living at home). Hotels run by people who have skills in hotel field.

Hotels are classified by the size of the offered services. In Kurdistan Region they are defined as follows:

Luxury hotels: five-star hotel

First degree: four-star hotel

Second degree: three-star hotel

Third degree: two-star hotel

Fourth degree: one-star hotel

National hotel: without star

Motel: Motel refers to a place outside cities provides travelers with a place to live and parking. The services offered by motels are less than what offered by hotel. Motel is categorized as two stars. In Kurdistan Region motels located in cities and categorized by the size of services that are offered by motel.

Hotel Apartment: it refers to a place used as hotel to provide travellers with more space than a normal room with a place for serving food and other services. It is categorized by the services that are provided.

Tourism complex: it contains a group of tourism buildings where different services are provided and categorized by the services that are provided. These places are categorized by the services that are provided.

Reserved room: refers to the room or rooms that travellers have already reserved and paid for in order to stay or live in.

Number of guests: it refers to the number of people or travellers who are local or from other countries that stay in tourism centers for a specific time period that should not be less than a day.

Number of night stays (reserved bed): it contains the number of nights that guests stay in tourism centers for a specific time period. The number of night stay during a

month or a year should be equal or more than the number of guests during this time period.

Cost of sleeping: it is amount of payment which travellers pay for the time they stay in tourism establishment. Food, beverages, cigarettes and likes are not included.

Income from tourism centers (except sleeping cost) : it refers to income achieved from tourism centers for the services they offer like, food and beverage services, swimming place, bathroom, laundry, internet, car, ceremony holding, hall, exhibition... etc.

Building ownership

Public: it is a governmental building and owned by government.

Private: it is a private building and owned by a person, company or a group of companies or persons.

Mixed: it is a building jointly owned by government and private sector.

Administrative ownership:

In term of administration, the tourism units divided into public, private and mixed as above.

Legal status: companies are legally divided into several types as defined below:

1. **Personal company:** this type of company owned by a common person who takes a part of responsibility and has no limitation for all related to company.
2. **Partnership or Joint venture company:** this type of company comprises of several person –not less than 5 persons- who have their own share out of the total share and have the responsibly for the depts by the value of their share.
3. **Limited liability Company:** this type of company comprises of several persons- not more than 25 persons- who have their own share and have the responsibility of all related to company each by the value of their share.
4. **Joint stock Company:** is a company that comprises of several common persons-not less than 20 persons- who have their own share and have jointly unlimited responsibility of all related to the company.

The survey methodology in brief

The comprehensive tourism establishments survey conducted in cooperation and coordination with tourism board in Kurdistan region every year. Conducting tourism establishments survey needs an update frame in which the name and number of all tourism establishments inside Kurdistan region borders have been recorded by administrative units in order to manage field work and field team in governorates' statistical directorates. The information on all tourism establishments of the previous year gathered through a standard questionnaire which has been prepared for this purpose in the first half of each year by the trained interviewers. Before doing field work, a training course would be opened for field interviewer at the level of governorates on how the questionnaires to be filled in. following the field work and returning the questionnaires back to KRSO, the data would be edited and coding would be done for some questions in the questionnaires by an expert team to prevent the least errors before passing the data entry stage through a database that has been prepared by CSPRO system for this purpose. Data cleaning would be done by data entry supervisors. After that, it would be analyzed and tabulated at the level of governorates and type of tourism units through SPSS package. Following publishing the results in form of tables and figures, the most important indicators would be figured out in a report to be used by related users in making policy in this sector in Kurdistan region.

Coverage:

The information has been gathered from all establishments (hotel, motel, apartment, tourism complex) across Kurdistan region's governorates that have been in operation during the reference year.

Main results

1. Figure 1 shows the number of tourism establishments which comprises of hotels, motels, apartments, and tourism accommodation complexes that is 711 units in 2013 with an increase rate of 10.08% comparing to 2012 where it had 614 tourism units. Also figure 2 shows the percentage rate of tourism establishments in Kurdistan region's governorates, where, Erbil governorate recorded the highest rate (50.63%) followed by Sulaimani governorate (24.75%) and Duhok governorate (24.61%).

Figure 1) number of tourism establishments in Kurdistan region in 2012 and 2013

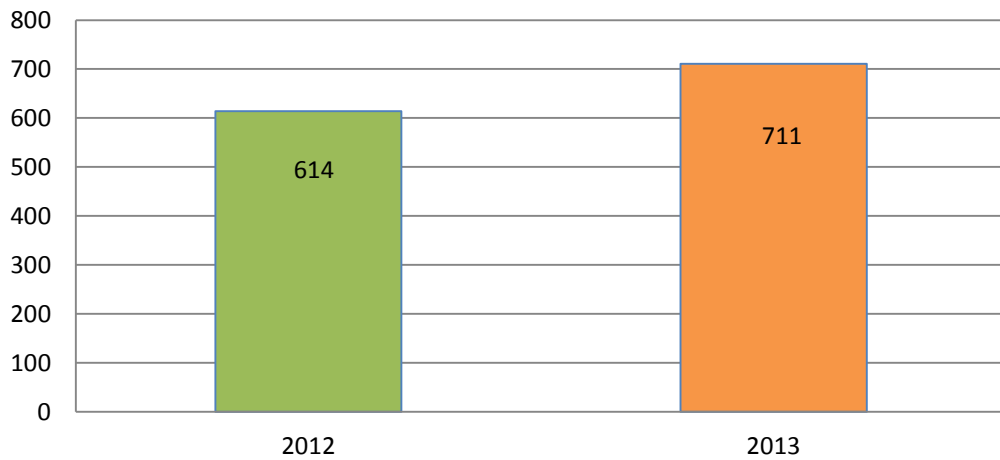
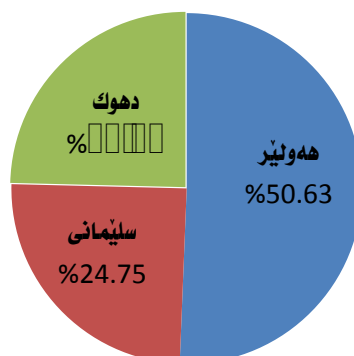


Figure 2) percentage distribution rate of tourism establishments in Kurdistan region's governorate in 2013



- Figure 3 and 4 show the number and percentage rate of workers in tourism establishments in Kurdistan region 2013. The figure shows that the number of workers is 5831 in 2013 and comparing to 4880 workers in 2012 it shows a rise of 19.04%. Erbil governorate recorded the highest rate (64.17%) of workers comparing to Sulaimani governorate (20.35%) and Duhok governorate (15.46%).

Figure 3) number of workers in tourism establishments in Kurdistan region for 2012 and 2013

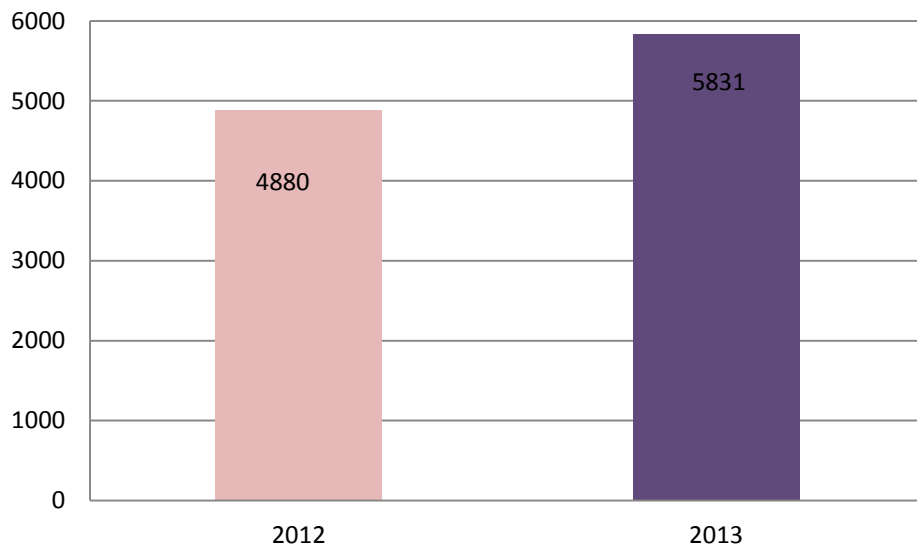
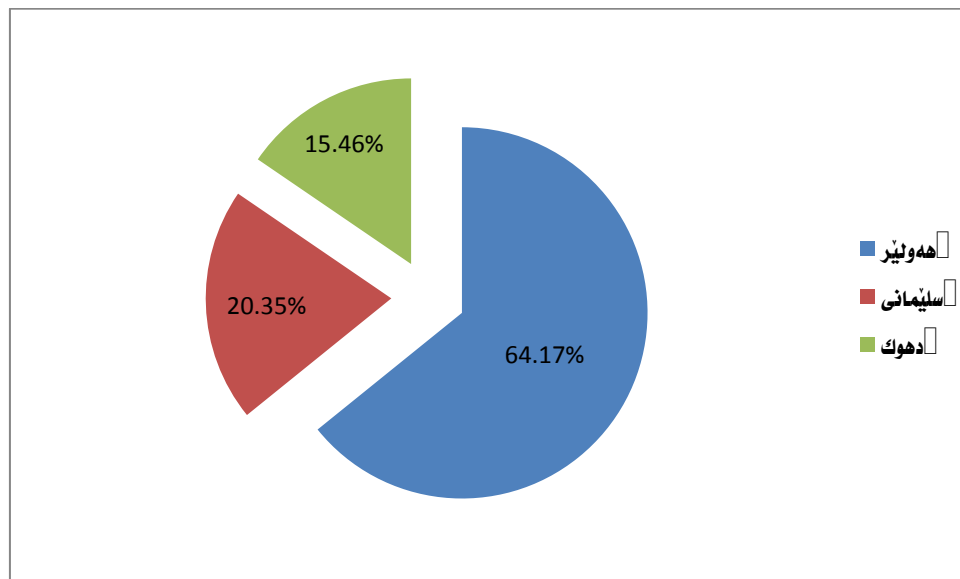


Figure 4) percentage distribution rate of workers in tourism establishments in Kurdistan region's governorates for 2013



- Figure 5 and 6 reveal the total wage and payment in kind and the percentage rate that has been paid to workers in tourism establishments in Kurdistan region in 2013. The total wage and payment in kind is 38.6 billion Iraqi dinars in 2013 and comparing to 27.2 billion Iraqi dinars in 2012 it raised by 41.69%. Of this, 73.5% of wage and payment in kind in 2013 goes to Erbil governorate followed by Sulaimani governorate (15.94%) and Duhok governorate (10.30%).

Figure 5) total paid wage and profits in tourism establishments in Kurdistan region for 2012 and 2013, value in billion ID

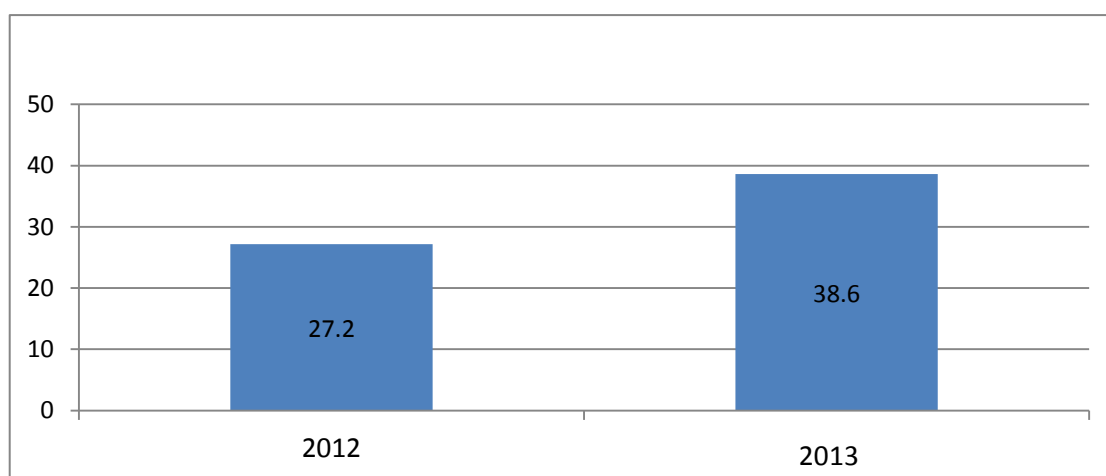
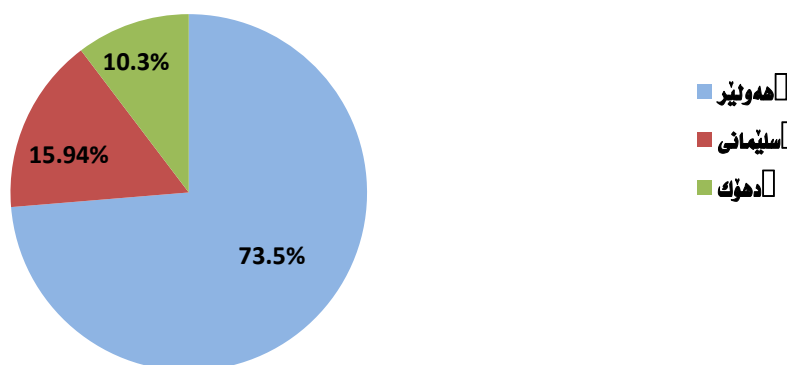


Figure 6) percentage distribution rate of wage and profits in tourism establishments in Kurdistan region's governorates in 2013



4. Figures 7 and 8 present the total number and percentage rate of guests in tourism establishments in Kurdistan region for 2013. The total number of guests reached 2,872,681 guests in 2013 comparing to 2,091,571 guests that recorded in 2012, by 37.34% growth in 2013. Erbil governorate recorded the highest rate of guests (75.12%) followed by Sulaimani (15.37%) and Duhok governorate (9.57%).

Figure 7) number of guests in tourism establishments in Kurdistan region for 2012 and 2013

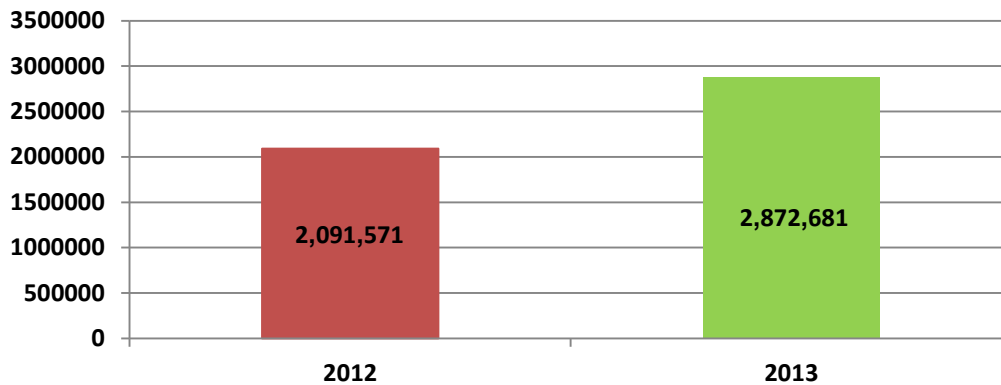
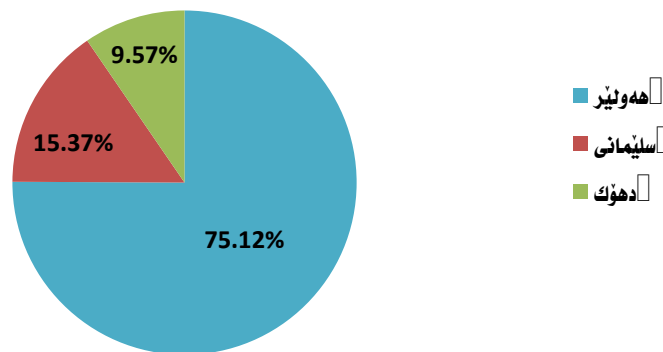


Figure 8) percentage distribution rate of guests in tourism establishments in Kurdistan region's governorates in 2013



5. Figures 9 and 10 show the total number of night stay in tourism establishments in Kurdistan region in 2013. The total number of night stay reached 6,607,132 in 2013, where, it shows a growth by 23.48% compared with 2012, reaching 5,350,340 nights stay. Erbil governorate recorded the highest rate of night stay in 2013 accounted for 69.38% followed by Sulaimani governorate (16.82%) and Duhok governorate (13.78%).

Figure 9) total number of night stay in tourism establishments in Kurdistan region for 2012 and 2013

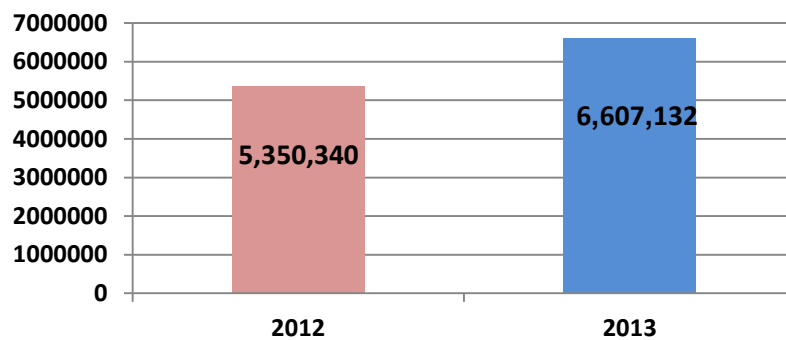
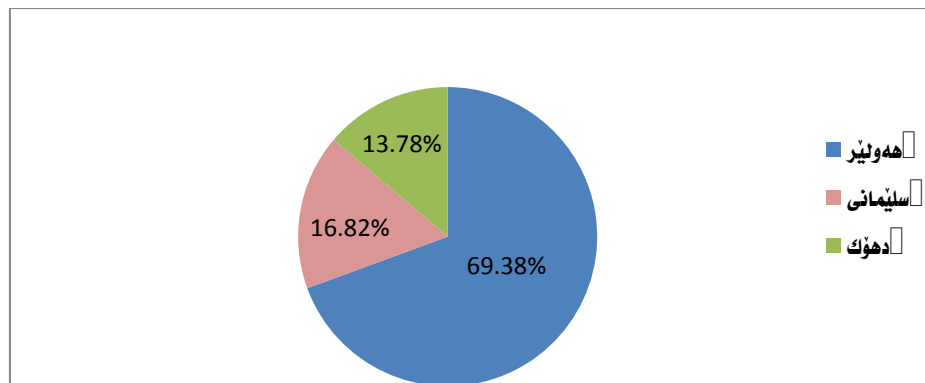


Figure 10) percentage distribution rate of night stay in tourism establishments in Kurdistan region's governorates in 2013



6. Figures 11 and 12 show the total income and distribution rate of income in tourism establishments in Kurdistan region in 2013. The total income recorded 328.1 billion Iraqi dinars in 2013 and compared with 253.6 billion Iraqi dinars in 2012, it shows a growth by 29.37%. The tourism units in Erbil governorate had the highest income (81.34%) compared with Sulaimani governorate (12.37%) and Duhok governorate (6.27%).

Figure 11) total income in tourism establishments in Kurdistan region for 2012 and 2013, value in billion ID

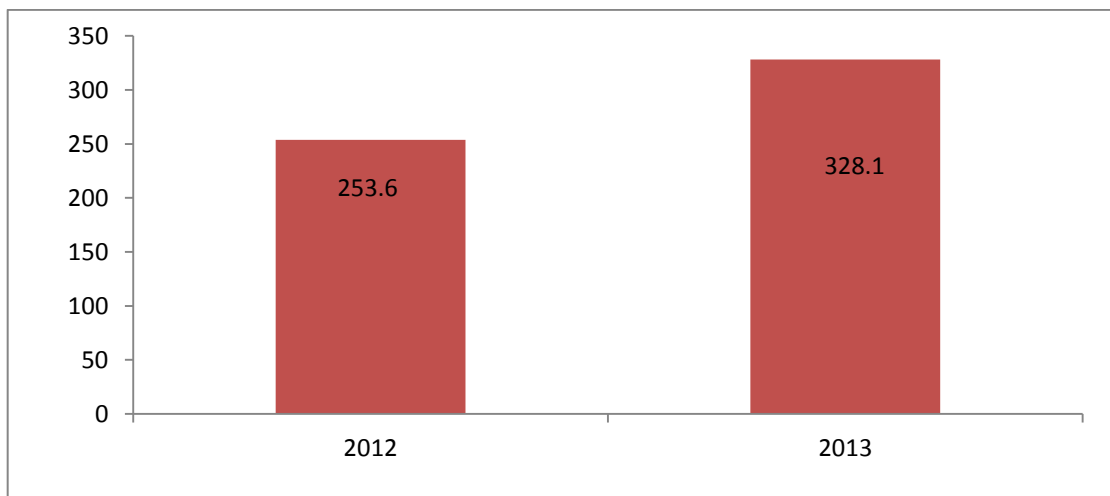
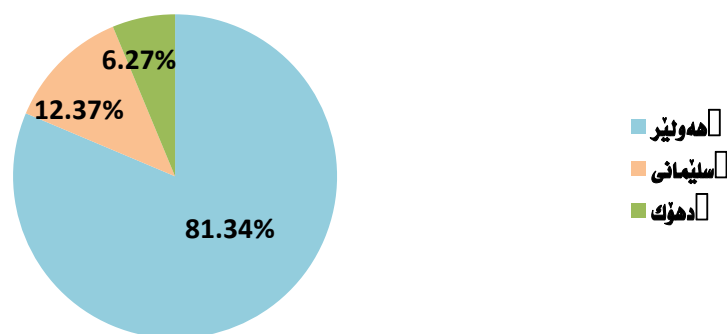


Figure 12) percentage distribution rate of income in tourism establishments in Kurdistan region's governorates in 2013



7. Figures 13 and 14 reveal the total expenditure and percentage rate of expenditure in establishments unit in Kurdistan region for year 2013. The total expenditure is 168.1 billion Iraqi dinars in 2013, by 73.48% rise compared with 97 billion Iraqi dinars that recorded in 2012. Of the total expenditure in tourism units in Kurdistan region for year 2013, the governorates' share is as following: Erbil governorate recorded 74.0%, Sulaimani and Duhok governorates recorded 16.54% and 9.45% respectively.

Figure 13) total expenditures in tourism establishments in Kurdistan region for 2012 and 2013, value in billion ID

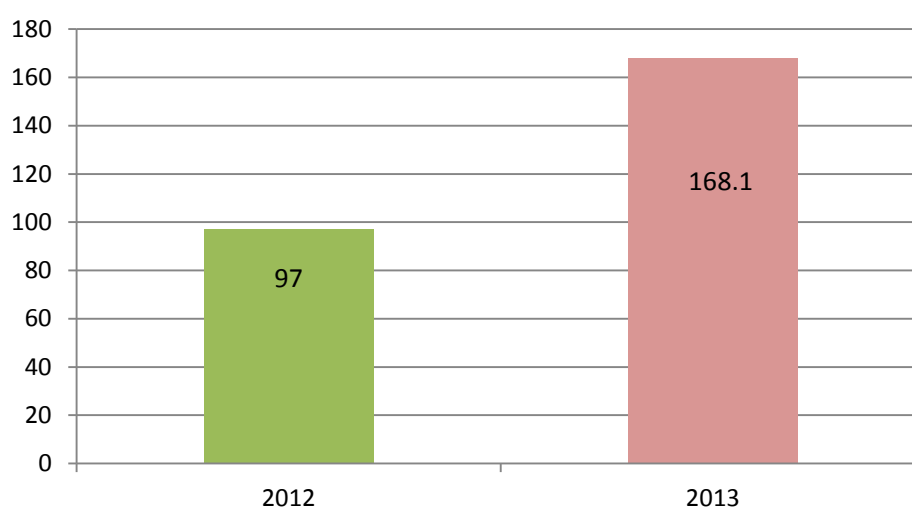


Figure 14) percentage distribution rate of expenditures in tourism establishments in Kurdistan region's governorates for 2013

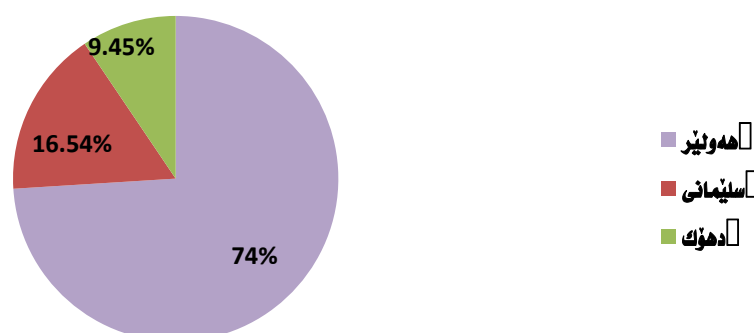


Table 1) number of tourism establishments in 2013 compared with 2009 and 2012 at the level of Kurdistan region and governorates

	Total (2013)	Total (2012)	Total (2009)
Duhok governorate	175	209	116
Sulaimani governorate	176	154	106
Erbil governorate	360	251	93
Kurdistan region	711	614	315

Table 2) number of tourism establishments in 2013 compared with 2009 and 2012 by the type of tourism establishments at the level of Kurdistan region and governorates

	Hotel	Motel or apartment	Tourism accommodation complex	Total
Duhok governorate	93	80	2	175
Sulaimani governorate	106	53	17	176
Erbil governorate	229	108	23	360
Kurdistan region (2013)	428	241	42	711
Kurdistan region (2012)	380	193	41	614
Kurdistan region (2009)	214	77	24	315

Table 3) number of tourism establishments in 2013 compared with 2009 and 2012 by the ownership of building and administration

	Building ownership			Administrative ownership		
	popular	private	mixed	popular	private	mixed
Duhok governorate	2	172	1	1	173	1
Sulaimani governorate		175	1	2	173	1
Erbil governorate		359	1	2	358	
Kurdistan region (2013)	2	706	3	5	704	2
Kurdistan region (2012)	4	607	3	3	609	2
Kurdistan region (2009)	18	290	7	4	306	5

Table 4) number of tourism establishments in 2013 compared with 2009 and 2012 by classification rang at the level of Kurdistan region and governorates

Classification range	governorate			Kurdistan region		
	Duhok	Sulaimani	Erbil	2013	2012	2009
5-star	4	4	8	16	7	3
4-star	12	25	30	67	42	28
3-star	21	23	48	92	92	57
2-star	28	29	84	141	136	55
1-star	35	37	76	148	156	63
National	75	58	114	247	181	109
Total	175	176	360	711	614	315

Table 5) number of tourism units in 2013 compared with 2009 and 2012 in Kurdistan region and governorates by legal status

	Legal status					
	Public sector	Private sector				Total
		Private	Partnership company	Joint stock company	Company with limited liability	
Duhok governorate	2	168	4	1	0	175
Sulaimani governorate	2	170	1	0	3	176
Erbil governorate	2	320	21	11	6	360
Kurdistan region (2013)	6	658	26	12	9	711
Kurdistan region (2012)	3	565	38	1	7	614
Kurdistan region (2009)	8	290	9	6	2	315

Table 6) number of rooms, beds, and house in tourism establishments by classification rang at the level of Kurdistan region and governorates in 2013

Kurdistan region and governorates		Classification rang/ Hotel						Classification rang/ Motel or apartment						Classification rang / tourism accommodation complex					
		5-star	4-star	3-star	2-star	1-star	popular	5-star	4-star	3-star	2-star	1-star	popular	5-star	4-star	3-star	2-star	1-star	popular
Erbil governorate	Other rooms	235	867	125	154	68	91	5	9	6	28	33	44	0	3	4	12	10	10
	Room for guest	693	1,394	1,546	1,565	781	1,001	16	60	0	10	14	91	0	0	0	0	0	0
	Bed for guest	201	1,784	2,639	3,053	1,685	2,057	0	0	0	0	0	59	0	0	0	0	0	0
	Double bed for guest	709	898	493	535	149	232	0	0	0	8	13	25	0	0	0	0	0	0
	Apartment or house in building	0	25	73	62	16	39	24	135	96	309	276	390	96	86	119	117	90	77
Sulaimani governorate	Other rooms	40	65	87	54	20	326		11	23	26	31	2		10	16	12	8	
	Room for guest	296	479	563	259	236	1,048		409	148	340	491	41		100	86	64	24	
	Room for guest	192	699	901	528	438	2,795		169	307	423	449	54		86	104	70	51	
	bed for guest	266	277	268	81	44	30		45	65	166	130	11		81	48	38	25	
	Double bed for guest	0	94	0	0	0	18		51	121	234	200	23		90	54	43	26	

Con. Table 6) number of rooms, beds, and houses in tourism establishments by classification rang at the level of Kurdistan region and governorates in 2013

Kurdistan region and governorates		Classification rang/ Hotel						Classification rang/ Motel or apartment						Classification rang / tourism accommodation complex					
		5-star	4-star	3-star	2-star	1-star	popular	5-star	4-star	3-star	2-star	1-star	popular	5-star	4-star	3-star	2-star	1-star	popular
Duhok governorate	Other rooms	23	25	20	26	248	84		7	27	29	34	40	3	2				
	Rooms for guest	175	282	282	398	342	638		175	310	267	320	272	75	66				
	Bed for guest	182	600	661	1516	671	1920		266	646	615	690	791	124	114				
	Double bed for guest	150	109	113	91	58	47		135	105	157	125	123	21	10				
	Apartment or house in building	20	26	34	4	0	3		108	179	219	179	187	50	57				
Kurdistan region (2013)	Other rooms	298	957	232	234	336	501	5	27	56	83	98	86	3	15	20	24	18	10
	Rooms for guest	1,164	2,155	2,391	2,222	1,359	2,687	16	644	458	617	825	404	75	166	86	64	24	0
	Bed for guest	575	3,083	4,201	5,097	2,794	6,772	0	435	953	1,038	1,139	904	124	200	104	70	51	0
	Double bed for guest	1,125	1,284	874	707	251	309	0	180	170	331	268	159	21	91	48	38	25	0
	Apartment or house in building	20	145	107	66	16	60	24	294	396	762	655	600	146	233	173	160	116	77

Table 7) number and percentage rate of hotels by service provided in Kurdistan region's governorates in 2013

Type of service		Type of tourism establishment							
		Hotel							
		Erbil		Sulaimani		Dihok		Total	
		Number	%	Number	%	Number	%	Number	%
food	yes	139	60.7	33	31.13	38	40.86	210	49.07
	no	90	39.3	73	68.87	55	59.14	218	50.93
Alcoholic beverage	yes	33	14.41	12	11.32	6	6.45	51	11.92
	no	196	85.59	94	88.68	87	93.55	377	88.08
laundry	yes	103	44.98	28	26.42	25	26.88	156	36.45
	no	126	55.02	78	73.58	68	73.12	272	63.55
Swimming pool	yes	26	11.35	3	2.83	3	3.23	32	7.48
	no	203	88.65	103	97.17	90	96.77	396	92.52
halls	yes	67	29.26	14	13.21	4	4.3	85	19.86
	no	162	70.74	92	86.79	89	95.7	343	80.14
Tour service	yes	17	7.42	1	0.94	5	5.38	23	5.37
	no	212	92.58	105	99.06	88	94.62	405	94.63
Parking service	yes	69	30.13	29	27.36	29	31.18	127	29.67
	no	160	69.87	77	72.64	64	68.82	301	70.33
Internet access	yes	191	83.41	53	50	47	50.54	291	67.99
	no	38	16.59	53	50	46	49.46	137	32.01
Computer games	yes	24	10.48	0	0	1	1.08	25	5.84
	no	205	89.52	106	100	92	98.92	403	94.16
Sport service	yes	38	16.59	4	3.77	5	5.38	47	10.98
	no	191	83.41	102	96.23	88	94.62	381	89.02
Bank service	yes	16	6.99	3	2.83	2	2.15	21	4.91
	no	213	93.01	103	97.17	91	97.85	407	95.09

Table 8) number and percentage rate of motels or apartments by service provided in Kurdistan region's governorates in 2013

Type of service		Type of tourism establishment							
		Motel/ apartment							
		Erbil		Sulaimani		Duhok		Total	
		Number	%	Number	%	Number	%	Number	%
food	yes	8	7.41	2	3.77	8	10.00	18	7.47
	No	100	92.59	51	96.23	72	90.00	223	92.53
Alcoholic beverage	yes	1	0.93	1	1.89	1	1.25	3	1.24
	No	107	99.07	52	98.11	79	98.75	238	98.76
laundry	yes	15	13.89	4	7.55	17	21.25	36	14.94
	No	93	86.11	49	92.45	63	78.75	205	85.06
Swimming pool	yes	1	0.93	0	0.00	2	2.50	3	1.24
	No	107	99.07	53	100.00	78	97.50	238	98.76
Hall service	yes	4	3.70	0	0.00	1	1.25	5	2.07
	No	104	96.30	53	100.00	79	98.75	236	97.93
Tour service	yes	2	1.85	1	1.89	2	2.50	5	2.07
	No	106	98.15	52	98.11	78	97.50	236	97.93
Parking service	yes	18	16.67	14	26.42	26	32.50	58	24.07
	No	90	83.33	39	73.58	54	67.50	183	75.93
Internet service	yes	85	78.70	42	79.25	47	58.75	174	72.20
	No	23	21.30	11	20.75	33	41.25	67	27.80
Computer games	yes	3	2.78	1	1.89	3	3.75	7	2.90
	No	105	97.22	52	98.11	77	96.25	234	97.10
Sport service	yes	1	0.93	1	1.89	0	0.00	2	0.83
	No	107	99.07	52	98.11	80	100.00	239	99.17
Bank service	yes	0	0.00	0	0.00	0	0.00	0	0.00
	No	108	100.00	53	100.00	80	100.00	241	100.00

Table 9) number and percentage rate of tourism accommodation complexes by the service provided in Kurdistan region's governorates in 2013

Type of service		Type of tourism establishment							
		tourism accommodation complexes							
		Erbil		Sulaimani		Duhok		Total	
		number	%	number	%	number	%	number	%
food	yes	1	4.35	1	5.88	0	0	2	0.05
	No	22	95.65	16	94.12	2	100	40	0.95
Alcoholic beverage	yes	1	4.35	1	5.88	0	0	2	0.05
	No	22	95.65	16	94.12	2	100	40	0.95
laundry	yes	3	13.04	3	17.65	0	0	6	0.14
	No	20	86.96	14	82.35	2	100	36	0.86
Swimming pool	yes	3	13.04	2	11.76	0	0	5	0.12
	No	20	86.96	15	88.24	2	100	37	0.88
Hall service	yes	2	8.7	1	5.88	0	0	3	0.07
	No	21	91.3	16	94.12	2	100	39	0.93
Tour service	yes	7	30.43	0	0	0	0	7	0.17
	No	16	69.57	17	100	2	100	35	0.83
Parking service	yes	13	56.52	13	76.47	2	100	28	0.67
	No	10	43.48	4	23.53	0	0	14	0.33
Internet service	yes	14	60.87	12	70.59	1	50	27	0.64
	No	9	39.13	5	29.41	1	50	15	0.36
Computer game	yes	2	8.7	0	0	0	0	2	0.05
	No	21	91.3	17	100	2	100	40	0.95
Sport service	yes	1	4.35	0	0	0	0	1	0.02
	No	22	95.65	17	100	2	100	41	0.98
Bank service	yes	0	0	1	5.88	0	0	1	0.02
	No	23	100	16	94.12	2	100	41	0.98

Table 10) number and percentage rate of tourism establishments by the service provided in Kurdistan region's governorates in 2013

Type of service		Type of tourism establishment								Type of tourism establishment								Type of tourism establishment							
		Hotel								Motel/apartment								Tourism accommodation complex							
		Erbil		Sulaimani		Duhok		Total		Erbil		Sulaimani		Duhok		Total		Erbil		Sulaimani		Duhok		Total	
		NO	%	NO	%	NO	%	NO	%	NO	%	NO	%	NO	%	NO	%	NO	%	NO	%	NO	%	NO	%
food	Yes	139	6069.87	33	31.13	38	40.86	210	49.07	8	7.41	2	3.77	8	10	18	7.47	1	4.35	1	5.88	0	0	2	4.76
	No	90	3930.13	73	68.87	55	59.14	218	50.93	100	92.59	51	96.23	72	90	223	92.53	22	95.65	16	94.12	2	100	40	95.24
Alcoholic beverage	Yes	33	1441.05	12	11.32	6	6.45	51	11.92	1	0.93	1	1.89	1	1.25	3	1.24	1	4.35	1	5.88	0	0	2	4.76
	No	196	8558.95	94	88.68	87	93.55	377	88.08	107	99.07	52	98.11	79	98.75	238	98.76	22	95.65	16	94.12	2	100	40	95.24
Laundry	Yes	103	4497.82	28	26.42	25	26.88	156	36.45	15	13.89	4	7.55	17	21.25	36	14.94	3	13.04	3	17.65	0	0	6	14.29
	No	126	5502.18	78	73.58	68	73.12	272	63.55	93	86.11	49	92.45	63	78.75	205	85.06	20	86.96	14	82.35	2	100	36	85.71
Swimming service	Yes	26	1135.37	3	2.83	3	3.23	32	7.48	1	0.93	0	0	2	2.5	3	1.24	3	13.04	2	11.76	0	0	5	11.9
	No	203	8864.63	103	97.17	90	96.77	396	92.52	107	99.07	53	100	78	97.5	238	98.76	20	86.96	15	88.24	2	100	37	88.1
Hall service	Yes	67	2925.76	14	13.21	4	4.3	85	19.86	4	3.7	0	0	1	1.25	5	2.07	2	8.7	1	5.88	0	0	3	7.14
	No	162	7074.24	92	86.79	89	95.7	343	80.14	104	96.3	53	100	79	98.75	236	97.93	21	91.3	16	94.12	2	100	39	92.86
Tour service	Yes	17	742.36	1	0.94	5	5.38	23	5.37	2	1.85	1	1.89	2	2.5	5	2.07	7	30.43	0	0	0	0	7	16.67
	No	212	9257.64	105	99.06	88	94.62	405	94.63	106	98.15	52	98.11	78	97.5	236	97.93	16	69.57	17	100	2	100	35	83.33
Parking service	Yes	69	3013.1	29	27.36	29	31.18	127	29.67	18	16.67	14	26.42	26	32.5	58	24.07	13	56.52	13	76.47	2	100	28	66.67
	No	160	6986.9	77	72.64	64	68.82	301	70.33	90	83.33	39	73.58	54	67.5	183	75.93	10	43.48	4	23.53	0	0	14	33.33
Internet service	Yes	191	8340.61	53	50	47	50.54	291	67.99	85	78.7	42	79.25	47	58.75	174	72.2	14	60.87	12	70.59	1	50	27	64.29
	No	38	1659.39	53	50	46	49.46	137	32.01	23	21.3	11	20.75	33	41.25	67	27.8	9	39.13	5	29.41	1	50	15	35.71
Covered game hall	Yes	24	1048.03	0	0	1	1.08	25	5.84	3	2.78	1	1.89	3	3.75	7	2.9	2	8.7	0	0	0	0	2	4.76
	No	205	8951.97	106	100	92	98.92	403	94.16	105	97.22	52	98.11	77	96.25	234	97.1	21	91.3	17	100	2	100	40	95.24

Table 11) number of vehicles in tourism establishments in 2013 compared to 2009 and 2013 at the level of Kurdistan region and governorates

	Bus	Other	Total
Duhok	3	11	14
Sulaimini	7	21	28
Erbil	33	55	88
Kurdistan region(2013)	43	87	130
Kurdistan region(2012)	38	80	116
Kurdistan region(2009)	11	69	80

Table 12) number of tourism establishments by the goods and building ownership and estimated building rental in 2013 compared to 2009 and 2012 in Kurdistan region and its governorates

	Building ownership		Goods ownership	
	Owned	Rental	Owned	Rental
Duhok governorate	115	60	138	37
Sulimani governorate	62	113	148	27
Erbil governorate	140	217	289	68
Kurdistan region (2013)	317	390	575	132
Kurdistan region (2012)	319	295	563	51
Kurdistan region (2009)	159	156	280	35

Table 13) number of workers in tourism establishments in Kurdistan region and its governorates by sex, nationality, wage, and benefits in 2013 compared to 2009 and 2012

	Type of workers	Sex	Number of workers at the end				Wage				Benefits				
			Iraqi	Arab	Foreigner	Total	Iraqi	Arab	Foreigner	Total	Iraqi	Arab	Foreigner	Total	
Erbil governorate	Unpaid workers	Male	303	1	6	310	-	-	-	-	-	-	-	-	
		Female	3	-	-	3	-	-	-	-	-	-	-	-	
	Paid workers	administrative	Male	603	92	56	751	4,940,962	1,682,360	1,120,082	7,743,402	58,294	84,337	20,345	162,976
			Female	60	22	12	94	550,088	227,680	314,900	1,092,668	6,600	13,601	11,701	31,902
		service	Male	1,375	460	551	2,386	9,296,168	3,119,934	4,424,608	16,840,710	251,520	180,230	186,860	618,610
			Female	75	40	85	200	564,976	334,680	1,002,116	1,901,772	19,270	27,800	31,170	78,240
	total			2,419	615	710	3,744	15,352,194	5,364,654	6,861,704	27,578,552	334,844	305,968	250,076	890,888
Sulaimani governorate	Unpaid workers	Male	145	-	3	148	-	-	-	-	-	-	-	-	
		Female	-	-	-	-	-	-	-	-	-	-	-	-	
	Paid workers	administrative	Male	214	15	30	259	1,574,552	93,884	90,487	1,758,923	27,720	6,622	19,038	53,380
			Female	16	1	5	22	126,660	7,200	38,330	172,190	4,658	-	854	5,512
		service	Male	432	52	157	641	2,562,766	299,275	608,492	3,470,533	21,663	4,527	7,554	33,744
			Female	65	10	44	119	358,980	59,640	251,275	669,895	5,650	1,400	1,677	8,727
	total			872	78	239	1,189	4,604,058	459,999	988,584	6,052,641	59,691	12,549	29,123	101,363

Tourism establishments survey in Kurdistan Region 2013

Con. Table 13) number of workers in tourism establishments in Kurdistan region and its governorates by sex, nationality, wage, and benefits in 2013 compared to 2009 and 2012

	Type of workers		Sex	Number of workers at the end				Wage				Benefits			
				Iraqi	Arab	Foreigner	Total	Iraqi	Arab	Foreigner	Total	Iraqi	Arab	Foreigner	Total
Duhok governorate	Unpaid workers		Male	183	-	3	186	-	-	-	-	-	-	-	-
			Female	5	-	1	6	-	-	-	-	-	-	-	-
	Paid workers	administrative	Male	169	17	1	187	980,832	97,040	15,840	1,093,712	2,450	1,300	-	3,750
			Female	13	6	1	20	85,320	27,100	4,320	116,740	-	300	-	300
		services	Male	303	52	46	401	1,585,432	222,588	310,160	2,118,180	17,080	2,430	4,500	24,010
			Female	41	14	48	103	249,080	45,600	311,440	606,120	6,650	1,130	7,100	14,880
	Total			714	89	99	902	2,900,664	392,328	641,760	3,934,752	26,180	5,160	11,600	42,940
	Kurdistan region (2013)	Unpaid workers		Male	631	1	12	642	-	-	1	-	-	-	-
Female				8	-	1	9	-	-	-	-	-	-	-	-
Paid workers		administrative	Male	986	124	87	1,197	7,496,346	1,873,284	1,226,409	10,596,037	88,464	92,259	39,383	220,106
			Female	89	29	18	136	762,068	261,980	357,550	1,381,598	11,258	13,901	12,555	37,714
		services	Male	2,110	564	754	3,428	13,444,366	3,641,797	5,343,260	22,429,423	290,263	187,187	198,914	676,364
			Female	181	64	177	422	1,173,036	439,920	1,564,831	3,177,787	31,570	30,330	39,947	101,847
Total			4,001	782	1,047	5,831	22,856,916	6,216,981	8,492,048	37,565,945	420,715	323,677	290,799	1,035,191	

Con. Table 13) number of workers in tourism establishments in Kurdistan region and its governorates by sex, nationality, wage, and benefits in 2013 compared to previous years

	Type of workers	Sex	Number of workers at the end				Wage				Benefits				
			<i>Iraqi</i>	Arab	Foreigner	Total	<i>Iraqi</i>	Arab	Foreigner	Total	<i>Iraqi</i>	Arab	Foreigner	Total	
Kurdistan region (2012)	Unpaid workers	Male	500	-	1	501	-	-	-	-	-	-	-	-	
		Female	2	-	-	2	-	-	-	-	-	-	-	-	
	Paid workers	administrative	Male	923	58	68	1,049	6,386,575	706,000	1,576,120	8,668,695	146,240	3,930	3,070	153,241
			Female	82	9	7	98	646,070	56,320	110,600	812,990	10,895	800	320	12,015
	Paid workers	service	Male	2,120	220	546	2,886	11,584,225	1,035,400	2,747,244	15,280,469	215,110	17,235	143,805	374,150
			Female	173	30	141	344	937,680	172,900	762,800	1,873,380	37,420	6,400	21,720	65,540
	Total			3,800	317	763	4,880	19,554,550	1,970,620	5,196,764	26,635,534	409,665	28,365	168,915	606,947
	Kurdistan region (2009)	Unpaid workers	Male	257	-	4	261	-	-	-	-	-	-	-	-
Female			7	-	-	7	-	-	-	-	-	-	-	-	
Paid workers		administrative	Male	545	3	12	560	2,597,117	16,000	64,320	2,677,437	43,134	-	-	43,134
			Female	53	2	3	58	252,542	15,400	9,558	277,500	2,057	-	-	1,057
Paid workers		service	Male	1,598	18	87	1,703	5,574,832	109,800	305,100	5,989,732	113,020	-	5,050	118,070
			Female	157	1	56	214	682,242	8,000	252,420	942,662	11,610	-	1,850	13,460
Total			2,617	24	162	2,803	9,106,733	149,200	631,398	9,887,331	169,821	-	6,900	175,721	

Table 14) number and percentage rate of guest, and night stay in tourism establishments in 2013 by nationality, month, and governorates in Kurdistan region

Month	Governorate	No. of guest (Iraqi)		Night stay (Iraqi)		No. guest (Arab)		Night stay (Arab)		No. of guest (foreigner)		Night stay (foreigner)		Total guests		Total night stay	
		Total	%	Total	%	Total	%	Total	%	Total	%	Total	%	Total	%	Total	%
January	Erbil	111952	77.45	253173	76.19	5365	65.36	17166	59.55	12884	66.10	44701	67.54	130198	75.59	315040	73.73
	Sulaimani	21739	15.04	51980	15.64	478	5.82	1685	5.85	3491	17.91	11832	17.88	25708	14.92	65497	15.33
	Duhok	10861	7.51	27155	8.17	2366	28.82	9974	34.60	3116	15.99	9650	14.58	16343	9.49	46779	10.95
	Total	144552	100.00	332308	100.00	8209	100.00	28825	100.00	19491	100.00	66183	100.00	172249	100.00	427316	100.00
February	Erbil	111796	75.94	251467	73.35	5757	75.33	19226	64.49	12197	61.96	41855	67.10	129768	74.32	312548	71.84
	Sulaimani	22448	15.25	54170	15.80	583	7.63	1929	6.47	4496	22.84	11596	18.59	27563	15.79	67695	15.56
	Duhok	12976	8.81	37204	10.85	1302	17.04	8657	29.04	2991	15.20	8930	14.32	17269	9.89	54791	12.59
	Total	147220	100.00	342841	100.00	7642	100.00	29812	100.00	19684	100.00	62381	100.00	174600	100.00	435034	100.00
March	Erbil	155069	75.95	335624	72.39	6000	67.56	19419	59.52	18275	69.68	60068	69.91	173143	74.28	415111	71.30
	Sulaimani	31295	15.33	74929	16.16	792	8.92	2665	8.17	4906	18.71	17079	19.88	36993	15.87	94673	16.26
	Duhok	17813	8.72	53085	11.45	2089	23.52	10541	32.31	3047	11.62	8779	10.22	22949	9.85	72405	12.44
	Total	204177	100.00	463638	100.00	8881	100.00	32625	100.00	26228	100.00	85926	100.00	233085	100.00	582189	100.00
April	Erbil	144261	75.66	313712	72.10	6012	71.24	21754	64.57	15920	67.27	50071	65.54	166133	74.59	385537	70.71
	Sulaimani	31027	16.27	74924	17.22	899	10.65	2121	6.30	4957	20.95	16035	20.99	36883	16.56	93080	17.07
	Duhok	15390	8.07	46493	10.68	1528	18.11	9816	29.14	2788	11.78	10296	13.48	19706	8.85	66605	12.22
	Total	190678	100.00	435129	100.00	8439	100.00	33691	100.00	23665	100.00	76402	100.00	222722	100.00	545222	100.00

Con. table 14) number and percentage rate of guest, and night stay in tourism establishments in 2013 by nationality, month, and governorates in Kurdistan region

Month	Governorate	No. of guest (Iraqi)		Night stay (Iraqi)		No. of guest (Arab)		Night stay (Arab)		No. of guest (foreigner)		Night stay (foreigner)		Total guests		Total night stay	
		Total	%	Total	%	Total	%	Total	%	Total	%	Total	%	Total	%	Total	%
May	Erbil	148,431	75.40	317,768	72.00	6,025	72.41	19,305	57.63	14,886	64.48	47,990	62.69	169,353	74.19	385,063	69.83
	Sulaimani	32,943	16.73	78,624	17.81	953	11.45	2,227	6.65	4,808	20.83	16,347	21.36	38,704	16.96	97,198	17.63
	Duhok	15,478	7.86	44,974	10.19	1,343	16.14	11,964	35.72	3,391	14.69	12,211	15.95	20,212	8.85	69,149	12.54
	Total	196,852	100.00	441,366	100.00	8,321	100.00	33,496	100.00	23,085	100.00	76,548	100.00	228,269	100.00	551,410	100.00
June	Erbil	183,064	75.17	377,702	69.89	6,029	67.74	20,044	64.25	15,497	64.41	50,947	63.98	204,626	74.00	448,693	68.90
	Sulaimani	37,625	15.45	89,320	16.53	1,119	12.57	2,348	7.53	5,390	22.40	18,210	22.87	44,134	15.96	109,878	16.87
	Duhok	22,851	9.38	73,402	13.58	1,752	19.69	8,807	28.23	3,173	13.19	10,470	13.15	27,776	10.04	92,679	14.23
	Total	243,540	100.00	540,424	100.00	8,900	100.00	31,199	100.00	24,060	100.00	79,627	100.00	276,536	100.00	651,250	100.00
July	Erbil	186,869	80.30	390,153	74.65	5,803	66.79	18,925	71.93	16,148	70.96	49,906	69.09	208,817	78.99	458,984	73.89
	Sulaimani	25,733	11.06	64,614	12.36	803	9.24	1,399	5.32	4,253	18.69	14,829	20.53	31,014	11.73	80,842	13.01
	Duhok	20,098	8.64	67,892	12.99	2,083	23.97	5,987	22.75	2,356	10.35	7,499	10.38	24,537	9.28	81,378	13.10
	Total	232,700	100.00	522,659	100.00	8,689	100.00	26,311	100.00	22,757	100.00	72,234	100.00	264,368	100.00	621,204	100.00
August	Erbil	219,637	74.13	459,334	67.73	5,773	65.79	17,977	59.52	15,099	66.86	49,174	67.51	240,114	73.37	526,485	67.39
	Sulaimani	41,547	14.02	99,777	14.71	1,095	12.48	1,646	5.45	5,226	23.14	16,959	23.28	47,868	14.63	118,382	15.15
	Duhok	35,104	11.85	119,113	17.56	1,907	21.73	10,580	35.03	2,257	9.99	6,709	9.21	39,268	12.00	136,402	17.46
	Total	296,288	100.00	678,224	100.00	8,775	100.00	30,203	100.00	22,582	100.00	72,842	100.00	327,250	100.00	781,269	100.00

Con. table 14) number and percentage rate of guests, and night stay in tourism establishments in 2013 by nationality, month, and governorates in Kurdistan region

Month	governorate	No. of guest (Iraqi)		Night stay (Iraqi)		No. of guest (Arab)		Night stay (Arab)		No. of guest (foreigner)		Night stay (foreigner)		Total guest		Total night stay	
		Total	%	Total	%	Total	%	Total	%	Total	%	Total	%	Total	%	Total	%
September	Erbil	295,634	82.18	382,723	68.12	5,593	70.31	17,739	63.14	14,039	63.10	44,969	61.86	315,266	80.85	445,431	67.22
	Sulaimani	38,590	10.73	92,489	16.46	1,015	12.76	1,576	5.61	5,448	24.49	18,144	24.96	45,053	11.55	112,209	16.93
	Duhok	25,529	7.10	86,627	15.42	1,347	16.93	8,778	31.25	2,762	12.41	9,585	13.18	29,638	7.60	104,990	15.84
	Total	359,753	100.00	561,839	100.00	7,955	100.00	28,093	100.00	22,249	100.00	72,698	100.00	389,957	100.00	662,630	100.00
October	Erbil	113,673	67.64	212,554	58.35	5,980	69.41	18,710	66.76	11,735	61.65	41,588	62.30	131,388	67.14	272,852	59.44
	Sulaimani	35,844	21.33	86,200	23.67	1,021	11.85	1,497	5.34	4,646	24.41	16,897	25.31	41,511	21.21	104,594	22.79
	Duhok	18,527	11.03	65,494	17.98	1,615	18.74	7,820	27.90	2,654	13.94	8,265	12.38	22,796	11.65	81,579	17.77
	Total	168,044	100.00	364,248	100.00	8,616	100.00	28,027	100.00	19,035	100.00	66,750	100.00	195,695	100.00	459,025	100.00
November	Erbil	100,762	70.44	182,666	62.36	5,742	75.66	19,684	73.10	11,911	60.39	40,845	60.69	118,415	69.51	243,195	62.82
	Sulaimani	28,965	20.25	70,815	24.18	426	5.61	1,742	6.47	4,612	23.39	15,856	23.56	34,003	19.96	88,413	22.84
	Duhok	13,325	9.31	39,441	13.46	1,421	18.72	5,502	20.43	3,199	16.22	10,604	15.76	17,943	10.53	55,547	14.35
	Total	143,052	100.00	292,922	100.00	7,589	100.00	26,928	100.00	19,722	100.00	67,305	100.00	170,361	100.00	387,155	100.00
December	Erbil	135,966	77.50	291,627	75.03	6,657	74.73	19,524	70.50	14,546	68.12	46,880	68.03	157,169	76.40	358,031	73.77
	Sulaimani	27,050	15.42	63,604	16.36	896	10.06	1,345	4.86	4,231	19.81	14,055	20.39	32,177	15.64	79,004	16.28
	Duhok	12,432	7.09	33,468	8.61	1,355	15.21	6,825	24.64	2,577	12.07	7,979	11.58	16,364	7.95	48,272	9.95
	Total	175,448	100.00	388,699	100.00	8,908	100.00	27,694	100.00	21,354	100.00	68,914	100.00	205,710	100.00	485,307	100.00
Total	Erbil	1,907,114	76.21	3,768,503	70.25	70,736	70.09	229,473	64.30	173,137	65.60	568,994	65.57	2,144,390	74.96	4,566,970	69.31
	Sulaimani	374,806	14.98	901,446	16.80	10,080	9.99	22,180	6.21	56,464	21.40	187,839	21.65	441,611	15.44	1,111,465	16.87
	Duhok	220,384	8.81	694,348	12.94	20,108	19.92	105,251	29.49	34,311	13.00	110,977	12.79	274,801	9.61	910,576	13.82
	Total	2,502,304	100.00	5,364,297	100.00	100,924	100.00	356,904	100.00	263,912	100.00	867,810	100.00	2,860,802	100.00	6,589,011	100.00

Table 15) number and percentage rate of guest, and night stay in tourism establishments in 2013 by nationality, month, and governorates in Kurdistan region

	No. of guests (Iraqi)		Night stay (Iraqi)		No. of guests (Arab)		Night stay (Arab)		No. of gests (foreigner)		Night stay (foreigner)		Total guests		Total night stay	
	%	Total	%	Total	%	Total	%	Total	%	Total	%	Total	%	Total	%	Total
Erbil governorate	76.21	1,907,114	70.25	3,768,503	70.09	70,736	64.30	229,473	65.60	173,137	65.57	568,994	74.96	2,144,390	69.31	4,566,970
Sulaimani governorate	14.98	374,806	16.80	901,446	9.99	10,080	6.21	22,180	21.40	56,464	21.65	187,839	15.44	441,611	16.87	1,111,465
Duhok governorate	8.81	220,384	12.94	694,348	19.92	20,108	29.49	105,251	13.00	34,311	12.79	110,977	9.61	274,801	13.82	910,576
Kurdistan region	100.00	2,502,304	100.00	5,364,297	100.00	100,924	100.00	356,904	100.00	263,912	100.00	867,810	100.00	2,860,802	100.00	6,589,011

Table 16) Total and percentage rate of guests and night stay in Hotels by nationality at the level of governorates and Kurdistan region in 2013

	No. of guests (Iraqi)		Night stay (Iraqi)		No. of guests (Arab)		Night stay (Arab)		No. of gests (foreigner)		Night stay (foreigner)		Total guests		Total night stay	
	%	Total	%	Total	%	Total	%	Total	%	Total	%	Total	%	Total	%	Total
Erbil governorate	75.04	1,306,137	69.38	2,600,444	70.5	59,963	65.95	194,149	64.35	149,639	65.49	489,268	73.55	1,509,142	68.56	3,283,861
Sulaimani governorate	18.03	313,800	20.34	762,334	11.79	10,029	7.24	21,312	23.93	55,646	24.59	183,710	18.51	379,736	20.2	967356
Duhok governorate	6.93	120,663	10.28	385,402	17.71	15,061	26.81	78,931	11.73	27,272	9.91	74,068	7.94	162,996	11.24	538401
Kurdistan region	100	1,740,600	100	3,748,180	100	85,053	100	294,392	100	232,557	100	747,046	100	2,051,874	100	4,789,618

Table 17) Total and percentage rate of night stay in Motels by nationality at the level of governorates and Kurdistan region in 2013

	No. of guest (Iraqi)		Night stay (Iraqi)		No. of guests (Arab)		Night stay (Arab)		No. of guest (foreigner)		Night stay (foreigner)		Total guests		Total night stay	
	%	Total	%	Total	%	Total	%	Total	%	Total	%	Total	%	Total	%	Total
Erbil governorate	76.36	451,706	70.52	885,354	53.60	5,886	45.04	22,271	67.42	15,586	59.93	55,518	75.63	473,178	68.98	963,143
Sulaimani governorate	7.92	46,871	9.18	115,258	0.44	48	1.74	861	2.95	682	3.46	3,202	7.61	47,601	8.54	119,321
Duhok governorate	15.71	92,957	20.30	254,899	45.96	5,047	53.22	26,320	29.63	6,850	36.61	33,917	16.76	104,852	22.55	315,136
Kurdistan region	100	591,534	100	1,255,511	100	10,981	100	49,452	100	23,118	100	92,637	100	625,631	100	1,397,600

Table 18) Total and percentage rate of night stay in tourism accommodation complexes by nationality at the level of governorates and Kurdistan region in 2013

	No. of guest (Iraqi)		Night stay (Iraqi)		No. of guests (Arab)		Night stay (Arab)		No. of guest (foreigner)		Night stay (foreigner)		Total guests		Total night stay	
	%	Total	%	Total	%	Total	%	total	%	Total	%	Total	%	Total	%	Total
Erbil governorate	87.47	145,907	77.9	274,574	99.94	4,669	99.94	12,470	96.03	7,854	85.98	24,043	88.18	158,430	79.17	311,087
Sulaimani governorate	8.47	14,135	6.77	23,854	0.06	3	0.06	7	1.66	136	3.32	927	7.95	14,274	6.31	24,788
Duhok governorate	4.06	6,764	15.33	54,047	0	0	0	0	2.31	189	10.7	2,992	3.87	6,953	14.52	57,039
Kurdistan region	100	166,806	100	352,475	100	4,672	100	12,477	100	8,179	100	27,962	100	179,657	100	392,914

Table 19) Income by the type of services in tourism establishments in 2013 compared to 2009 and 2012 in Kurdistan region and its governorates (1000 ID)

	Type of tourism unit	sleeping Cost		Sales value at selling price		Other incomes		Total	
		Total	%	Total	%	Total	%	total	%
Duhok governorate	Hotel	9,076,390	54.28	2,203,805	100	1,076,179	44.75	12,356,374	57.93
	Motel or apartment	6,924,557	41.41	-	0	1,328,560	55.25	8,253,117	38.69
	Tourism accommodation complexes	720,036	4.31	-	0	-	0	720,036	3.38
	Total	16,720,983	100	2,203,805	100	2,404,739	100	21,329,527	41754910
Sulaimani governorate	Hotel	25,042,037	71.95	4,072,815	93.46	2,453,693	94.68	31,840,045	75.76
	Motel or apartment	7,037,950	20.22	-	0	10,000	0.39	7,047,950	16.77
	Tourism accommodation complexes	2,725,315	7.83	285,100	6.54	128,000	4.94	3,138,415	7.47
	Total	34,805,302	100	4,357,915	100	2,591,693	100	41,754,910	100
Erbil governorate	Hotel	191,318,287	84.25	26,561,335	97.98	9,672,208	89.16	238,839,830	86.43
	Motel or apartment	22,635,227	9.97	353,957	1.31	172,250	1.59	23,161,434	8.38
	Tourism accommodation complexes	13,137,963	5.79	193,115	0.71	1,003,800	9.25	14,334,878	5.19
	Total	227,091,477	100	27,108,407	100	10,848,258	100	265,048,142	100
Kurdistan region (2013)	Hotel	225,436,714	80.91	32,837,955	97.53	13,202,080	83.32	283,036,249	83.32
	Motel or apartment	36,597,734	13.14	353,957	1.05	1,510,810	9.54	38,462,501	11.32
	Tourism accommodation complexes	16,583,314	5.95	478,215	1.42	1,131,800	7.14	18,193,329	5.36
	Total	278,617,762	100	33,670,127	100	15,844,690	100	328,132,579	100
Kurdistan region (2012)	Hotel	163,835,439	69.7	9,980,727	95.4	6,939,860	86.3	180,756,026	71.3
	Motel or apartment	37,634,781	16.0	444,552	3.9	194,100	2.5	38,273,433	15.1
	Tourism accommodation complexes	33,539,540	14.3	80,500	0.7	903,000	11.2	34,523,040	13.6
	Total	235,009,760	100	10,505,779	100	8,036,960	100	253,552,499	100
Kurdistan region (200)	Hotel	54,442,503	73.59	7,381,144	99.55	5,359,323	91.24	68,502,646	77.33
	Motel or apartment	15,104,027	20.42	20,000	0.27	440,860	7.51	15,564,887	17.57
	Tourism accommodation complexes	4,429,512	5.99	13,200	0.18	74,000	1.26	4,516,712	5.10
	Total	73,976,042	100	7,414,344	100	5,874,183	100	88,584,245	100

Table 20) value of purchases, sales and stock by items and governorates in Kurdistan region in 2013 compared to 2009 and 2012 (1000 ID)

Governorates	Commodities	First stock	Purchase at purchasing value	Sale at selling value	Last stock
		Total	Total	Total	Total
Erbil governorate	Foodstuff	239,445	8,287,887	17,392,353	199,122
	Cigarette	32,357	175,620	362,439	24,120
	Soft drinks	50,017	271,373	437,316	40,410
	Alcoholic beverages	212,985	1,556,425	8,270,377	79,664
	Other	71,585	2,884,448	4,296,982	19,895
	Total	608,189	13,175,753	27,704,777	363,211
Sulaimani governorate	Foodstuff	36,831	2,273,017	3,631,355	139,257
	Cigarette	-	6,446	19,900	2,187
	Soft drinks	3,870	240,178	276,034	5,653
	Alcoholic beverages	9,239	161,681	680,000	69,626
	Other	11,801	207,747	56,150	526,090
	Total	61,741	2,889,069	4,663,439	742,813
Duhok governorate	Foodstuff	120,290	1,011,942	1,739,028	48,350
	Cigarette	9,815	27,078	39,925	8,930
	Soft drinks	5,078	11,859	26,827	3,200
	Alcoholic beverages	46,500	92,514	382,025	28,600
	Other	100	12,288	16,000	200
	Total	181,783	1,155,681	2,203,805	89,280

Tourism establishments survey in Kurdistan Region 2013

Con. Table 20) value of purchases, sales and stock in 2013 compared to 2009 and 2012 in Kurdistan region and its governorates (1000 ID)

Kurdistan region	Commodities	Last stock	Purchase at purchasing value	Sale at sailing value	First stock
		Total	Total	Total	Total
2013	Foodstuff	396,566	11,572,846	22,762,736	386,729
	Cigarette	42,172	209,144	422,264	35,237
	Soft drinks	58,965	523,410	740,177	49,263
	Alcoholic beverages	268,724	1,810,620	9,332,402	177,890
	Other	83,486	3,104,483	4,369,132	546,185
	Total	851,713	17,220,503	34,572,021	1,195,304
2012	Foodstuff	180,550	4,932,428	6,555,024	114,140
	Cigarette	49,550	88,752	183,325	43,710
	Soft drinks	39,260	428,294	827,768	25,469
	Alcoholic beverages	115,250	917,190	1,863,917	88,648
	Other	200	626,280	1,075,745	1,590
	Total	384,810	6,992,944	10,505,779	273,557
2009	Foodstuff	367,676	1,966,161	2,951,312	158,243
	Cigarette	38,874	96,555	125,929	28,885
	Soft drinks	7,033,943	5,990,502	7,562,862	21,129
	Alcoholic beverages	114,166	463,501	900,555	77,195
	Other	319,895	620,586	492,631	461,906
	Total	7,874,554	9,137,305	12,033,289	747,358

Table 21) value of purchased goods in tourism establishments by governorates in Kurdistan region in 2013 (1000 ID)

Type of commodities	Duhok governorate	Sulaimani governorate	Erbil governorate
spares	163,131	424,580	1,532,978
stationery	94,540	586,864	1,190,249
Oil (fuels)	1,044,502	1,160,681	4,970,079
Gas	101,213	244,003	1,202,979
Staff requirements	157,274	706,980	2,550,264
Water	287,459	208,577	631,676
Electricity	1,106,652	1,660,630	8,400,246
Other	3,447,543	5,386,397	23,333,041
Total	6,402,314	10,378,712	43,811,512

Table 22) Expenditure on services in tourism establishments in 2013 by type of services at the level of governorates in Kurdistan region (1000 ID)

Expenditure on services	Duhok governorate	Sulaimani governorate	Erbil governorate
Building maintenance	799,205	450,373	3,795,916
Rent fixed assets	2,288,550	6,069,560	21,884,955
advertisement	58,018	292,706	1,163,916
communication	146,622	380,148	2,090,869
Legal services	60,149	48,076	162,836
Other	764,887	228,811	526,672
Total	3,616,031	7,469,098	29,655,364

Table 23) Value of Exchanges expenses in tourism establishments by type and governorates in Kurdistan region for 2013 (1000 ID)

expenses of exchanges	Duhok governorate	Sulaimani governorate	Erbil governorate
Charges and taxes	188,061	147,103	373,122
Insurance deposit	-	800	777,011
Donation and aids	13,850	-	624,347
membership	153,770	31,000	1,280,264
Expenses of the last years	106,686	139,167	401,813
Incidental expenses	-	-	1,278,353
Capital loses	26,929	1,500	173,662
Total	490,696	319,570	4,908,572

Table 24) the value of fixed assets for tourism establishments in 2013 compared to 2009 and 2012 in Kurdistan region and its governorates

Governorates	Type of assets	Balance at the beginning of the year	Addition during the year (purchased assets)			Transferred assets from projects under implementation	discarded assets (book value)		depreciation of the year	Balance at the end of the year
			Domestic/new	Domestic/used	import		Sold	Removed		
		total	Total	Total	Total	Total	Total	Total	Total	total
Erbil	Land	1,579,465,200	-	-	-	2,000,000	-	-	-	1,581,465,200
	Building	1,020,709,559	7,500	-	33,000	3,600,000	-	-	82,290,378	942,059,681
	Furniture	163,724,936	46,850	8,920	1,632,771	1,200,500	116,965	322,170	31,735,847	134,438,995
	kitchen appliances	5,955,166	2,800	400	283,745	700,250	16,450	96,385	894,630	5,934,896
	Transportation mean	2,648,000	-	-	126,050	-	290,000	450	259,740	2,223,860
	Other	2,276,825	-	-	38,130	-	1,950	12,330	225,292	2,075,383
	Total	2,774,817,686	57,150	9,320	2,114,696	7,501,100	425,465	431,485	115,411,587	2,668,231,415
Sulaimani	Land	60,782,070	-	-	-	-	-	-	-	60,782,070
	Building	64,128,730	-	-	-	-	-	-	588,002	63,540,728
	furniture	13,970,510	-	5,500	109,324	-	3,700	9,500	1,250,084	12,822,050
	kitchen appliances	12,754,217	-	-	4,740	-	-	1,600	110,584	12,646,773
	Transportation mean	647,425	-	-	-	-	-	-	50,265	597,160
	Other	-	-	-	-	-	-	-	-	-
	Total	152,316,452	-	5,500	116,064	-	3,700	12,100	2,010,135	150,412,081

Con. Table 24) the value of fixed assets for tourism establishments in 2013 compared to 2009 and 2012 in Kurdistan region and its governorates

Kurdistan region	Type of assets	Balance at the beginning of the year	Addition during the year (purchased assets)			Transferred assets from projects under implementation	discarded assets (book value)		depreciation of the year	Balance at the end of the year
			Domestic/new	Domestic /used	Import		sold	Removed		
			Total	Total	Total		Total	Total		
2013	Land	1,640,247,270	-	-	-	2,000,000	-	-	-	1,642,247,270
	Building	1,219,270,409	7,500	-	33,000	3,600,000	10	-	85,490,696	1,137,420,203
	Furniture	195,956,155	69,500	14,420	2,067,551	1,200,500	125,665	475,786	36,508,931	162,197,744
	kitchen appliance	19,921,825	20,550	400	341,936	700,250	23,350	136,223	1,189,766	19,635,622
	Transportation mean	3,456,035	-	-	126,050	-	290,000	450	325,806	2,965,829
	Other	3,010,470	-	-	38,130	-	1,950	12,580	300,082	2,733,988
	total	3,081,953,914	97,550	14,820	2,609,667	7,501,100	441,075	626,189	123,834,206	2,967,275,581
2012	Land	256,922,250	-	-	-	-	-	-	100,000	256,822,250
	Building	282,644,404	33,200	-	127,200	6,000	-	3,000	7,970,485	274,837,319
	Furniture	66,007,419	52,850	6,000	1,280,555	1,000	168,240	319,305	10,914,618	55,945,661
	kitchen appliance	5,431,964	3,800	800	183,230	-	38,300	61,470	750,554	4,769,470
	Transportation mean	2,234,168	-	-	-	-	-	-	218,226	2,015,942
	Other	2,727,282	1,300	-	25,500	-	2,600	6,570	273,228	2,471,684
	Total	615,967,487	91,150	6,800	1,616,485	7,000	209,140	390,345	20,227,111	596,862,326

Con. Table 24) the value of fixed assets for tourism establishments in 2013 compared to 2009 and 2012 in Kurdistan region and its governorates

Kurdistan region	Type of assets	Balance at the beginning of the year	Addition during the year (Purchased assets)			Transferred assets from projects under implementation	discarded assets (book value)		depreciation of the year	Balance at the end of the year
			Domestic/new	Domestic/used	Import		Sold	removal		
		Total	Total	Total	Total	Total	Total	Total	Total	Total
2009	Land	46,126,720	-	-	-	-	-	-	100,000	46,026,720
	Building	179,291,393	-	-	56,781	5,000	-	-	10,576,002	153,840,979
	Furniture	31,631,286	181,400	6,700	1,034,376	-	19,900	62,750	3,622,951	28,898,001
	kitchen appliance	3,621,166	9,060	-	136,600	-	-	19,000	443,115	3,302,011
	Transportation mean	1,132,622	-	-	26,500	-	-	48,120	128,972	982,030
	Other	1,682,036	-	-	69,379	-	-	-	273,181	1,478,234
	Total	263,485,223	190,460	6,700	1,323,636	5,000	19,900	129,870	15,144,221	234,527,975

Table 25) Value and quantity of materials purchased in tourism establishments in 2013 at the level of Kurdistan region and its governorates (1000 ID)

Items	Duhok governorate		Sulaimani governorate		Erbil governorate		Kurdistan region	
	Quantity	Value (1000 ID)	Quantity	Value (1000 ID)	Quantity	Value (1000 ID)	Quantity	Value (1000 ID)
	Total	Total	Total	Total	Total	Total	Total	Total
Rice	45,948	425,851	35,370	72,977	236,417	2,188,894	317,735	2,687,722
Eggs	286,020	53,514	34,475	103,441	160,369	424,193	480,864	581,148
Chicken	14,372	30,290	61,786	824,486	188,374	641,661	264,532	1,496,437
River fish	100	425	14,710	102,318	28,615	326,590	43,425	429,333
Sea fish	43,712	9,260	7,229	144,575	55,735	412,525	106,676	566,360
Red meat	13,762	171,343	48,308	799,164	245,615	3,827,303	307,685	4,797,810
Milk and milk product	39,723	113,709	66,258	353,846	304,864	1,333,678	410,845	1,801,233
Non-canned date	-	-	-	-	30,764	95,804	30,764	95,804
Potato	18,322	13,937	52,358	24,394	89,705	86,608	160,385	124,939
Mineral water	1,513,145	141,570	485,060	170,094	3,714,055	1,786,881	5,712,260	2,098,545
Sugar	26,127	28,789	40,776	42,986	177,309	278,693	244,212	350,468
tea	2,447	9,874	7,197	34,508	83,550	317,546	93,194	361,928
Vegetable fat and oil	13,412	15,042	16,302	39,932	106,082	275,892	135,796	330,866
Tomato past	5,580	9,163	5,231	20,223	53,199	319,670	64,010	349,056
Soft drink	1,602	11,965	64,331	62,532	135,812	445,498	201,745	519,995
Beer	3,810	92,514	31,382	154,781	53,287	1,368,895	88,479	1,616,190
Cigarettes	14,242	31,393	11,030	13,446	56,024	238,948	81,296	283,787
Flour	1,935,109	112,714	63,569	61,762	577,653	591,926	2,576,331	766,402
Bean	22,939	49,768	10,070	19,135	47,078	114,838	80,087	183,741
Lentil	4,610	5,411	12,430	26,690	99,105	245,823	116,145	277,924
Chickpea	6,020	9,854	4,702	9,428	34,221	83,944	44,943	103,226
Other legumes	8,700	12,950	12,980	26,720	40,367	128,512	62,047	168,182
Fruits	20,290	20,664	95,941	145,581	392,685	978,574	508,916	1,144,819
Vegetables	23,617	20,735	95,136	89,055	481,907	512,989	600,660	622,779
Other	34,211	22,844	130,338	149,033	224,487	560,593	389,036	732,470
Total	130,513	1,413,579	142,794	3,491,107	1,619,433	17,586,478	1,892,740	22,491,164

Table 26) General information about tourism establishments in Kurdistan region and its governorates in 2013

Type of tourism establishment	Subject	Erbil governorate		Sulimani governorate		Duhok governorate	
		Area m ²	No.	Area m ²	No.	Area m ²	No.
Hotel	Parking	8,257	27	19,050	34	27,225	111
	Area and number of rooms	989	392	852	453	1,820	1,427
	Single room	2,013	1,621	9,415	1,335	5,458	3,014
	Double room	1,336	302	2,054	987	4,601	2,523
	Suite room	8,360	21	4,231	30	4,770	203
	Garden	220	131	1,374	80	303	322
	Floor	300	250	5,003	329	815	898
	Hall 1	3,461	33	2,300	21	7,210	568
	Hall 2	4,819	197	1,400	3	6,894	197
Hall 3	2,277	30	850	1	4,655	27	
Motel or apartment	Parking	10,503	42	2,670	8	6,715	18
	Area and number of rooms	268	192	187	31	170	56
	Single room	914	463	125	27	623	278
	Double room	4,355	683	2,669	646	3,029	1,013
	Suit room	2,898	32	971	23	4,123	30
	Garden	49	52	214	37	1	67
	Floor	150	246	6,465	165	422	274
	Hall 1	1,425	40	270	9	540	3
	Hall 2	1,829	16	-	-	848	3
Hall 3	510	6	-	-	-	-	

Con. Table 26) General information about tourism establishments in Kurdistan region and its governorates in 2013

Type of tourism establishment	Subject	Erbil governorate		Sulaimani governorate		Duhok governorate	
		Area m ²	No.	Area m ²	No.	Area m ²	No.
Tourism complex	Park	1,300	3	5,400	18	9,250	90
	Area and number of rooms	-	-	-	-	128	146
	Single room	-	-	135	29	1,984	100
	Double room	180	107	2,330	186	932	360
	Suite room	150	82	13,385	85	6,156	63
	Garden	-	-	540	3	250	3
	Floor	-	2	8,500	6	1,000	16
	Hall 1	70	1	1,000	-	1,400	1
	Hall 2	30	1	-	-	-	-
	Hall 3	-	-	-	-	-	-
Kurdistan region 2013	Park	20,060	72	27,120	60	43,190	219
	Area and number of rooms	1,257	584	1,039	484	2,118	1,629
	Single room	2,927	2,084	9,675	1,391	8,065	3,392
	Double room	5,871	1,092	7,053	1,819	8,562	3,896
	Suite room	11,408	135	18,587	138	15,049	296
	Garden	269	183	2,128	120	554	392
	Floor	450	498	19,968	500	2,237	1,188
	Hall 1	4,956	74	3,570	32	9,150	572
	Hall 2	6,678	214	1,400	3	7,742	200
	Hall 3	2,787	36	850	1	4,655	27

Questionnaire

Tourism Establishments form for survey 20.....

Use "X" in appropriate place

- 1- The name of tourism place.....
- 2- The name of the owner of the place or person in charge of business.....
- 3- The address of the tourism place: governorate.....district.....sub-district.....the number of quarter.....the number of the street.....
The number of the building.....
- 4- Telephone number.....

Code of administrative unit	Form series	Hotel (1)	Motel or apartment (2)	Tourism complex (3)

5- Ownership

Administrative ownership of the enterprise			Building ownership of the enterprise			ID code
Mixed	Private	Public	Mixed	Private	Public	
3	2	1	3	2	1	001

6- Range category

Luxury, 5-star	1 st - 4-star	2 nd - 3-star	3 rd -2-star	4 th -1-star	5 th - popular	Activity code
1	2	3	4	5	6	

7- Legal status

Public sector	Private sector				Activity code
	Personal company	Partnership company	Joint stock company	limited liability company	
1	2	3	4	5	003

8- Capital of the enterprise

The share of government in the whole capital- in case of mixed	Capital (1000 ID)	Date of starting activity	Activity code
			4

Notes: 1. [do not use comma and fraction numbers]. 2. [Monetary value is in 1000 IQD]
3. [Do not use pencil please]

1- The cost for sleeping per night, the number of rooms and beds and the number of houses and apartments

the cost for sleeping per night(1000IQD)			The number of houses or apartments in the entity	Number of beds for guest		Number of rooms for guest	Number of other rooms	ID code
For bed	For apartment	For house		Double	Single			
8	7	6	5	4	3	2	1	005

2- Dose the entity provide the following services? Use **X** in appropriate place

type of services	No	Yes	006
1- Food	0	1	
2- Alcoholic beverages	0	1	
3- laundry	0	1	
4- swimming	0	1	
5- hall	0	1	
6- tour	0	1	
7- parking	0	1	
8- internet	0	1	
9- Internet Games	0	1	
10- sport and games	0	1	
11- bank service	0	1	
12- other services (specify please)	0	1	
Total			

3- Number of cars

Bus	Other	Total	ID code
			007

4- Ownership of building and goods

Ownership of goods			Ownership of the building			ID code
Rental (2)	Owned (1)	Estimated rent*	Rental (2)	Owned (1)	Estimated rent*	
						008

* Write the estimated rent at the case when he himself/she herself is the owner.
Value is 1000 IQD

5- number, classification, wage, and pay in kind of workers during 20.....

Classification of workers		sex	Number of workers at the end of the year				wage				Pay in kind				كۆدى پسوله
			Iraqi	Arab	Foreigner	Total	Iraqi	Arab	Foreigner	Total	Iraqi	Arab	Foreigner	Total	
Un paid workers include the owner of the entity		Male													11
		Female													
Paid workers	Administrative workers	Male													13
		Female													14
	services	Male													15
		Female													16
Total														17	

*** Black coloured cells would not be filled in**

6- Distribution of guests by their nationality in 20.....

Months	Iraqi		Arab		Foreigner		Total		ID code
	Number of guests	Nights stay (bed/day)	Number of guests	Nights stay (bed/day)	Number of guests	Nights stay (bed/day)	Number of guests	Nights stay (bed/day)	
January									031
February									032
March									033
April									034
May									035
June									036
July									037
August									038
September									039
October									040
November									041
December									042
Total									043

7- The value of income

Type of income	Value in 1000 ID	ID code
Cost for sleeping		051
The value of sales (at selling price)		
Other incomes		
Total		

8- The value of purchases, sales and goods in warehouse

Total goods	The first stock	Purchase at purchasing price	Sale at selling price	The last stock	ID code
Foodstuff					061
Cigarette					062
Soft drinks					063
Alcoholic beverages					064
Others					065
Total					066

9- Revenue and the rent of the lands

Details	Value in 1000 ID	ID code
Revenue from dept		071
Revenue from borrows		
lands hiring cost		
Total		

10- Requirements

Accounting management	details	Value in 1000 IQD	ID code
	needs		81
3221	Oil (fuel)		
3222	Gas		
323	Spare materials		
325	Stationery		
3261	Staff requirements (working clothes, foodstuff, medical cares)		
3271	water		
3272	electricity		
	Other		
	Total		
Expenditure on services			82
331	Repairmen (maintenance) services for building		
3331	Advertising		
335	To rent fixed properties		
3365	Legal services		
3344	communication		
3369	Other		
	Total		
Exchanged expenditures			83
384	Charges and taxes)except income taxes)		
3362	Insurance deposit		
3831	Donation and aids		
3361	membership		
391	Expenses of the last years		
392	Incidental expenses		
393	Capital loses		
	Total		

11- The value of fixed assets

Accounting manager	Type of asset	Balance at the beginning of the year (book value)	Addition during the year			Transferred assets from projects under implementation	discarded assets (book value)		Obsolete of the year	Balance at the end of the year	ID code
			Open assets				sale	removed			
			Local/new	Local/used	Imported						
			1	2	3		4	5			
111	Land									91	
112	Building									92	
116	Goods									93	
115	Chicken appliance									94	
114	Transportation means									95	
	Other									96	
	Total									97	

Total (9) (at the end of the year) = (1+2+3+4+5) - (6+7+8)

The obsolete of the current year = land not included, building 2%, goods 20%, kitchen appliances 15%, transportation means 10%, others 10%

12- The value and quantity of purchased materials during 20.....

Code	Goods/ Items	Measuring unit	purchased	
			Quantity	Value in 1000 ID
101	Rice	kg		
102	Eggs	pack		
103	Chicken	kg		
104	River fish	kg		
105	Sea fish	kg		
106	Red meat	kg		
107	Milk and milk product	kg		
108	Not-canned date	kg		
109	Potatoes	kg		
110	Mineral water	litre		
111	Sugar	kg		
112	Tea	kg		
113	Fat and vegetable oil	kg		
114	Tomato paste	kg		
115	Soft drinks	box		
116	beer	box		
117	Cigarettes	box		
118	Flour	kg		
119	Beans	kg		
120	lentil	kg		
121	Chickpea	kg		
122	Other legumes	kg		
123	fruits	kg		
124	Vegetables	kg		
125	others			
200	Total			

<p>By this I confirm accuracy of all information that I have given on tourism unit</p> <p>Name of the owner of the Tourism place</p> <p>Signature: Date / /</p> <p>Seal:</p>	<p>it has been verified by [The name of statistician]</p> <p>Signature:</p> <p>Date / /</p>
--	---

12. General information about tourism establishment

Series	subject	Area m ²	Number		ID code
1	Parking				125
2	Number and the area of rooms				126
	Single room				127
	Double room				128
	Suite room				129
3	Garden				130
4	Elevator				131
5	Floor				132
6	Hall			Number of chairs	133
	-1 <input type="text"/>				134
	-2 <input type="text"/>				135
	-3 <input type="text"/>				136
7	Email:				

Geographic coordinate of the tourism establishment

N.....

E.....

Ministry of planning
Kurdistan Region Statistics Office
[www. Krso.gov.krd](http://www.Krso.gov.krd)