



Kurdistan Regional Government  
Ministry of planning  
Kurdistan region statistics office

جمهورية العراق  
وزارة التخطيط - الجهاز المركزي للإحصاء



# Internal trade Survey in Private sector in Iraq and Kurdistan region 2012-2013 (Wholesale and retail trade, sale and repair of vehicles)



Trade statistics department

June 2014

Kurdistan Regional Government  
Ministry of planning  
Kurdistan region statistics office

# **Internal trade Survey in Private sector in Iraq 2012-2013**

## **(Wholesale and retail trade, sale and repair of vehicles)**

**Trade statistics department**  
**June 2014**

©June 2014 Kurdistan Region Statistics Office/ Ministry of planning

All right reserved

Suggested Citation:

Kurdistan Region Statistics Office, 2014, trade statistics department," *Internal trade Survey in Private sector in Iraq 2012-2013 (Wholesale and retail trade, sale and repair of vehicles)*"

For more information please contact on:

Email: [contact@krso.gov.krd](mailto:contact@krso.gov.krd)

Website: [www.krso.gov.krd](http://www.krso.gov.krd)

Tel: +964(0)662559170

## **Acknowledgment**

Ministry of planning/ Kurdistan region statistics office happily expresses its gratitude to all - high committee, technical committee, administration and financial committee, receiving and delivering committee, central supervisor, local supervisor, and field teams - who involved in this survey through their hard work and participated in all stages of this survey that contribute to the success of the survey through designing form, training, field work, auditing, data entry process and report preparation.

KRSO also offers its deep thanks to all establishments in private sectors for providing information and contributing to the success of internal trade survey in Kurdistan region.

## Survey team

### High Committee

- D. Mahdi Muhsin. A / president of central statistic organization manager
- Mr. Sirwan Mohammad.M / president of Kurdistan region satistic office member
- Mrs. Sana Abbas.S / general managerfor technical affairs member
- Mrs. Dalali Haso. M / general manager foradministrative and finnacial affairs member
- Mrs. Hana Abduljabar. S / advisor / coordinator member
- Mrs.Sadiqa Baqr. A / managerof trade statistics member
- Mr.Fakhri Hamid. J / expert and mnagerof national acount member
- Mr.Saa'd Zaglul. B / Managerof price Index member
- Mrs.Nada Ahmad. A / Assistant of statistician managers / trade statistics member
- Mr.Mhammed sabir. O/ Kurdistan region satistic office / member
- Mrs.Basima H'ana. S/ Kurdistan region satistic office / member

### Technical Committee

- Mrs. Sans Abbas. S / director general for technical affairs director
- Mrs Hana Abduljabar. S / expert / project coordinator member
- Mrs.Sadiqa Baqr. A / manager of trade statistics member
- Mr. Fakhri Hamid. J / expert and manager of national account member
- Mr. Saa'd Zaglul. B / manager of price Index member
- Mrs. Bushra Abduljawad. A / Assistant of statisticians manager/ IT member
- Nada Ahmad Amin / Assistant of statistician managers / Trade statistics member

### Administrative and financial committee

- Mrs Dalali Haso. M / Director general for administrative and financial affairs director
- Mr.Hazam Mhammed. J / human resource manager member
- Mrs. Sadiqa Baqr. A/ manager of trade statistics member
- Mrs. Iman Abdulraza. S / manager of accounting member
- Mrs. Abdulhsen Neema, F / manager of administrative affairs member
- Mrs. Haider Riyadh. A / printing manager member
- Mrs. Nida Hsen. A / manager of dessimation and relationship member
- Yusif Issa. A/statistical assistant /trade statistics member and determiners

### Programing and analysis committee

- Mr. Emmad Naji. A / director general of IT and technology office manager
- Mr. Ayad Jawad. H / manager of statistical analysis member
- Mrs.Bushra Abduljawad. A / Assistant of statistician managers/ IT member

- Mrs. Nada Ahmad. A / Assistant of statistician managers / trade statistics member
- Mrs. Bushra Nasif. J/ senior statistician / statistical analysis unit member
- Mr. Ahmed Essam. Z / programmer / IT office member

### Central supervisor

- Mhammed Sabir. Umer - Kurdistan region statistics office
- Abas Fazil. Mhammed – Central statistics Organization
- Hanan Abdulmir Ghalum – Central statistics Organization
- Ebtihal Hasan raazi – Central statistics Organization
- Ahmmad Sabih Aziz – Central statistics Organization
- Yusif Essa Ali – Central statistics Organization
- Nahla Mhammed Sharif – Central statistics Organization
- Zainab Safah Abd – Central statistics Organization
- Lama Tahsin Kamil – Central statistics Organization
- Zina Ali Kazim – Central statistics Organization
- Nur Badri Hamid – Central statistics Organization
- Haisam Hisham Qasim – Central statistics Organization
- Taha Azhar Mhammed – Central statistics Organization

### Local Supervisor

- Nawfal Sleman Talab – Nainawa Statistics office manager
- Adnan Raza Babaadel – Kirkuk Statistics office manager
- Jasim sa'eed Hsen – Diyala Statistics office manager
- Allaaddin Mahmud Khairulla – Anbar Statistics office manager
- Abdulla Ahmad Asif – Nainawa Statistics office manager
- Abdulkarim Jasim Mhammed – Bagdad Statistics office manager (6 months)
- Abdulbast Abdulrazaq Zaher – Bagdad Statistics office manager (6 months)
- Abdulmir Sabah Mhammed – Babel Statistics office manager
- Abdulmir Sabah Mhammed – Babel Statistics office manager
- Adib Mhammed Ali Majid - Karbala Statistics office manager
- Abdulhusen lifta Hamud – Wasit Statistics office manager
- Abdulmurtah Khairula Ebrahim – Salahaddin Statistics office manager
- Sheko Abdulkarim yasin – Erbil Statistics office
- Ahmmmed Barzan Jalal – Erbil Statistics office
- Mahmud Osman – Slemani Statistics office
- Shamal Rauf Hamad – Slemani Statistics office
- Kazim Ebrahim Abdurahman – Duhok Statistics office
- Abdulstar Mhammed Abdula – Duhok Statistics office
- Faiq Aziz Majid - Najaf Statistics office manager
- Fazil Abdulhar Abd - Qadisya Statistics office manager

- Manih Bahlus Atiya - Musanna Statistics office manager
- Abas Dawud Shati - Ziqar Statistics office manager
- Khalaf Ali Abnia - Misan Statistics office manager
- Ahmmad Abdulhafiz Sleman - Basra Statistics office manager

### **Reports Preparation team For Arabic Language**

- Sadiqa Baqr Abdulla / manager of trad statistics / central statistics Organization
- Nada Ahmad Amin / Assistant of statistician managers /manager oftrade statistics /CSO
- Bushra Nasif Jasim / senior statistician / statistical analysis unit/CSO
- Zainab Safah Abd / statistician /manager of trade statistics / CSO

### **Reports Preparation team For Kurdish Language**

- Mhammed Sabir Umer - trade statistics unit manager
- Fuad Sa'eed Mhammed – translator
- Begard Sabir Aziz – Aranging and typing
- Dlkhuwaz Sabir Othman – Aranging and typing

### **Dissemination Standards observer**

- Suad Bakir Faqe – Dissemination unit manager

### **Maps Preparation team**

- Mirfat Abdulla Hadi / IT office / GIS
- Saif Fawzi Abbas / IT office / GIS
- Raqiya Abdulrazaq Ghali / IT office / GIS
- Sara Ebrahim Abdulamir / IT office / GIS

## Field Work Teams

### Dohuk

Kikn Jamil Ehsan  
Daraf Abdulla Nasir

### Nainawa

Khalid Khzir  
Abdulla  
Fahid Sleman Ahmad  
Ayad Tariq Yusif  
Abdulla natiq Sa'eed

### Slemani

Siwan Hama Salh  
Ari Mahmud Qadir  
Mahmud Hama Gharib

### Karkuk

Abdurahman Qabil hasib  
Mhammed Raza Baba Adel  
Khalil Naaman Samir

### Erbil

Rzgar Arf Jargiz  
Ayad Ahmmad hasan  
Hawkar Tufiq Mhmmmed

### Diyala

Adbulhadi hashm Mhammed  
Adel Hasan Azam  
Wisal Ghazi Mhammed

### Anbar

Qais Jabar Khalaf  
Yasr Talib Zedan  
Shukri Abdulla Mhammed

### Bagdad

Esmail ebrahim Esmail  
Qais Aribi Hamid  
Ali mstafa Jawad  
Khalid Walid Mhammed  
Mhammed  
Yasin Tarish  
Hsein Mhammed Kazim  
Abdurazaq Mahdi Hasan

### Babel

Hamid Jalub Mhammed  
Safa Naim Razuqi  
Muhanad Abdulhadi Salman

### Karbala

Qasim Fazil Khzir  
Salam Muhsen husen

### Wasit

Adnan Khalif Shahin  
Riyadh Abdulbari abdulHasan

### Salahaddin

Saad Eissa Hasan  
Ahmmmed Khalid Mhammed

### Najaf

Ebdul Hasan Hamza  
Zrkham Mhe Najim 6 month  
Abdulkarim kazim Mahdi 6 month

### Qadisiya

Hisamadin Ahmmad Sadun  
Rahim Mhammed Hashim

### Musanna

Jawad Karim Sahar  
Ali Karim Aliwi

### Ziqar

Hamudi Lazim Mhammed  
Salam kamil Kazim  
Abaas Udda Ramih

### Misan

Mukhlis najm abud  
Jawad fazl hsen  
Sabih Shrati hafiz

### Basra

Abdulraza hsen mariush  
Mstafa Mhammed khzr  
Ahmmmed Jasim Abdulrahman  
Adbulla jari



## Contents

Acknowledgment .....	I
Survey team.....	II
map .....	VII
List of figures .....	VII
List of tables .....	VIII
Introduction.....	1
1. Objectives.....	2
2. Inclusiveness .....	2
3. Pilot survey .....	2
4. Selecting of numerators.....	2
5. Training of numerators .....	2
6. The frame of the survey.....	3
7. Sampling.....	3
1.7. Target community and sample frame.....	3
2.7. The mechanism of calculating the sample size.....	3
3.7. Sampling.....	4
8. Data collection stages.....	4
1.8. Field work.....	4
2.8. Survey duration .....	4
3.8. Data collecting.....	4
4.8. Field checking.....	4
9. Data processing .....	5
1.9. Office checking.....	5
2.9. Data entry.....	5
3.9. Tabulation and dissemination .....	5
10. Concepts and terminology.....	5
11. Content of the questionnaire.....	6
12. Response rate.....	7
13. The main indicators .....	7
1.13. Numbers of establishments.....	7
2.13 Number of establishments by legal status.....	9
3.13 number of employees .....	10
4.13. Workers' compensation.....	12
5.13 total payment.....	13
6.13 The total value of in- kind payment.....	14

7.13. Contribution of the establishment to the benefit of the employees .....	15
8.13. Production value.....	16
9.13. Value added at the product price.....	16
10.13. Operating surplus (disposable income) .....	17
11.13. Net sales Value (goods for sale) .....	17
12.13. Intermediate consumption of goods.....	18
13.13. Intermediate consumption of services.....	18
14.13. The value of fixed assets as reported on 31/12/2012.....	19

## map

1: Distribution of establishments in private sector in Iraq by governorates 2012-2013	8
---	---

## List of figures

1: percentage distribution of establishments by environment and governorates in privet sector in Iraq 2012-2013.....	9
2: percentage distribution of establishments by economic activity in privet sector in Iraq 2012-20139	
3: number of establishments in private sector by legal status in Iraq, survey 2012-2013 .....	10
4: percentage distribution of establishments in private sector by legal status in Iraq, survey 2012-2013 .....	10
5: number and percentage rate of employees in private sector by social status in Iraq 2012-2013 ..	10
6: number of employees in privet sector by governorates in Iraq 2012-2013 .....	11
7: percentage distribution of employees in privet sector by economic activity in Iraq .....	11
8: unpaid workers in privet sector by social status and economic activity in Iraq .....	12
9: paid workers in privet sector by social status and economic activity in Iraq 2012-2013 .....	12
10: percentage of workers' compensation in privet sector by type of compensation in Iraq 2012-2013 .....	12
11: percentage rate of workers' compensation in privet sector by economic activity in Iraq 2012-2013 .....	13
12: the value of payment by social status and economic activity in privet sector in Iraq 2012-2013, value in Billion ID.....	13
13: the average of monthly income by social status and economic activity in privet sector in Iraq 2012-2013, value in 1000 ID .....	14
14: the percentage rate of payment by economic activity in privet sector in Iraq 2012-2013 .....	14
15: the rate of in-kind payment by economic activity in privet sector in Iraq 2012-2013 .....	15
Figure 16: percentage rate of contribution of establishments to the benefit of employees by economic activity in Iraq 2012-2013 .....	15
17: percentage rate of production value in privet sector by governorates in Iraq 2012-2013 .....	16
18: percentage rate of value added in privet sector by governorates in Iraq 2012-2013.....	16
19: percentage rate of operating surplus in privet sector by governorates in Iraq 2012-2013 .....	17
20: percentage rate of net sale in privet sector by governorates in Iraq 2012-2013 .....	17

21: percentage rate for intermediate consumption in private sector by governorate in Iraq 2012-2013 .....	18
22: percentage rate of consumed services in private sector by governorates in Iraq 2012-2013 .....	18
23: the value of fixed assets by type of assets in private sector in Iraq 2012-2013 .....	19
24: percentage rate of fixed assets value in private sector by governorates in Iraq 2012-2013 .....	19

## List of tables

1-1: No. establishments in private sector by governorate, environment, and economic activities in Iraq 2012-2013 .....	20
2-1: No. establishments in private sector by environment and economic activity in Iraq 2012-2013 .....	24
1-2: No. establishments in private sectors by legal status, economic activity, and governorates in Iraq 2012-2013 .....	27
2-2: No. establishment by legal status and economic activity in private sectors in Iraq 2012-2013 .....	31
1-3: No. establishments in private sector by using information and communications technology, economic activity and governorates in Iraq 2012-2013 .....	35
2-3: No. establishments in private sector by using information and communications technology, economic activity in Iraq 2012-2013 .....	39
1-4: No. establishments in private sector by ownership of the establishment, warehouse, economic activity and governorates in Iraq 2012-2013, value in thousand ID .....	41
2-4: No. establishments in private sectors by ownership of establishment, warehouse and economic activity in Iraq 2012-2013 .....	45
5: number of establishments in private sector by economic activity, second activity, and environment in Iraq 2012-2013 .....	47
1-6: Number of employees by sex, economic activity and governorates in private sectors in Iraq 2012-2013 .....	49
2-6: No. employees in private sector by sex and economic activity in Iraq 2012-2013 .....	52
1-7: number of employees in private sector by wage or compensation, sex, economic activity and environment in Iraq 2012-2013, value in 1000 ID .....	53
2-7: Number of employees in private sectors by wage or Compensation, and economic activity in Iraq 2012-2013, value in 1000 ID .....	58
1-8: Value of in kind- benefits in private sectors by economic activity and governorate in Iraq 2012-2013, value in 1000 ID .....	60
2-8: Value of in kind- benefits in private sectors by economic activity in Iraq 2012-2013, value in 1000 ID .....	64
1-9: The value of contribution of the establishments to employees by economic activity and governorates in private sectors in Iraq 2012-2013, value in 1000 ID .....	66
2-9: The value of contribution of the establishment to employees by economic activity in private sectors in Iraq 2012-2013, value in 1000 ID .....	70
1-10: Total value added of internal trade by governorate in Iraq in 2012-2013, value in 1000 ID .....	72
2-10: Total value added for internal trade by economic activity in Iraq, value in 1000 ID .....	73
1-11: Value of gross output and value added by economic activity and governorate, value in 1000 ID .....	76
2-11: Value of total output and total value added in private sector in Iraq by economic activity 2012-2013, value in 1000 DI .....	83

1-12 cost of goods in privet sector by economic activities and governorates in Iraq 2012-2013, value in 1000 ID .....	86
2-12 Cost of goods in privet sector by economic activity in Iraq 2012-2013, value in 1000 ID .....	90
1-13 Value of revenues from other activities in privet sector by economic activity and governorate in Iraq 2012-2013, value in 1000 ID .....	92
2-13: other incomes in privet sector by economic activities in Iraq 2012-2013, value in 1000 ID .....	96
1-14: Value of intermediate goods in privet sector by economic activity and governorate in Iraq 2012-2013, value in 1000 ID .....	98
2-14: Value of intermediate goods in privet sector by economic activity in Iraq 2012-2013, value in 1000 ID .....	102
1-15: Value of intermediate services in privet sector by economic activities and governorates in Iraq 2012-2013, value in 1000 ID .....	104
2-15: Value of intermediate service in privet sectors by economic activity in Iraq 2012-2013, value in 1000 ID .....	111
1-16: Value of other expenses and transfer expenses in privet sector by economic activity and governorate in Iraq 2012-2013, value in 1000 ID .....	119
2-16: Value of other incomes and transfer income in privet sectors by economic activity in Iraq 2012-2013, value in 1000 ID .....	129
17: Value of other incomes and transfer income in privet sector by economic activity and governorates in Iraq 2012-2013, value in 1000 ID .....	131
1-18: Disclosure of fixed assets in 2012 by governorate and type of asset in privet sectors in Iraq 2012-2013, value in 1000 ID .....	135
2-18: Value of fixed assets in 2012 by activity and type of asset in privet sector in Iraq, value in 1000 ID .....	135
19: Number of establishments in privet sector that have regular records by economic activity and governorates in Iraq 2012-2013 .....	140
20: number and percentage of establishments by main activity, number and percentage of establishments not working, the reason for not working, and governorates in Iraq 2012-2013 .....	142

## **Introduction**

Economic activity surveys are considered as a foundation for national account system in providing basic information on various economic activities.

Internal trade is referred to as an important economic activity in improving national economy and its contribution to gross domestic production (GDP) and attracting labor force as a link between producers and consumers. The role of this sector needs to be taken into consideration as it leads to overall economic development.

For this reason, Kurdistan region statistics office in cooperation with central statistics office in Baghdad conducted the internal trade survey in private sector in order to collect statistical data on economic centers – the main activities in wholesale and retail trade, sale and repair of motor vehicles.

## 1. Objectives

- Providing detailed indicators on internal trade by type of activity in terms of the number of the active establishments, number of employees, wages, sales, trade margin, intermediate consumed goods and services, fixed assets, the most traded commodities etc. These are essential indicators that assess the performance of this activity and help to develop the policies for developing this sector.
- Providing information related to national accounts to calculate the indicators related to GDP, providing fixed capital for internal trade activities that helps to prepare commodity balance, preparing tables for users as have been presented in this report. It also gives information on margin trade for all commodities in internal trade.
- Providing data and information required for the consumer price index of retail and wholesale trade prices which, KRSO has been collecting during recent last 10 years.

## 2. Inclusiveness

This is an inclusive survey conducted across Iraq and Kurdistan region (urban and rural) in compliance with International Standard Industrial Classification version 4

## 3. Pilot survey

Testing the initial questionnaire, a pilot survey was conducted on 25/7/2011 by interviewing 20 establishments located in different parts in Baghdad which included 5 establishments for repairing cars and motorcycles, 7 establishments for wholesale and 8 establishments for retail. Then, the questionnaire was modified in accordance with the observations made about the pilot survey.

## 4. Selecting of numerators

To achieve the best results in field, the numerators selected by scientific level and their experience in field works.

## 5. Training of numerators

A training program was designed for all staff about the objectives behind conducting the internal trade survey, the method of collecting data and how to deal with the establishments. The courses were managed as follows:

- a training course for central supervisors in training and research center on 6-9/5/2012
- a training course for numerators in governorates on 14-17/5/2012 as follows:
  - a training course in Baghdad for governorates of Baghdad, Nainawa, Anbar, Salahaddin, Kirkuk, and Wasit,
  - a training course in Basra governorate for governorates of Basra, Mothanna, Dhighar, and Misan,

- a training course in Karbala governorate for governorates of Karbala, Najaf, Al-Qadisiya, and Babil,
- and a training course in Kurdistan for governorates of Erbil, Sulaimini, and Duhok.

During all courses participants were informed about the all guidance related to the questionnaire in a practical way.

## 6. The frame of the survey

The frame of the survey relied on listing and numbering census conducted in 2009.

## 7. Sampling

### 1.7. Target community and sample frame

**Target Community:** the survey covered all commercial establishments (wholesale, retail, maintenance and repair of vehicles) in privet sector in 2012.

**The sample frame:** the sample frame relied on listing and numbering census 2009.

### 2.7. The mechanism of calculating the sample size

The following equation was used to calculate the sample size of the target community.

$$n_{Ney} = \frac{(\sum N_h S_h)^2}{N^2 B^2 + \sum N_h S_h^2} * Deff * \frac{1}{1 - nr}$$

Where,  $B^2 = \frac{d^2}{z^2}$

And the sample size for each group was calculated through the following equation:

$$n_h = n \left[ \frac{N_h S_h}{\sum N_h S_h} \right] -$$

Where,

Z= 1.64 with confidence level of 90% (relying on Small establishments survey)

E= 0.015% error rate (supposed)

S<sub>2</sub>= (the variance of workers in establishments was calculated from the frame of listing and numbering census)

Deff= 1.2 (assumed)

nr= 0.05 (relying on Small establishments survey)

N= 625284 the size of target community in the general frame

$N = 625212$  the size of the community which its frequency in the general frame is more than 10.

$N = 72$  the size of the community which its frequency in the general frame is less than 11.

$n = 15845$  and  $n \sim 15000$  (before sampling)

### **3.7. Sampling**

The whole frame of the sample divided over two files:

First file: all establishments whose number is 10 or less within a cluster included in the survey.

Second file: those establishments whose number is 11 and above within a cluster were relied upon to calculate the size of general sample ( $n_{Ney}$ ) as well as the size of sample in each cluster ( $n_h$ ).

A simple random sample was selected from each group within the first file, and then  $n_h$  was modified through changing the sample of those groups whose sample size was 0,1,2,3. In this way, the sample size for each group was 3 establishments at least.

Every group includes activities in all governorates. As the number of activities was 20 and the number of governorates was 18, the number of clusters reached 360. After selecting samples from the second file and combining with the first file, the sample size of the survey reached 15,192 establishments.

## **8. Data collection stages**

### **1.8. Field work**

The fieldwork was carried out by experienced field numerators who distributed over governorates by the size of sample in each governorate. Each numerator was to complete four questionnaires for each working day under supervision of local and central supervisor.

### **2.8. Survey duration**

The survey took place during 12 working months- from July 2012 to June 2013.

### **3.8. Data collecting**

Data was collected directly from owner of establishment or his/her assignee. In the absence of both, the numerator would take the telephone number of the owner and would assign another time for interview.

### **4.8. Field checking**

The central supervisors were assigned to carry out the field checking simultaneously with the field work on a monthly basis. In the case of finding any error, the forms would have to return to the field for correction.



## 9. Data processing

### 1.9. Office checking

The completed forms were sent to the directorate on a monthly basis where they were receipted and documented and rechecked by staff. In the case of facing any error, the form would be sent to the technical committee members for making decision upon. Most of the times, the owners were directly contacted for giving more information or the forms were returned back to the field, where, the numerator visited the establishment again in order to correct the them. The forms were then coded for the most important goods sold in accordance with the Central Product Classification Guide (CPC 1.10) to be entered in computer.

### 2.9. Data entry

After checking and coding was done for the completed forms, they were sent to data entry department to be recorded by **Access** program that had been prepared for this purpose. And tabulation was done by **SPSS** program after data cleaning.

### 3.9. Tabulation and dissemination

After checking the preliminary results and being sure about validity of data in terms of form and consistency of data within the tables, the final tables were prepared and represented in this report.

## 10. Concepts and terminology

**Statistical unit:** it refers to an economic entity that is capable for exercising its legal rights over own assets, take responsible for liabilities, practice economic activities and deal with other parties.

**The main economic activity:** it is the main activity that the establishment do based on the international classification of economic activities and has the greatest value added in the case of multiple activities within the same establishment.

**Employees:** refers to 1) people who work in the establishment of males or females who do not receive salaries and wages for their work in the establishment, such as employers and self-employed, 2) who receive salaries and wages for their work regardless of the mechanism used to receive their salaries or wages.

**Compensation of employees:** it refers to the sum of monetary and in-kind wages, including benefits and social insurance which establishment paid to workers for their work.

**Fixed assets:** they are defined as tangible properties owned by an establishment to be used in business permanently for a period longer than one year. These properties are not for sale like land, buildings, machinery and equipment, furniture, office equipment, transportation means and others.

**Depreciation of fixed assets:** it is the annual decline in the value of fixed assets as a result of using, obsolescence and technological development. Depreciation is recorded for those establishments that had regular records, and those that did not have regular records (individual establishments), it was calculated by calculator.

**Total value of production:** it includes the value of the trade margin plus the value of the total income from the activities.

**Production taxes:** are obligated cash or in-kind payments that producers paid to government under the laws for producing goods and service and sale, also other taxes on production paid by the resident producer as a result of production.

**Intermediate consumption:** it refers to the total value of the inputs used in production activities in the establishment. Intermediate consumption measured over a specific period of time, the time during which production process carried out and it evaluated at the sale prices.

**Value added:** it consists of the amount added to the value of a domestic production at each stage of its production by the establishment and calculated by subtracting intermediate consumption from production value.

**Total surplus operations:** it is the value of the remaining of the value added after subtracting the compensation of employees.

## 11. Content of the questionnaire

The questionnaire comprised of eight sections as follows:

**section one:** it contains the Identification data which contains the sequence of the form, the sequence of the establishment in the sample, the address of the establishment (the name of governorate, the name of district, the name of sub-district, quarter or village, street or valley, block number, environment), legal status, the date of starting of the activity in the establishment, the capital of the investor, the main activity in the establishment, the second activity in the establishment, the estimated rent of the establishment, the ownership of the warehouse, the warehouse area, the ways of applying the equipment, contact ways, the months in which the work was stopped and the reasons of stopping.

**Section two:** it refers to the number of employees by sex and number of teenager workers and working status.

**Section three:** the section assigned to the compensation of employees, salaries, wages, cash benefits, and contribution of the establishment to the benefit of the workers.

**Section four:** it includes goods and services inputs

**Section five:** it includes transfer expenditure and other expenditure

**Section 6:** it refers to revenues that includes net sales of goods, value of purchases, beginning inventory, ending inventory, revenue from sale of products, revenue from transportation and shipping services to others, revenue from rental machinery, equipment and transportation vehicles, revenue for maintenance and repair services to others, revenue from Selling products and other goods for others, revenue from rental building, transfer incomes and other incomes.

**Section 7:** Capital expenditure

**Section 8:** The most important goods traded during the month

## 12. Response rate

The sample size was 15192 establishments, of which, a total number of 14982 establishments were completely interviewed with a response rate of 98.6%, while the rest (210 establishments), 1.4% did not respond.

Total forms	Result of interview	%
14982	Completed	98.6
16	Partly completed	0.1
24	Information was not helpful	0.2
49	Refused	0.3
10	Establishment not founded	0.1
3	Establishment was stopped	0.0
9	Establishment was closed	0.1
3	Other	0.0
96	After renewing the sample it was not founded	0.6
15192		100

## 13. The main indicators

### 1.13. Numbers of establishments

The number of establishments in the internal trade reached 621698 establishments in private sector, where, 84.3% (524121) recorded in urban area and 15.7% (97577) in rural area (Table 1) according to survey 2012-2013. Baghdad governorate recorded the highest rate at 22.7% of the total number of establishments followed by Nainawa governorate at 9.3%, and Basra with the lowest rate at 1.8%.

Map 1: Distribution of establishments in private sector in Iraq by governorates 2012-2013

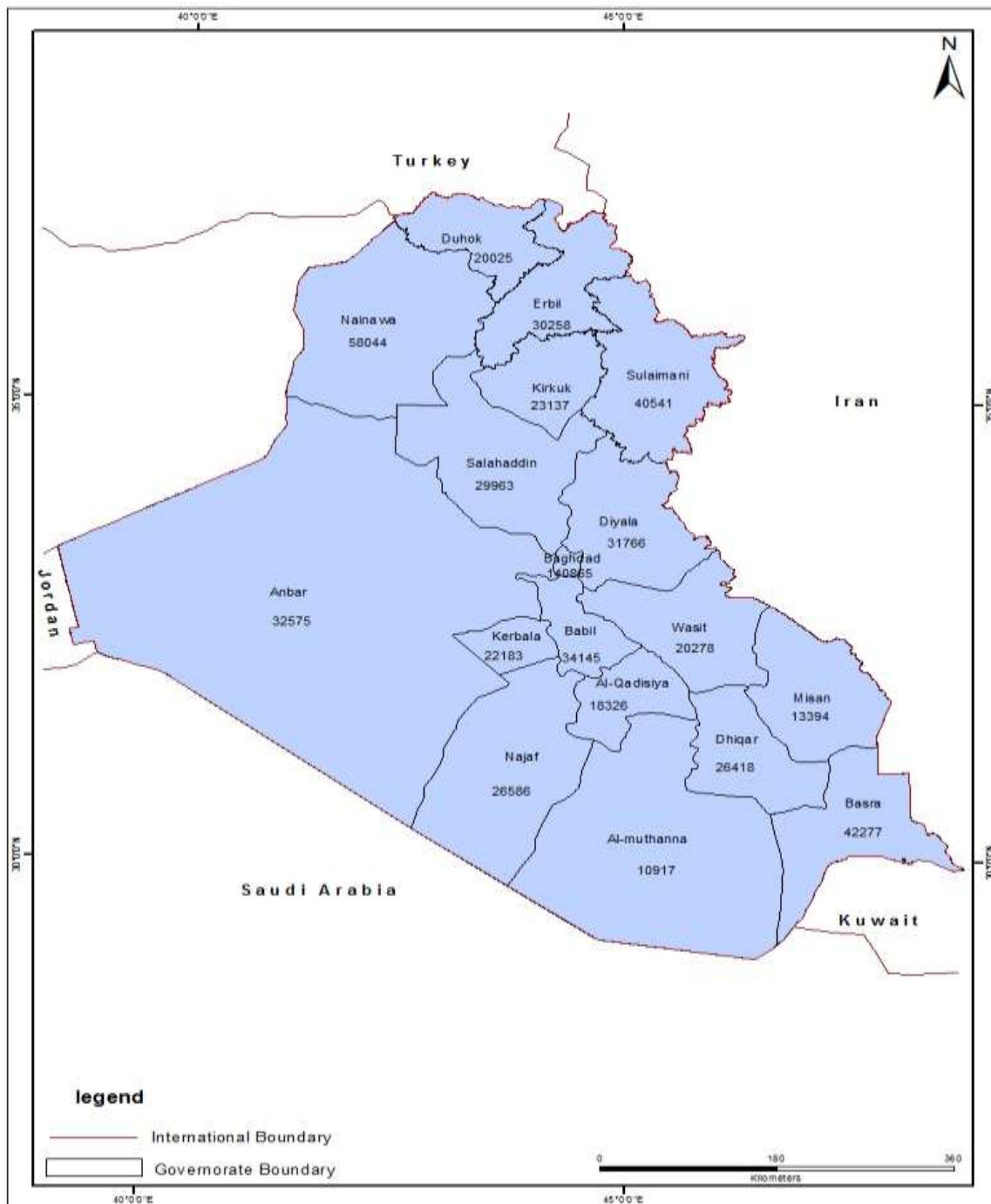
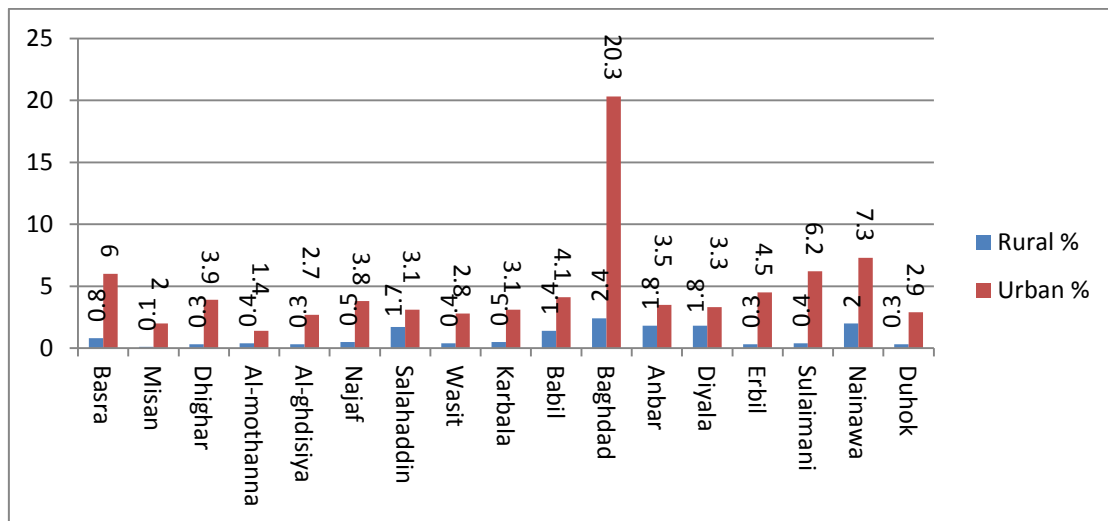
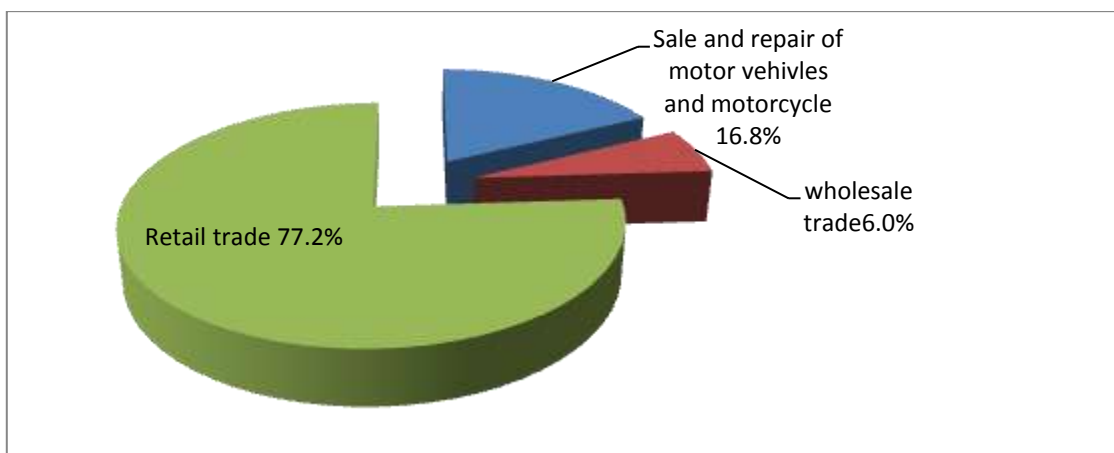


Figure 0-1: percentage distribution of establishments by environment and governorates in privet sector in Iraq 2012-2013



The number of sale and repair establishments for vehicles reached 104298 establishments at 16.8%, where, wholesale establishments recorded 6.0% (37363) and retail establishments recorded 77.2% (480037).

Figure 0-2: percentage distribution of establishments by economic activity in privet sector in Iraq 2012-2013



### 2.13 Number of establishments by legal status

The outcome from internal survey 2012-2013 reveals that 98.8% (614105) of commercial establishments are personal, 0.7% (4138) recorded by Partnership or Joint venture establishments, 0.1 (745) recorded by Limited liability Companies, the share of Joint stock Company is 0.4% (2404), and the share of other establishment (306) was not notable, near to zero % (table 1-2).

Figure 0-3: number of establishments in private sector by legal status in Iraq, survey 2012-2013

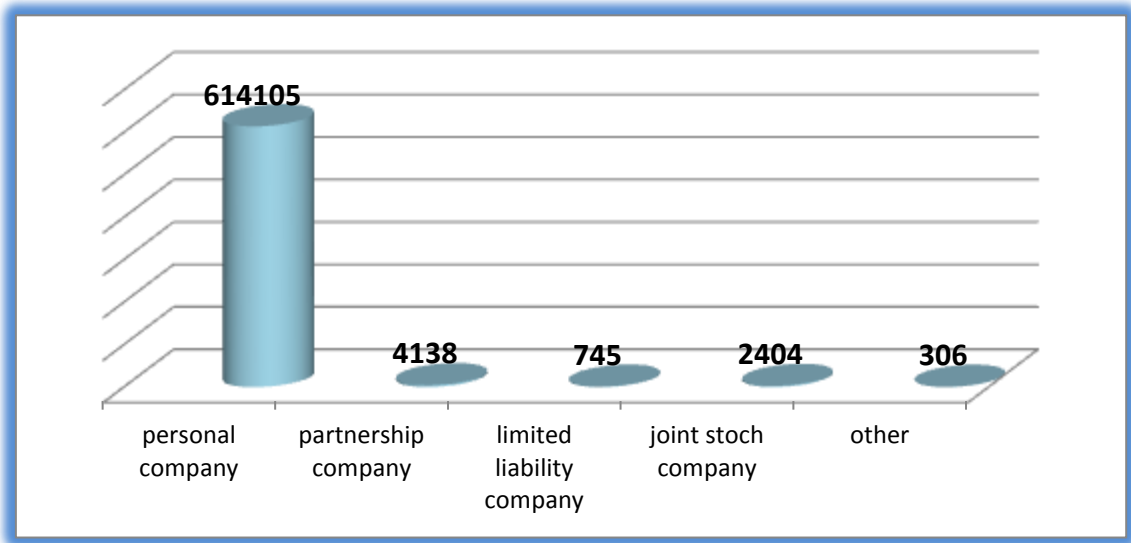
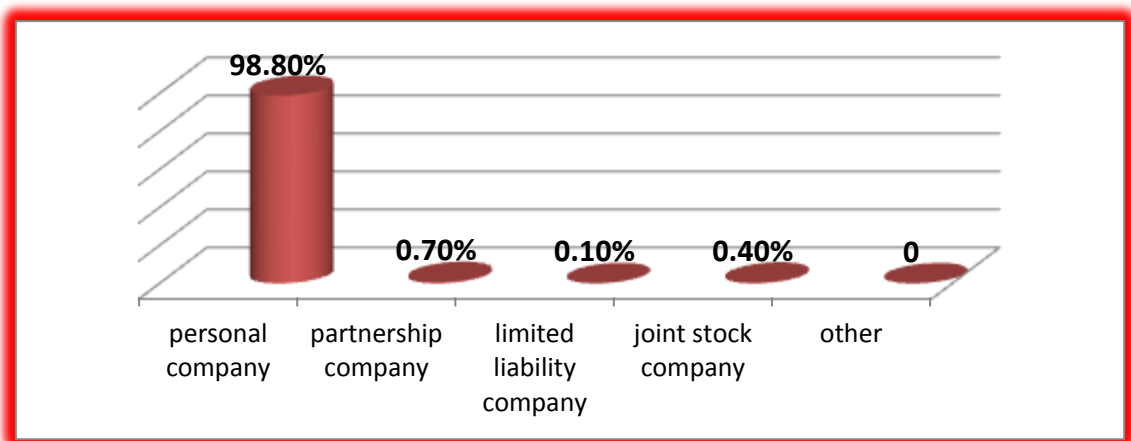


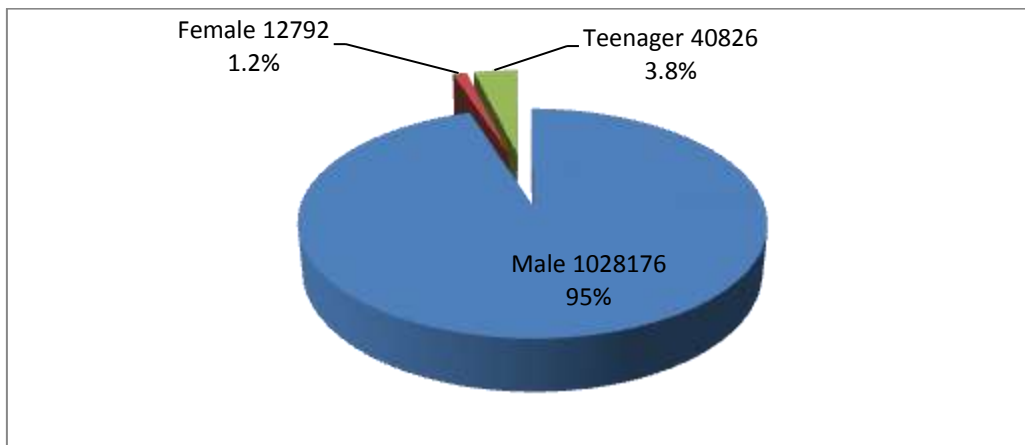
Figure 0-4: percentage distribution of establishments in private sector by legal status in Iraq, survey 2012-2013



### 3.13 number of employees

The number of employees who engaged in private sector is 1081794 employees, of which, 95.0% recorded by male, 1.2% by female, and 3.8% shared by teenagers (table 1-6).

Figure 0-5: number and percentage rate of employees in private sector by social status in Iraq 2012-2013



According to internal trade survey 2012-2013, Baghdad governorate registered the highest number of employees for commercial establishments that is 258746 in number against Misan where recorded the lowest number of 22298 employees compared to other Iraqi governorates.

The number of employees who engaged in selling and repairing of vehicles is 211795 employees accounted for 19.6%, of which, 9.0% (97413) in wholesale trade and 71.4% (772586) has been recorded in retail trade.

Figure 0-6: number of employees in privet sector by governorates in Iraq 2012-2013

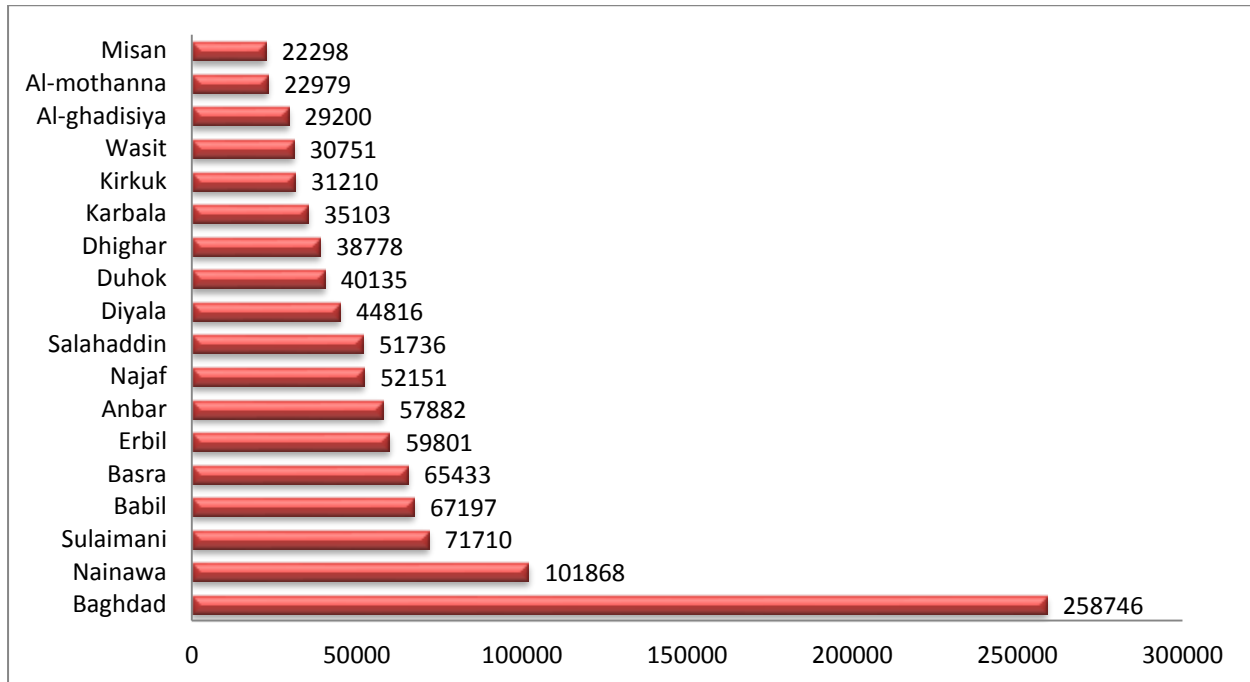
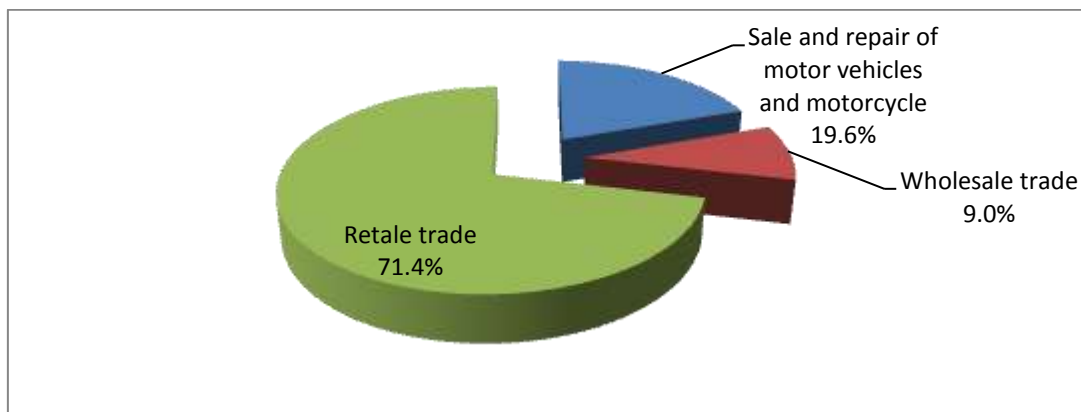


Figure 0-7: percentage distribution of employees in privet sector by economic activity in Iraq



The number of unpaid workers that contain job owners, self-employers, and who work for family is 770619 accounted for 71.2%, of which, 95.5% are male, 1.4% are female, and teenagers form 3.4% of the total employees in the internal trade.

The total number of paid workers in private sector is 311175 workers accounted for 28.8%, of which 94.8% recorded by male, 0.6% by female, and teenagers participation is 4.6%.

Figure 0-8: unpaid workers in privet sector by social status and economic activity in Iraq

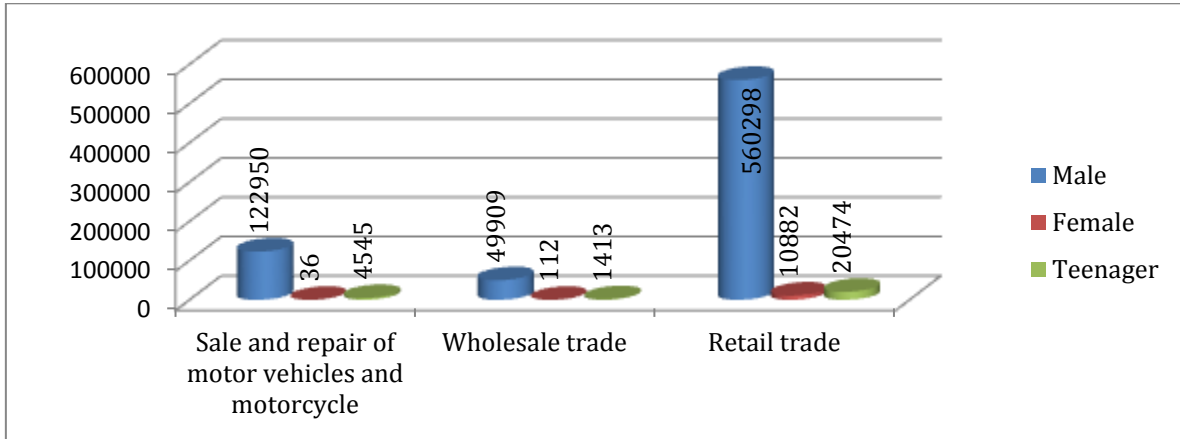
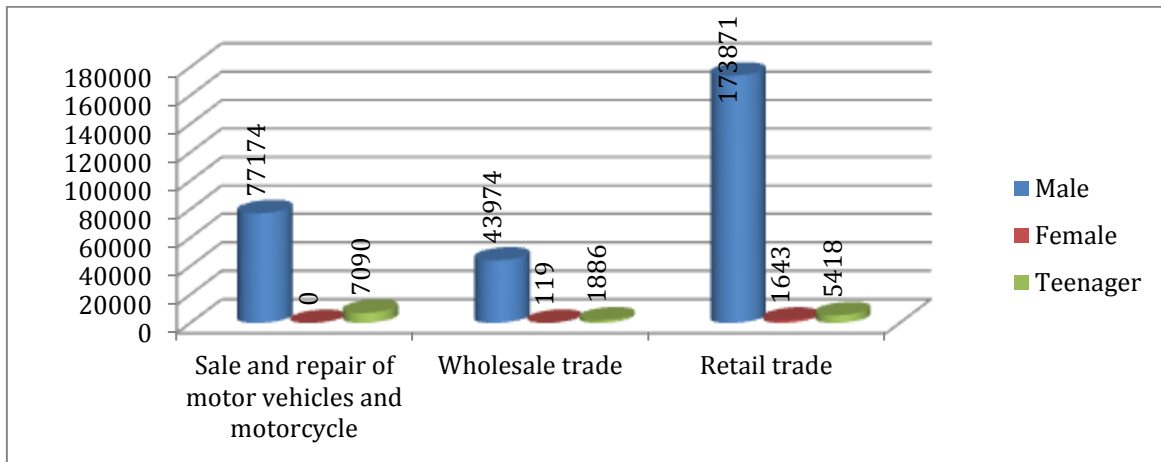


Figure 0-9: paid workers in privet sector by social status and economic activity in Iraq 2012-2013



### 4.13. Workers' compensation

The total compensation of employees reached 1862.4 billion ID, of this, the wage paid to workers accounted for 68.8% of the total compensation, the in-kind benefits accounted for 30.8%, and the contribution of the establishment to the workers benefits was 0.4%. While the sale and repair of vehicles and motorcycles accounted for 29.3%, wholesale trade at 15.7%, and retail trade recorded 55.0% of the total workers' compensation (table 1-7).

Figure 0-10: percentage of workers' compensation in privet sector by type of compensation in Iraq 2012-2013

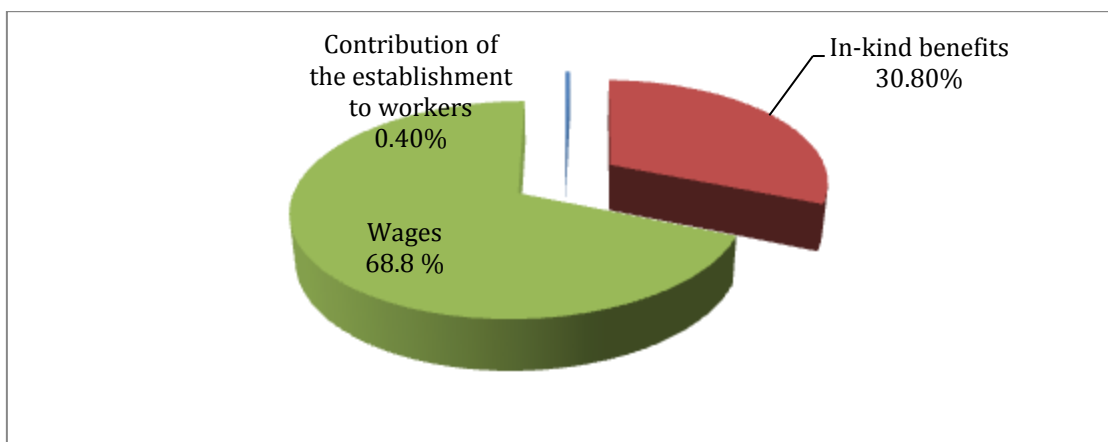
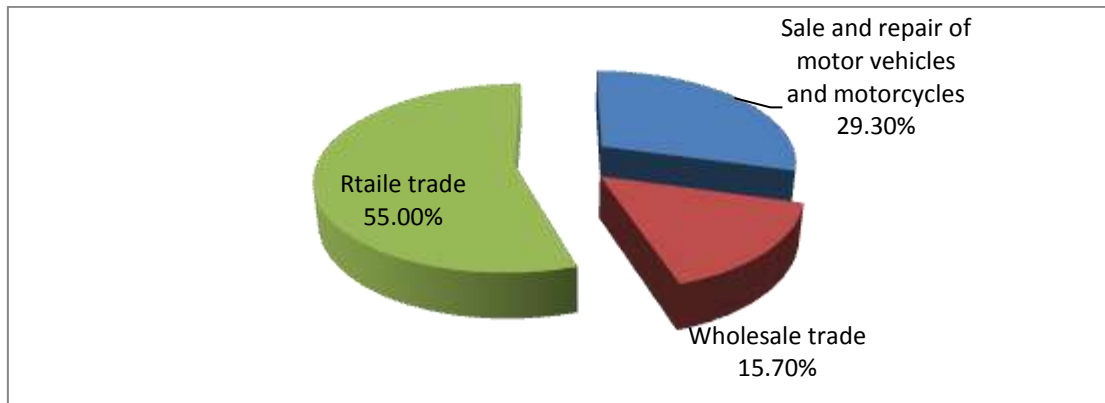




Figure 0-11: percentage rate of workers' compensation in privet sector by economic activity in Iraq 2012-2013



### 5.13 total payment

The total payment paid to workers was 1282.0 Billion ID with average monthly payment of 343 thousand ID per capita. Of this, the share of male was 1241.1 Billion ID at 96.8% with average monthly payment of 350 thousand ID, the share of female was 7.0 Billion ID at 0.6% with average monthly payment of 331 thousand ID, and teenagers recorded 33.9 Billion ID at 2.6% and monthly average payment of 196 thousand ID reported internal trade survey 2012-2013 (table 1-7).

Figure 0-12: the value of payment by social status and economic activity in privet sector in Iraq 2012-2013, value in Billion ID

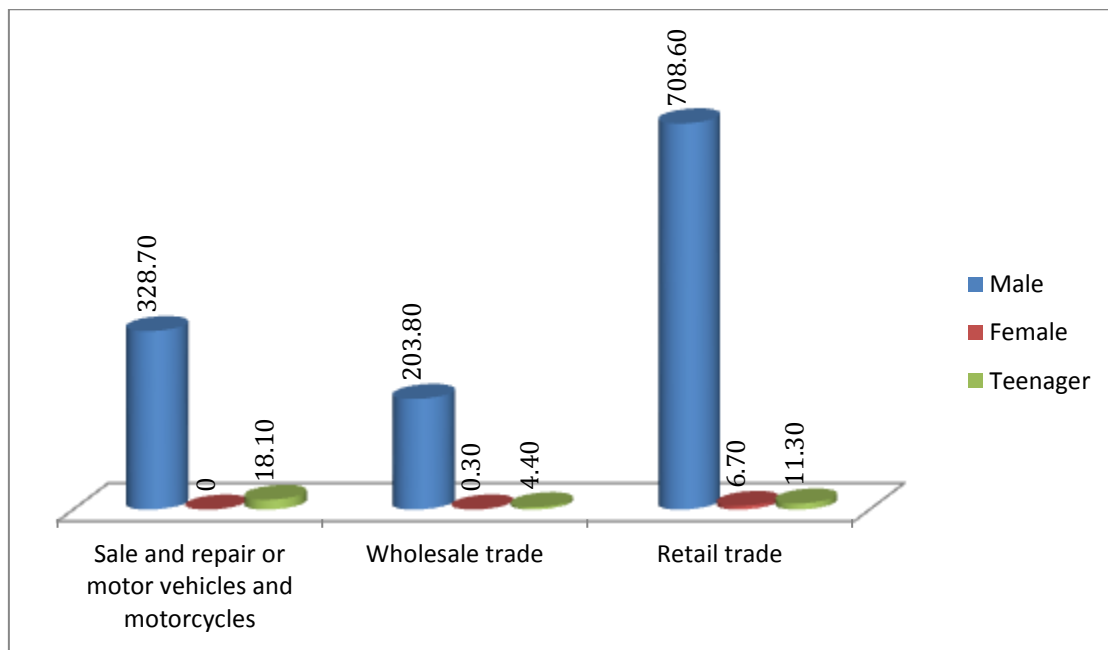
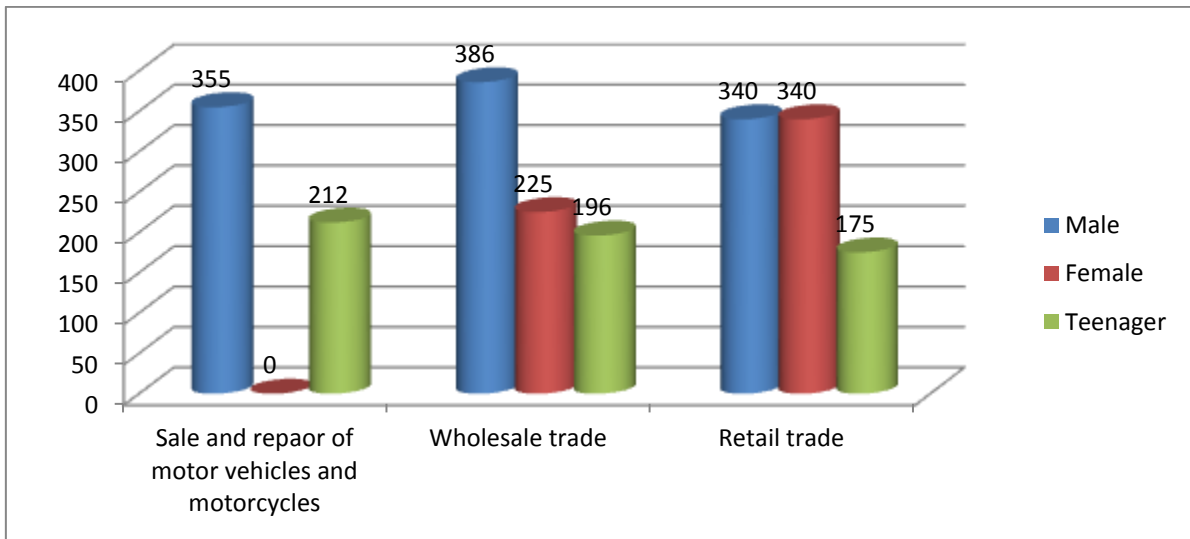
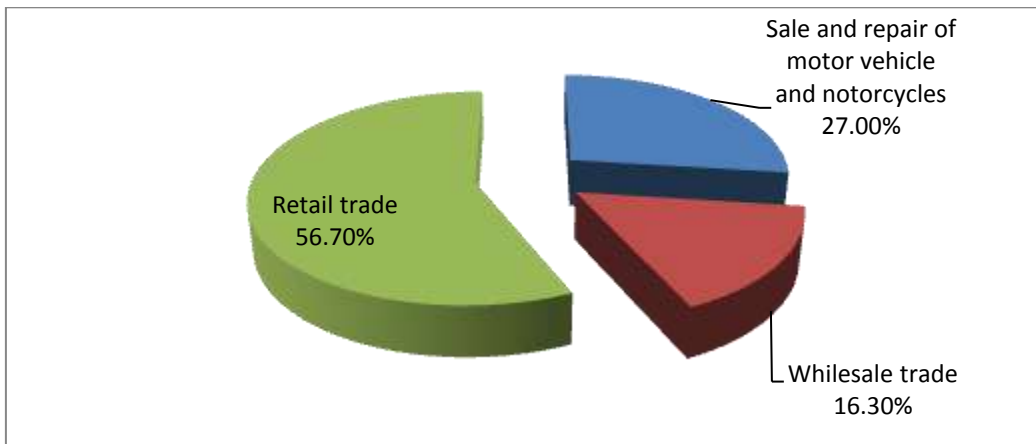


Figure 0-13: the average of monthly income by social status and economic activity in privet sector in Iraq 2012-2013, value in 1000 ID



Of the total payment, 27.0% allocated to sale and repair of vehicles, and the share of wholesale and retail trade was 16.3% and 56.7% respectively.

Figure 0-14: the percentage rate of payment by economic activity in privet sector in Iraq 2012-2013

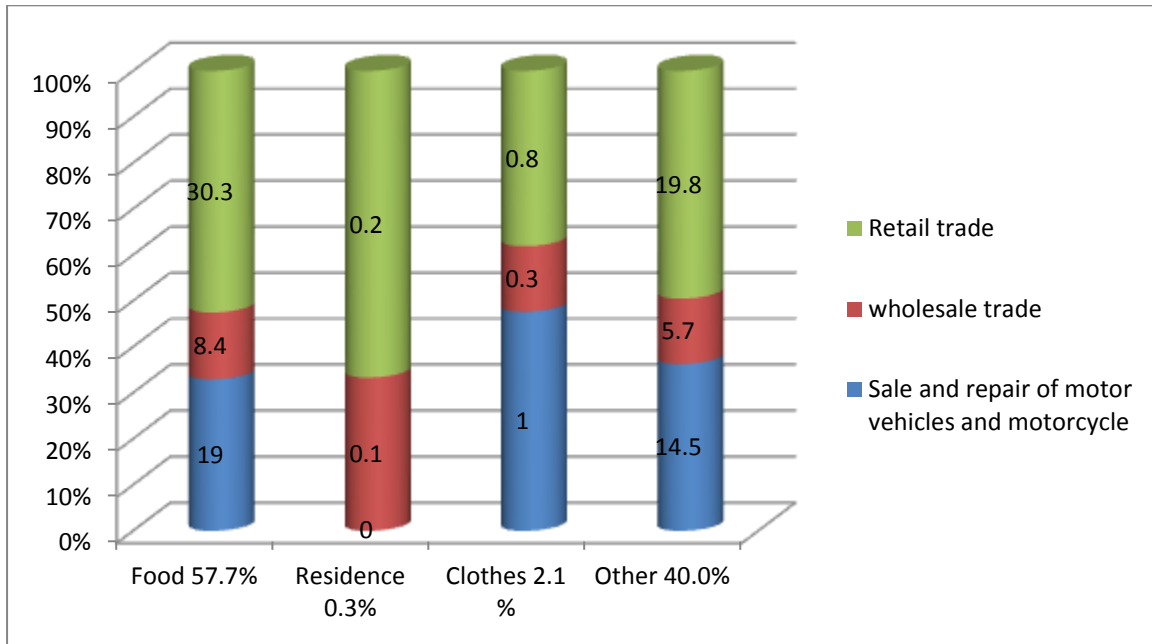


### 6.13 The total value of in-kind payment

The total value of in kind payment was 572.8 Billion ID, reported in internal trade survey 2012-2013,(table 1-8), of this, 330.4 Billion ID (57.7%) goes to food, 1.4 Billion (0.2%) goes to residence, 12.1 Billion (2.1%) goes to clothes, and other in-kind payments amounted to 228.9 Billion ID that accounted for 40% of the total in-kind payments in privet sector.

The in-kind payment for sale and repair of vehicles was 34.43%, and the wholesale and retail trade was 14.4% and 51.2% respectively.

Figure 0-15: the rate of in-kind payment by economic activity in private sector in Iraq 2012-2013

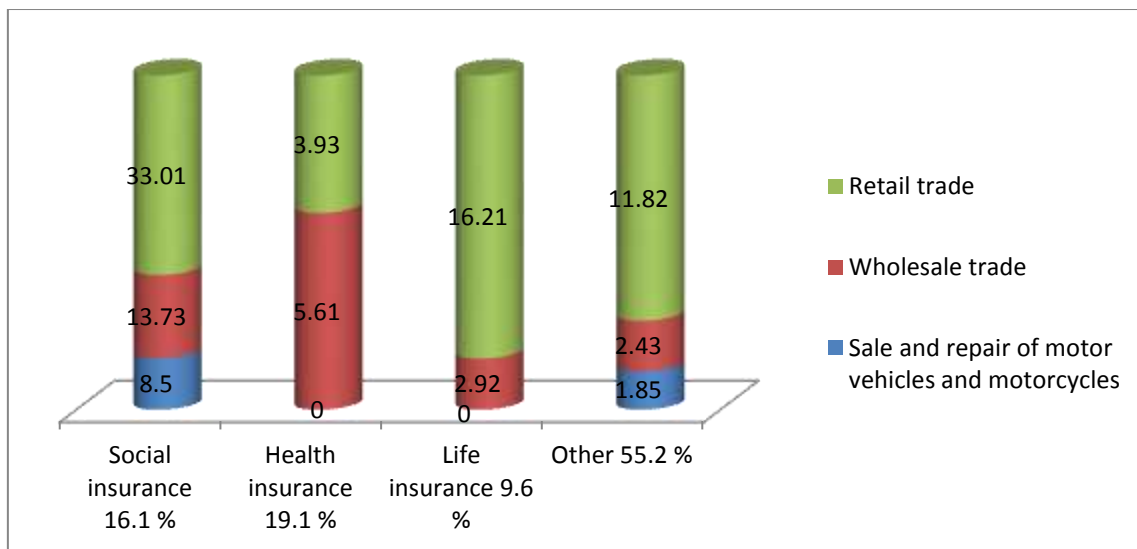


### 7.13. Contribution of the establishment to the benefit of the employees

The total value of the contribution of the commercial establishments to the benefit of the employees is 7.6 Billion ID according to the internal trade survey 2012-2013, (table 1-9). Of this, the share of social insurance was 1.2 Billion ID (16.1%), health insurance was 1.5 Billion ID (19.1%), life insurance amounted to 0.7 Billion ID (9.6%), and others reached 4.2 Billion ID (55.2%).

The sale and repair of vehicles recorded 10.3% of the total contribution of the establishments, and the share of the wholesale and retail trade was 24.7% and 65.0% respectively.

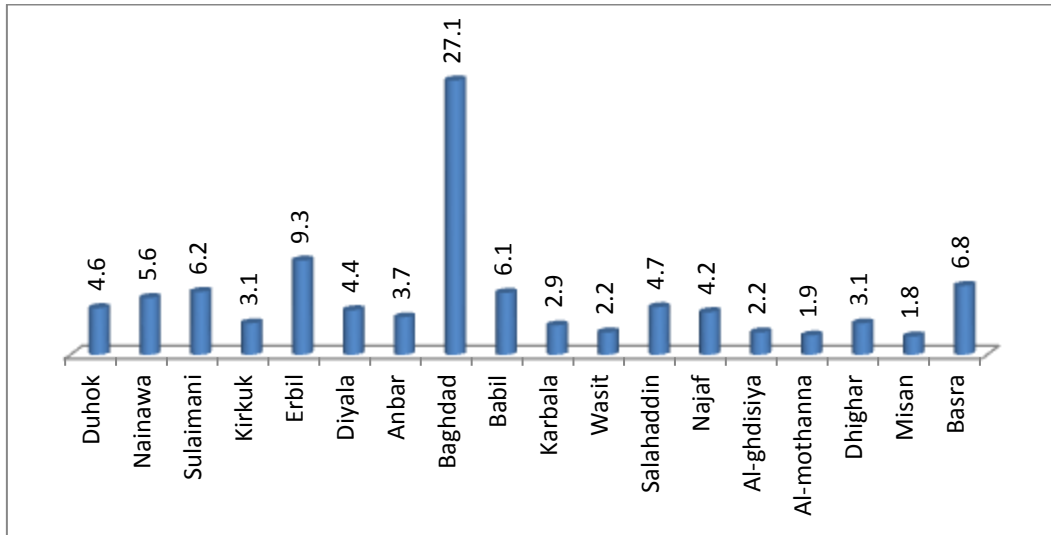
Figure 0-16: percentage rate of contribution of establishments to the benefit of employees by economic activity in Iraq 2012-2013



### 8.13. Production value

The total production value of internal trade amounted to 16790.1 Billion ID, reported survey 2012-2013, where, the highest record refers to Baghdad governorate at 27.1% followed by Erbil at 9.3%, Basra at 6.8%, and the lowest rate reported in Misan governorate accounted for 1.8% of the total production value. (table 1-10)

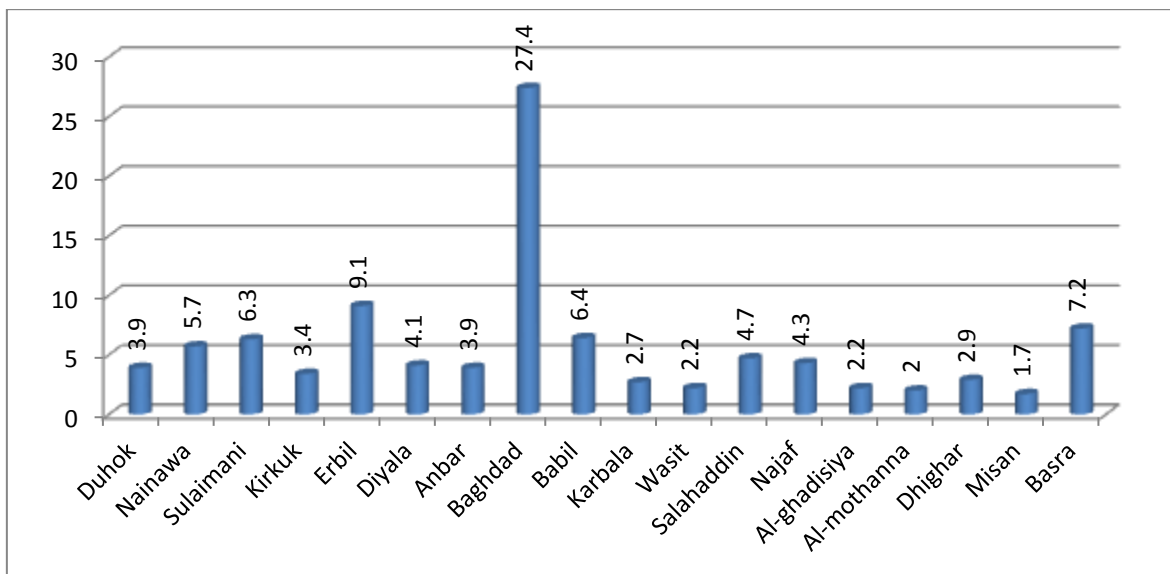
Figure 0-17: percentage rate of production value in privet sector by governorates in Iraq 2012-2013



### 9.13. Value added at the product price

The value added at production cost recorded 12787.5 Billion ID, of which, Baghdad governorate assigned the highest rate at 27.4%, followed by Erbil at 9.1%, Basra at 7.2%, and the lowest rate recorded by Misan governorate that is 1.7% of the total value added. (Table 1-10).

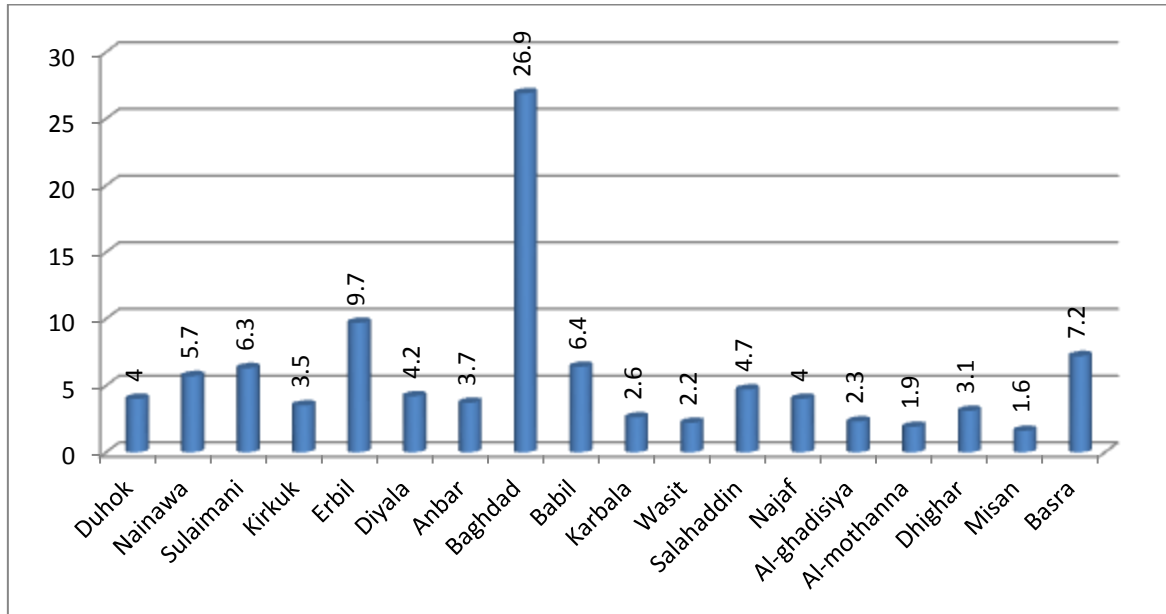
Figure 0-18: percentage rate of value added in privet sector by governorates in Iraq 2012-2013



### 10.13. Operating surplus (disposable income)

operating surplus in Internal trade reached 10889.7 Billion ID in Iraq, reported internal survey 2012-2013, of which, Baghdad governorate (26.9%) recorded the highest record, then Erbil at 9.7% and Basra at 7.2% came next, and Misan (1.6%) recorded the lowest rate compared to other governorates. (Table 1-10)

Figure 0-19: percentage rate of operating surplus in privet sector by governorates in Iraq 2012-2013

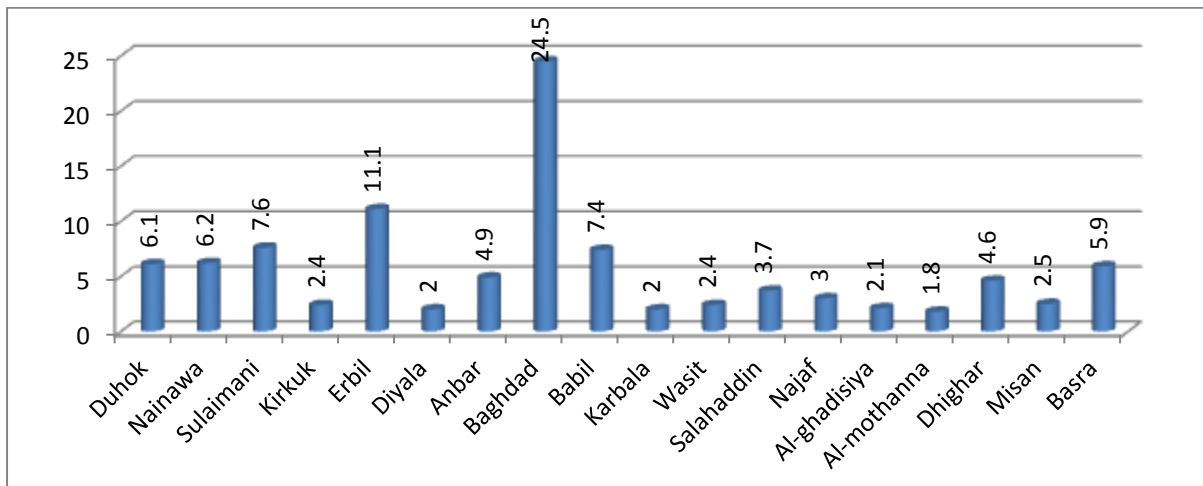


### 11.13. Net sales Value (goods for sale)

Net sales Value recorded 70663.9 Billion ID for internal survey in Iraq, reported survey 2012-2013. Of this, sale and repair contributed 10.2%, wholesale and retail trade assigned 19.3% and 70.5% respectively of the total amount with trade margin of 18.4%, 15.4%, and 22.0%. (Table 1-11)

Baghdad (24.5%) recorded the highest rate, followed by Erbil (11.1%), Sulaimani (7.6%), and Al-Mothanna (1.8%) that recorded the lowest rate compared to other governorates.

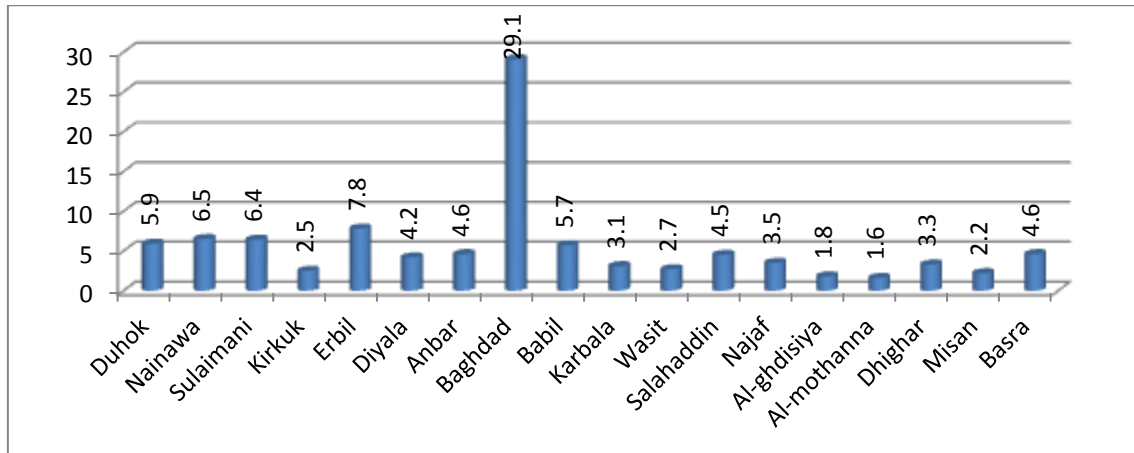
Figure 0-20: percentage rate of net sale in privet sector by governorates in Iraq 2012-2013



### 12.13. Intermediate consumption of goods

The value of intermediate consumption of goods reached 651.6 Billion ID in private sector in Iraq according to survey 2012-2013. Of this, Baghdad governorate (29.1%) with the highest rate took the first rank, followed by Erbil (7.8%), Duhok (5.9%), and Al-mothanna (1.6%) with the lowest rate compared to other governorates. Of the total intermediate consumption, electricity (42.2%) recorded the highest rate, fuel and car oil come next amounted for 18.1%, and 16.2% goes to canning and packaging. (Table 1-14)

Figure 0-21: percentage rate for intermediate consumption in private sector by governorate in Iraq 2012-2013

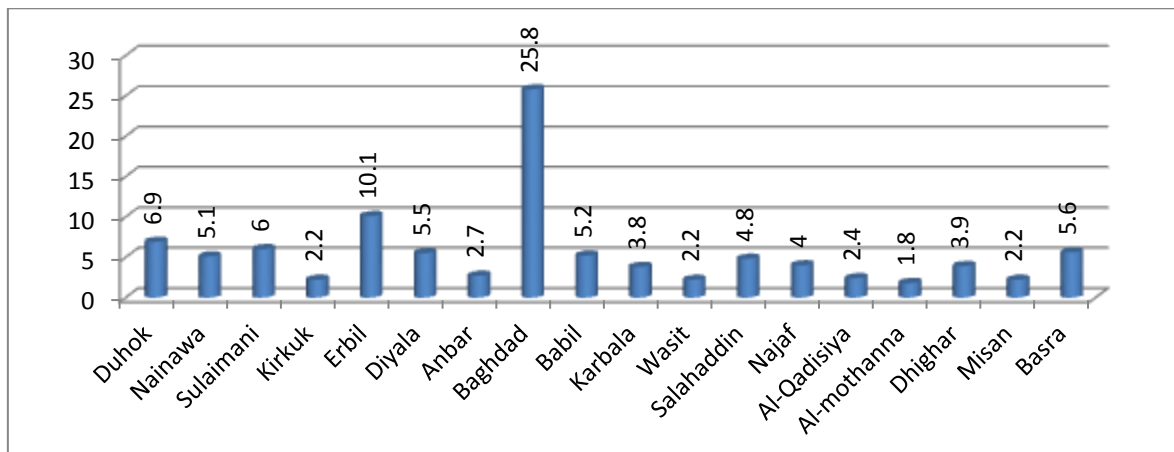


The value of goods consumption for sale and repair of vehicles reached 91.2 Billion ID accounted for 14%, wholesale amounted to 54.8 Billion ID at 8.4%, and retail trade recorded 505.5 Billion ID at 77.6%.

### 13.13. Intermediate consumption of services

The total value of consumed services reached 3351 Billion ID in internal trade in Iraq, reported survey 2012-2013, of which, 25.8% recorded in Baghdad governorate, 10.1% in Erbil, 6.9% in Duhok, and 1.8% in Al-Mothanna governorate as the lowest rate compared to other governorates. Of the consumed services, the highest rate refers to rent at 49%, loading, unloading and goods transporting come next accounted for 21.3% of the total value of consumed services. (Table 1-15)

Figure 0-22: percentage rate of consumed services in private sector by governorates in Iraq 2012-2013

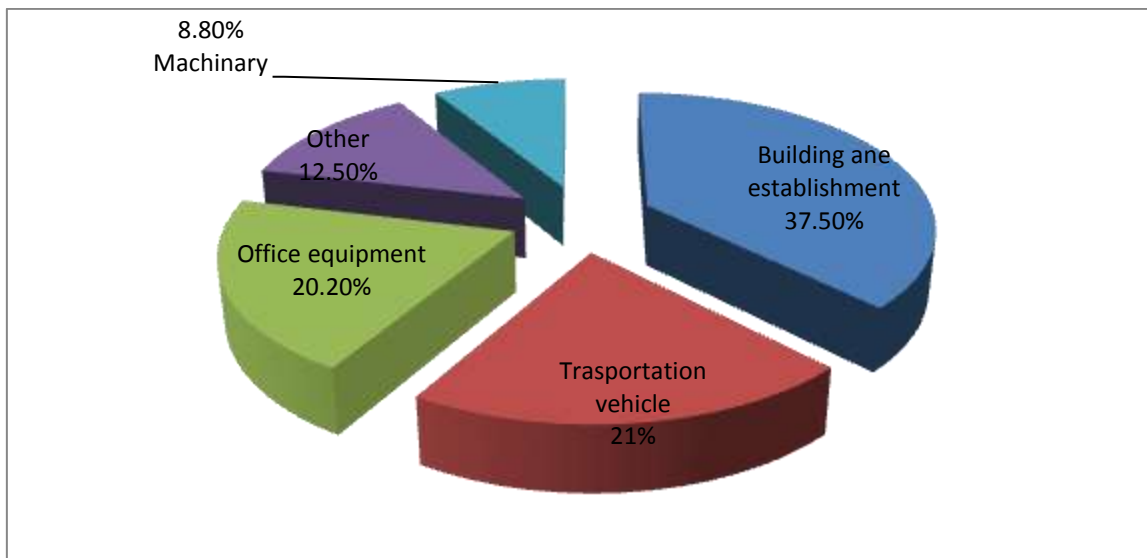


The value of consumed services for sale and repayment of vehicles amounted to 439.1 Billion ID accounted for 13.1%, of which, 544.4 Billion ID (16.3%) refers to wholesale trade, and 2367.4 Billion ID (70.6%) recorded by retail trade.

#### 14.13. The value of fixed assets as reported on 31/12/2012

The value of fixed assets reached 3364.6 billion ID in 2012 for internal trade in Iraq. Of this, the records have been reported as following: construction was 37.5%, machinery and spares recorded was 8.8%, transportation vehicles was 21.0%, furniture and office equipment was 20.2%, and other fixed assets accounted for 12.5%. The value of fixed assets for sale and repair activities was 12.9%, wholesale and retail trade accounted for 11.8% and 75.3% respectively. (Table 1-18)

Figure 0-23: the value of fixed assets by type of assets in privet sector in Iraq 2012-2013



Baghdad governorate stands first with the highest rate (17.0%), Sulaimani comes next at 16.3%, followed by Erbil at 9.0% and Karbala governorate with the lowest rate compared to other governorates assigned 1.7% of the total fixed assets.

Figure 0-24: percentage rate of fixed assets value in privet sector by governorates in Iraq 2012-2013

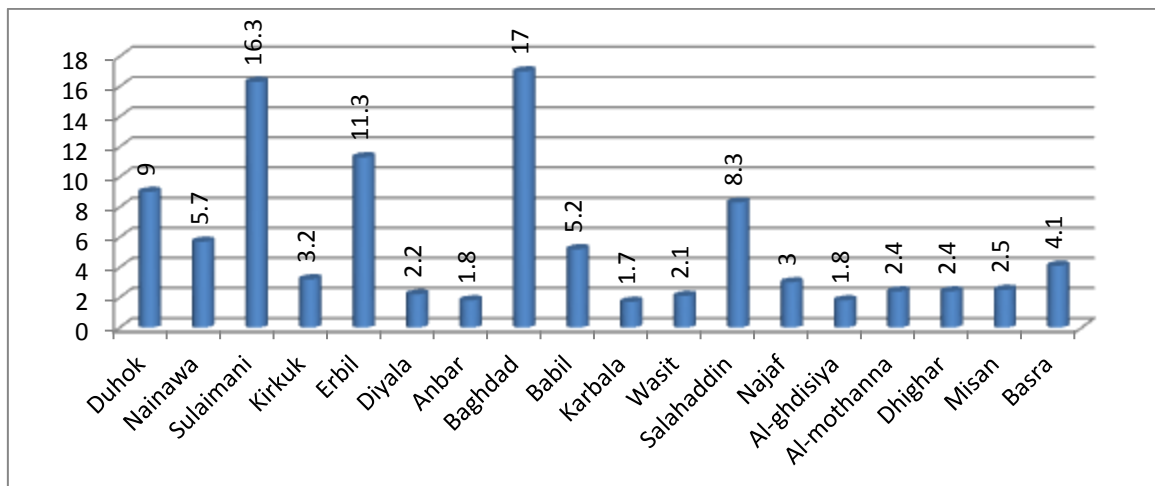


Table 1-1: No. establishments in privet sector by governorate, environment, and economic activities in Iraq 2012-2013

Governorate	Activity code	Activity	Urban	Rural	total	Urban %	Rural %	Total %
Duhok	45	Sale and repair of motor vehicles and motorcycle	2532	180	2712	0.5	0.2	0.4
	46	Wholesale trade	1765	193	1958	0.3	0.2	0.3
	47	Retile trade	13732	1623	15355	2.6	1.7	2.5
	total		18029	1996	20025	3.4	2	3.2
Nainawa	45	Sale and repair of motor vehicles and motorcycle	8163	1906	10069	1.6	2	1.6
	46	Wholesale trade	2786	970	3756	0.5	1	0.6
	47	Retail trade	34358	9861	44219	6.6	10.1	7.1
	total		45307	12737	58044	8.6	13.1	9.3
Sulaimani	45	Sale and repair of motor vehicles and motorcycle	5579	249	5828	1.1	0.3	0.9
	46	Wholesale trade	3291	182	3473	0.6	0.2	0.6
	47	Retail trade	29492	1748	31240	5.6	1.8	5
	total		38362	2179	40541	7.3	2.2	6.5
Kirkuk	45	Sale and repair of motor vehicles and motorcycle	4395	408	4803	0.8	0.4	0.8
	46	Wholesale trade	1191	45	1236	0.2	0	0.2
	47	Retail trade	14840	2258	17098	2.8	2.3	2.8
	total		20426	2711	23137	3.9	2.8	3.7
Erbil	45	Sale and repair of motor vehicles and motorcycle	5508	298	5806	1.1	0.3	0.9
	46	Retail trade	2195	34	2229	0.4	0	0.4
	47	Retail trade	20503	1720	22223	3.9	1.8	3.6
	total		28206	2052	30258	5.4	2.1	4.9
Diyala	45	Sale and repair of motor vehicles and motorcycle	3413	1148	4561	0.7	1.2	0.7
	46	Wholesale trade	1106	473	1579	0.2	0.5	0.3
	47	Retail trade	16105	9521	25626	3.1	9.8	4.1
	Total		20624	11142	31766	3.9	11.4	5.1



Continued table 1-1

Governorate	Activity code	Activity	Urban	Rural	Total	Urban %	Rural %	Total %
Anbar	45	Sale and repair of motor vehicles and motorcycle	4151	2034	6185	0.8	2.1	1
	46	Wholesale trade	1394	744	2138	0.3	0.8	0.3
	47	Retail trade	16057	8195	24252	3.1	8.4	3.9
	total		21602	10973	32575	4.1	11.2	5.2
Baghdad	45	Sale and repair of motor vehicles and motorcycle	20569	4168	24737	3.9	4.3	4
	46	Wholesale trade	7151	635	7786	1.4	0.7	1.3
	47	Retail trade	98569	9773	108342	18.8	10	17.4
	total		126289	14576	140865	24.1	14.9	22.7
Babil	45	Sale and repair of motor vehicles and motorcycle	3998	1446	5444	0.8	1.5	0.9
	46	Wholesale trade	1239	467	1706	0.2	0.5	0.3
	47	Retail trade	20488	6507	26995	3.9	6.7	4.3
	total		25725	8420	34145	4.9	8.6	5.5
Karbala	45	Sale and repair of motor vehicles and motorcycle	2785	596	3381	0.5	0.6	0.5
	46	Wholesale trade	1036	154	1190	0.2	0.2	0.2
	47	Retail trade	15167	2445	17612	2.9	2.5	2.8
	total		18988	3195	22183	3.6	3.3	3.6
Wasit	45	Sale and repair of motor vehicles and motorcycle	2890	654	3544	0.6	0.7	0.6
	46	Wholesale trade	1047	73	1120	0.2	0.1	0.2
	47	Retail trade	13624	1990	15614	2.6	2	2.5
	total		17561	2717	20278	3.4	2.8	3.3
Salahaddin	45	Sale and repair of motor vehicles and motorcycle	3200	1182	4382	0.6	1.2	0.7
	46	Wholesale trade	1167	541	1708	0.2	0.6	0.3
	47	Retail trade	14839	9034	23873	2.8	9.3	3.8
	total		19206	10757	29963	3.7	11	4.8

Continued table 1-1

Governorate	Activity code	Activity	Urban	Rural	Total	Urban %	Rural %	Total %
Najaf	45	Sale and repair of motor vehicles and motorcycle	5221	237	5458	1.0	0.2	0.9
	46	Wholesale trade	1303	297	1600	0.2	0.3	0.3
	47	Retail trade	17262	2266	19528	3.3	2.3	3.1
	total		23786	2800	26586	4.5	2.9	4.3
Al-Qadisiyah	45	Sale and repair of motor vehicles and motorcycle	2516	130	2646	0.5	0.1	0.4
	46	Wholesale trade	1109	74	1183	0.2	0.1	0.2
	47	Retail trade	12962	1535	14497	2.5	1.6	2.3
	total		16587	1739	18326	3.2	1.8	2.9
Al-Mothanna	45	Sale and repair of motor vehicles and motorcycle	1650	245	1895	0.3	0.3	0.3
	46	Wholesale trade	566	39	605	0.1	0.0	0.1
	47	Retail trade	6796	1621	8417	1.3	1.7	1.4
	total		9012	1905	10917	1.7	2.0	1.8
Dhiqar	45	Sale and repair of motor vehicles and motorcycle	3610	145	3755	0.7	0.1	0.6
	46	Wholesale trade	979	91	1070	0.2	0.1	0.2
	47	Retail trade	19716	1877	21593	3.8	1.9	3.5
	total		24305	2113	26418	4.6	2.2	4.2

□

□

Continued table 1-1

Governorate	Activity code	Activity	Urban	Rural	Total	Urban %	Rural %	Total
Misan	45	Sale and repair of motor vehicles and motorcycle	2103	77	2180	0.4	0.1	0.4
	46	Wholesale trade	568	31	599	0.1	0.0	0.1
	47	Retail trade	10055	560	10615	1.9	0.6	1.7
	total		12726	668	13394	2.4	0.7	2.2
Basra	45	Sale and repair of motor vehicles and motorcycle	6603	309	6912	1.3	0.3	1.1
	46	Wholesale trade	2226	201	2427	0.4	0.2	0.4
	47	Retail trade	28551	4387	32938	5.4	4.5	5.3
	total		37380	4897	42277	7.1	5.0	6.8
Iraq	45	Sale and repair of motor vehicles and motorcycle	88886	15412	104298	17.0	15.8	16.8
	46	Wholesale trade	32119	5244	37363	6.1	5.4	6.0
	47	Retail trade	403116	76921	480037	76.9	78.8	77.2
	total		524121	97577	621698	100.0	100.0	100.0
Note: due to approximation, some percentages may not match each other								

□

□

□

Table 2-1: No. establishments in privet sector by environment and economic activity in Iraq 2012-2013

Activity code	Activity	Urban	Rural	Total	Urban %	Rural %	Total %
4510	Motor vehicles trade/ wholesale and retail	2599	579	3178	0.4	0.1	0.5
4520	Motor vehicles repair	56187	10410	66597	9.0	1.7	10.7
4530	Trading of spare parts and accessories related to motor vehicles/ wholesale and retail	27408	4231	31639	4.4	0.7	5.1
4540	Trading, maintenance and repair of bicycles and related accessories and spare parts	2692	192	2884	0.4	0.0	0.5
45	Sale and repair of motor cars and motorcycle	88886	15412	104298	14.3	2.5	16.8
4610	Wholesale trade on a contract basis that includes services for wholesale trade	1745	263	2008	0.3	0.0	0.3
4620	Wholesale trade of agricultural raw materials and live livestock	1980	709	2689	0.3	0.1	0.4
4630	Wholesale trade of food, beverages and tobacco	8600	1665	10265	1.4	0.3	1.7
4641	Wholesale trade of textiles, clothing and footwear	3715	217	3932	0.6	0.0	0.6
4649	Wholesale trade of other household goods	4289	196	4485	0.7	0.0	0.7
4651	Wholesale trade of computers, their related accessories and software	133	0	133	0.0	0.0	0.0
4652	Wholesale trade of electronic equipment, communication equipment and related spare parts	691	84	775	0.1	0.0	0.1
4653	Wholesale trade of agricultural machinery and equipment	316	44	360	0.1	0.0	0.1
4659	Wholesale of other equipment and machinery	1464	118	1582	0.2	0.0	0.3

□

□

□

Continued 2-1

Activity code	Activity	Urban	Rural	Total	Urban %	Rural %	Total %
4661	Wholesale trade of solid and liquid fuels and related products	505	454	959	0.1	0.1	0.2
4662	Wholesale trade of metals and ores	752	199	951	0.1	0.0	0.2
4663	Wholesale trade of building materials, plumbing and heating equipment	5588	946	6534	0.9	0.2	1.1
4669	Wholesale trade of wastes, scrap and other products that have not been classified elsewhere	1316	205	1521	0.2	0.0	0.2
4690	Non specialized wholesale trade	1025	144	1169	0.2	0.0	0.2
46	Wholesale trade	32119	5244	37363	5.2	0.8	6.0
4711	Retail trade in non-special market, in which, food, drinks or tobacco are the main goods	117393	36888	154281	18.9	5.9	24.8
4719	Other retail trade in non-special stores	492	0	492	0.1	0.0	0.1
4721	Retail trade of food in special stores	79674	16504	96178	12.8	2.7	15.5
4722	Retail trade of beverages in specified stores	3580	671	4251	0.6	0.1	0.7
4723	Retail trade of tobacco and its products in special stores	2125	99	2224	0.3	0.0	0.4
4730	Retail trade for vehicle fuels	6090	4350	10440	1.0	0.7	1.7
4741	Retail trade for computer equipment, peripherals, software and communications	14497	1065	15562	2.3	0.2	2.5
4742	Retail trade of audio and visual equipment in special stores	7574	612	8186	1.2	0.1	1.3

□

□

□

Continued table 2-1

Activity code	Activity	Urban	Rural	Total	Urban %	Rural %	Total %
4751	Retail trade of textiles	8554	330	8884	1.4	0.1	1.4
4752	Retail trade for hardware, dye, glass and building material	35885	4333	40218	5.8	0.7	6.5
4753	Retail trade for carpets, floor and wall coverings	3616	123	3739	0.6	0	0.6
4759	Retail trade of household appliances, furniture, lighting equipment and other household equipment	23192	2624	25816	3.7	0.4	4.2
4761	Retail trade for books, newspapers and office equipment	6744	676	7420	1.1	0.1	1.2
4762	Retail trade for music and video recordings	925	60	985	0.1	0	0.2
4763	Retail trade for sporting equipment	1324	0	1324	0.2	0	0.2
4764	retail trade for plays and children's toys	2604	212	2816	0.4	0	0.5
4771	Retail trade of clothing, footwear and leather goods	48008	3351	51359	7.7	0.5	8.3
4772	Retail trade for pharmaceutical, medical and cosmetic products	15506	1818	17324	2.5	0.3	2.8
4773	Other retail trade in specified stores	20005	2765	22770	3.2	0.4	3.7
4774	Retail trade for second hand goods in specified stores	5328	440	5768	0.9	0.1	0.9
47	Retail trade	403116	76921	480037	64.8	12.4	77.2
	total	524121	97577	621698	84.3	15.7	100

Table 1-2: No. establishments in private sectors by legal status, economic activity, and governorates in Iraq 2012-2013

Governorate	Activity code	Activity	Personal company	Partnership or Joint venture company	Limited liability Company	Joint stock company	Other companies	Total	Personal company %	Partnership or Joint venture company %	Limited liability Company %	Joint stock company %	Other companies %	Total %
Duhok	45	Sale and repair of motor vehicles and motorcycles	2676	0	36	0	0	2712	0.4	0.0	4.8	0.0	0.0	0.4
	46	Wholesale trade	1927	31	0	0	0	1958	0.3	0.7	0.0	0.0	0.0	0.3
	47	Retail trade	15280	75	0	0	0	15355	2.5	1.8	0.0	0.0	0.0	2.5
	total		19883	106	36	0	0	20025	3.2	2.6	4.8	0.0	0.0	3.2
Nainawa	45	Sale and repair of motor vehicles and motorcycles	10069	0	0	0	0	10069	1.6	0.0	0.0	0.0	0.0	1.6
	46	Wholesale trade	3756	0	0	0	0	3756	0.6	0.0	0.0	0.0	0.0	0.6
	47	Retail trade	44080	70	0	69	0	44219	7.2	1.7	0.0	2.9	0.0	7.1
	total		57905	70	0	69	0	58044	9.4	1.7	0.0	2.9	0.0	9.3
Sulaimani	45	Sale and repair of motor vehicles and motorcycles	5778	0	50	0	0	5828	0.9	0.0	6.7	0.0	0.0	0.9
	46	Wholesale trade	3378	0	77	18	0	3473	0.6	0.0	10.3	0.7	0.0	0.6
	47	Retail trade	31067	83	19	71	0	31240	5.1	2.0	2.6	3.0	0.0	5.0
	total		40223	83	146	89	0	40541	6.5	2.0	19.6	3.7	0.0	6.5
Kirkuk	45	Sale and repair of motor vehicles and motorcycles	4803	0	0	0	0	4803	0.8	0.0	0.0	0.0	0.0	0.8
	46	Wholesale trade	1208	28	0	0	0	1236	0.2	0.7	0.0	0.0	0.0	0.2
	47	Retail trade	17098	0	0	0	0	17098	2.8	0.0	0.0	0.0	0.0	2.8
	total		23109	28	0	0	0	23137	3.8	0.7	0.0	0.0	0.0	3.7
Erbil	45	Sale and repair of motor vehicles and motorcycles	5806	0	0	0	0	5806	0.9	0.0	0.0	0.0	0.0	0.9
	46	Wholesale trade	2202	27	0	0	0	2229	0.4	0.7	0.0	0.0	0.0	0.4
	47	Retail trade	22107	88	0	0	28	22223	3.6	2.1	0.0	0.0	9.2	3.6
	total		30115	115	0	0	28	30258	4.9	2.8	0.0	0.0	9.2	4.9

Continued 1-2

Governorate	Activity code	Activity	Personal company	Partnership or Joint venture company	Limited liability Company	Joint stock company	Other companies	Total	Personal company %	Partnership or Joint venture company %	Limited liability Company %	Joint stock company %	Other companies %	Total %
Diyala	45	Sale and repair of motor vehicles and motorcycles	4361	200	0	0	0	4561	0.7	4.8	0.0	0.0	0.0	0.7
	46	Wholesale trade	1396	183	0	0	0	1579	0.2	4.4	0.0	0.0	0.0	0.3
	47	Retail trade	25252	374	0	0	0	25626	4.1	9.0	0.0	0.0	0.0	4.1
	total		31009	757	0	0	0	31766	5.0	18.3	0.0	0.0	0.0	5.1
Anbar	45	Sale and repair of motor vehicles and motorcycles	6113	36	36	0	0	6185	1.0	0.9	4.8	0.0	0.0	1.0
	46	Wholesale trade	2114	24	0	0	0	2138	0.3	0.6	0.0	0.0	0.0	0.3
	47	Retail trade	23769	275	208	0	0	24252	3.9	6.6	27.9	0.0	0.0	3.9
	total		31996	335	244	0	0	32575	5	0	0	0	0	5
Baghdad	45	Sale and repair of motor vehicles and motorcycles	24482	106	75	74	0	24737	4.0	2.6	10.1	3.1	0.0	4.0
	46	Wholesale trade	7569	143	74	0	0	7786	1.2	3.5	9.9	0.0	0.0	1.3
	47	Retail trade	107682	585	75	0	0	108342	17.5	14.1	10.1	0.0	0.0	17.4
	total		139733	834	224	74	0	140865	22.7	20.2	30.1	3.1	0.0	22.7
Babil	45	Sale and repair of motor vehicles and motorcycles	5256	0	0	168	20	5444	0.9	0.0	0.0	7.0	6.5	0.9
	46	Wholesale trade	1501	0	20	150	35	1706	0.2	0.0	2.7	6.2	11.4	0.3
	47	Retail trade	25180	135	0	1457	223	26995	4.1	3.3	0.0	60.6	72.9	4.3
	total		31937	135	20	1775	278	34145	5.2	3.3	2.7	73.8	90.8	5.5
Karbala	45	Sale and repair of motor vehicles and motorcycles	3304	77	0	0	0	3381	0.5	1.9	0.0	0.0	0.0	0.5
	46	Wholesale trade	1190	0	0	0	0	1190	0.2	0.0	0.0	0.0	0.0	0.2
	47	Retail trade	17528	34	50	0	0	17612	2.9	0.8	6.7	0.0	0.0	2.8
	total		22022	111	50	0	0	22183	3.6	2.7	6.7	0.0	0.0	3.6



Continued 1-2

Governorate	Activity code	Activity	Personal company	Partnership or Joint venture company	Limited liability Company	Joint stock company	Other companies	Total	Personal company %	Partnership or Joint venture company %	Limited liability Company %	Joint stock company %	Other companies %	Total %
Wasit	45	Sale and repair of motor vehicles and motorcycles	3487	37	0	20	0	3544	0.6	0.9	0.0	0.8	0.0	0.6
	46	Wholesale trade	1120	0	0	0	0	1120	0.2	0.0	0.0	0.0	0.0	0.2
	47	Retail trade	15237	0	0	377	0	15614	2.5	0.0	0.0	15.7	0.0	2.5
		total	19844	37	0	397	0	20278	32	0.9	0.0	16.5	0.0	3.3
Salahaddin	45	Sale and repair of motor vehicles and motorcycles	4342	40	0	0	0	4382	0.7	1.0	0.0	0.0	0.0	0.7
	46	Wholesale trade	1708	0	0	0	0	1708	0.3	0.0	0.0	0.0	0.0	0.3
	47	Retail trade	23873	0	0	0	0	23873	3.9	0.0	0.0	0.0	0.0	3.8
		total	29923	40	0	0	0	29963	4.9	1.0	0.0	0.0	0.0	4.8
Najaf	45	Sale and repair of motor vehicles and motorcycles	5288	145	25	0	0	5458	0.9	3.5	3.4	0.0	0.0	0.9
	46	Wholesale trade	1537	63	0	0	0	1600	0.3	1.5	0.0	0.0	0.0	0.3
	47	Retail trade	18769	759	0	0	0	19528	3.1	18.3	0.0	0.0	0.0	3.1
		total	25594	967	25	0	0	26586	4.2	23.4	3.4	0.0	0.0	4.3
Qadisiya	45	Sale and repair of motor vehicles and motorcycles	2646	0	0	0	0	2646	0.4	0.0	0.0	0.0	0.0	0.4
	46	Wholesale trade	1183	0	0	0	0	1183	0.2	0.0	0.0	0.0	0.0	0.2
	47	Retail trade	14497	0	0	0	0	14497	2.4	0.0	0.0	0.0	0.0	2.3
		total	18326	0	0	0	0	18326	3.0	0.0	0.0	0.0	0.0	2.9
Al-Mothanna	45	Sale and repair of motor vehicles and motorcycles	1895	0	0	0	0	1895	0.3	0.0	0.0	0.0	0.0	0.3
	46	Wholesale trade	605	0	0	0	0	605	0.1	0.0	0.0	0.0	0.0	0.1
	47	Retail trade	8417	0	0	0	0	8417	1.4	0.0	0.0	0.0	0.0	1.4
		total	10917	0	0	0	0	10917	1.8	0.0	0.0	0.0	0.0	1.8

Continued 1-2

Governorate	Activity code	Activity	Personal company	Partnership or Joint venture company	Limited liability Company	Joint stock company	Other companies	Total	Personal company %	Partnership or Joint venture company %	Limited liability Company %	Joint stock company %	Other companies %	Total %
Dhiqar	45	Sale and repair of motor vehicles and motorcycles	3719	36	0	0	0	3755	0.6	0.9	0.0	0.0	0.0	0.6
	46	Wholesale trade	1070	0	0	0	0	1070	0.2	0.0	0.0	0.0	0.0	0.2
	47	Retail trade	21593	0	0	0	0	21593	3.5	0.0	0.0	0.0	0.0	3.5
	total		26382	36	0	0	0	26418	4.3	0.9	0.0	0.0	0.0	4.2
Misan	45	Sale and repair of motor vehicles and motorcycles	2180	0	0	0	0	2180	0.4	0.0	0.0	0.0	0.0	0.4
	46	Wholesale trade	599	0	0	0	0	599	0.1	0.0	0.0	0.0	0.0	0.1
	47	Retail trade	10418	197	0	0	0	10615	1.7	4.8	0.0	0.0	0.0	1.7
	total		13197	197	0	0	0	13394	2.1	4.8	0.0	0.0	0.0	2.2
Basra	45	Sale and repair of motor vehicles and motorcycles	6844	68	0	0	0	6912	1.1	1.6	0.0	0.0	0.0	1.1
	46	Wholesale trade	2427	0	0	0	0	2427	0.4	0.0	0.0	0.0	0.0	0.4
	47	Retail trade	32719	219	0	0	0	32938	5.3	5.3	0.0	0.0	0.0	5.3
	total		41990	287	0	0	0	42277	6.8	6.9	0.0	0.0	0.0	6.8
Iraq	45	Sale and repair of motor vehicles and motorcycles	103049	745	222	262	20	104298	16.8	18.0	29.8	10.9	6.5	16.8
	46	Wholesale trade	36490	499	171	168	35	37363	5.9	12.1	23.0	7.0	11.4	6.0
	47	Retail trade	474566	2894	352	1974	251	480037	77.3	69.9	47.2	82.1	82.0	77.2
	total		614105	4138	745	2404	306	621698	100.0	100.0	100.0	100.0	100.0	100.00

Table 2-2: No. establishment by legal status and economic activity in private sectors in Iraq 2012-2013

Activity code	Activity	Personal company	Partnership or joint venture company	Limited liability company	Joint stock company	others	Total	Personal company %	Partnership or joint venture company %	Limited liability company %	Joint stock company %	Others %	Total %
4510	Motor vehicles trade/ wholesale and retail	3114	0	25	20	20	3179	0.5	0.0	0.0	0.0	0.0	0.5
4520	Motor vehicles repair	66099	386	72	39	0	66596	10.6	0.1	0.0	0.0	0.0	10.7
4530	Trading of spare parts and accessories related to motor vehicles/ wholesale and retail	30984	326	125	203	0	31638	5.0	0.1	0.0	0.0	0.0	5.1
4540	Trading, maintenance and repair of bicycles and related accessories and spare parts	2852	33	0	0	0	2885	0.5	0.0	0.0	0.0	0.0	0.5
45	Sale and repair of motor cars and motorcycle	103049	745	222	262	20	104298	16.6	0.1	0.0	0.0	0.0	16.8
4610	Wholesale trade on a contract basis that includes services for wholesale trade	1875	42	92	0	0	2009	0.3	0.0	0.0	0.0	0.0	0.3
4620	Wholesale trade of agricultural raw materials and live livestock	2665	0	0	24	0	2689	0.4	0.0	0.0	0.0	0.0	0.4
4630	Wholesale trade of food, beverages and tobacco	10049	111	0	70	35	10265	1.6	0.0	0.0	0.0	0.0	1.7
4641	Wholesale trade of textiles, clothing and footwear	3932	0	0	0	0	3932	0.6	0.0	0.0	0.0	0.0	0.6
4649	Wholesale trade of other household goods	4424	61	0	0	0	4485	0.7	0.0	0.0	0.0	0.0	0.7
4651	Wholesale trade of computers, their related accessories and software	133	0	0	0	0	133	0.0	0.0	0.0	0.0	0.0	0.0

Continued 2-2

Activity code	Activity	Personal company	Partnership or joint venture company	Limited liability company	Joint stock company	others	Total	Personal company %	Partnership or joint venture company %	Limited liability company %	Joint stock company %	Others %	Total %
4652	Wholesale trade of electronic equipment, communication equipment and its parts	775	0	0	0	0	775	0.1	0.0	0.0	0.0	0.0	0.1
4653	Wholesale trade of agricultural machinery and equipment	360	0	0	0	0	360	0.1	0.0	0.0	0.0	0.0	0.1
4659	Wholesale of other equipment and machinery	1565	0	17	0	0	1582	0.3	0.0	0.0	0.0	0.0	0.3
4661	Wholesale trade of solid, liquid and gaseous fuels and related products	910	49	0	0	0	959	0.1	0.0	0.0	0.0	0.0	0.2
4662	Wholesale trade of metals and ores	923	0	0	28	0	951	0.1	0.0	0.0	0.0	0.0	0.2
4663	Wholesale trade of building materials, plumbing and heating equipment	6259	211	18	46	0	6534	1.0	0.0	0.0	0.0	0.0	1.1
4669	Wholesale trade of wastes, scrap and other products that have not been classified elsewhere	1471	25	24	0	0	1520	0.2	0.0	0.0	0.0	0.0	0.2
4690	Non specified wholesale trade	1149	0	20	0	0	1169	0.2	0.0	0.0	0.0	0.0	0.2
46	Wholesale trade	36490	499	171	168	35	37363	5.9	0.1	0.0	0.0	0.0	6.0
4711	Retail trade in non-specified stores, in which, food, drinks or tobacco are the main materials	152434	1067	181	542	58	154282	24.5	0.2	0.0	0.1	0.0	24.8
4719	Other retail trade in non-specified stores	493	0	0	0	0	493	0.1	0.0	0.0	0.0	0.0	0.1

Continued 2-2

Activity code	Activity	Personal company	Partnership or joint venture company	Limited liability company	Joint stock company	others	Total	Personal company %	Partnership or joint venture company %	Limited liability company %	Joint stock company %	Others %	Total %
4721	Retail trade of food in specified stores	95359	412	79	327	0	96177	15.3	0.1	0.0	0.1	0.0	15.5
4722	Retail trade of beverages in specified stores	4198	0	0	53	0	4251	0.7	0.0	0.0	0.0	0.0	0.7
4723	Retail trade of tobacco and its products in special stores	2224	0	0	0	0	2224	0.4	0.0	0.0	0.0	0.0	0.4
4730	Retail trade for vehicle fuels	10238	109	19	73	0	10439	1.6	0.0	0.0	0.0	0.0	1.7
4741	Retail trade for computer equipment, peripherals, software and communications	15259	26	0	208	69	15562	2.5	0.0	0.0	0.0	0.0	2.5
4742	Retail trade of audio and video equipment in specified stores	8001	67	0	49	69	8186	1.3	0.0	0.0	0.0	0.0	1.3
4751	Retail trade of textiles	8816	0	0	68	0	8884	1.4	0.0	0.0	0.0	0.0	1.4
4752	Retail trade for hardware, dye, glass and building material	39762	322	0	108	27	40219	6.4	0.1	0.0	0.0	0.0	6.5
4753	Retail trade for carpets, floor and wall coverings	3631	81	0	27	0	3739	0.6	0.0	0.0	0.0	0.0	0.6
4759	Retail trade of household appliances, furniture, lighting equipment and other household equipment	25425	70	73	221	28	25817	4.1	0.0	0.0	0.0	0.0	4.2

Continued 2-2

Activity code	Activity	Personal company	Partnership or Joint venture company	Limited liability Company	Joint stock company	Other companies	Total	Personal company %	Partnership or Joint venture company%	Limited liability Company %	Joint stock company %	Other companies %	Total%
4761	Retail trade for books, newspapers and office equipment	7247	173	0	0	0	7420	1.2	0.0	0.0	0.0	0.0	1.2
4762	Retail trade for music and video recordings	985	0	0	0	0	985	0.2	0.0	0.0	0.0	0.0	0.2
4763	Retail trade for sporting equipment	1324	0	0	0	0	1324	0.2	0.0	0.0	0.0	0.0	0.2
4764	retail trade for plays and children's toys	2816	0	0	0	0	2816	0.5	0.0	0.0	0.0	0.0	0.5
4771	Retail trade of clothing, footwear and leather goods	50746	464	0	149	0	51359	8.2	0.1	0.0	0.0	0.0	8.3
4772	Retail trade for pharmaceutical, medical and cosmetic products	17264	60	0	0	0	17324	2.8	0.0	0.0	0.0	0.0	2.8
4773	Other retail trade in specified stores	22577	43	0	149	0	22769	3.6	0.0	0.0	0.0	0.0	3.7
4774	Retail trade for second hand goods in specified stores	5767	0	0	0	0	5767	0.9	0.0	0.0	0.0	0.0	0.9
47	Retail trade	474566	2894	352	1974	251	480037	76.3	0.5	0.1	0.3	0.0	77.2
	total	614105	4138	745	2404	306	621698	98.8	0.7	0.1	0.4	0.0	100.0

Table 1-3: No. establishments in privet sector by using information and communications technology, economic activity and governorates in Iraq 2012-2013

Governorate	Activity code	Activity	Phone			Personal computer (PC)			Internet
			Normal	Mobile	Total	Desktop computer	Laptop	Total	
Duhok	45	Sale and repair of motor vehicles and motorcycles	1	2711	2712	285	0	285	36
	46	Wholesale trade	134	1958	2092	194	242	436	242
	47	Retail trade	361	15154	15515	1812	430	2242	401
	total		496	19823	20319	2291	672	2963	679
Nainawa	45	Sale and repair of motor vehicles and motorcycles	106	9723	9829	35	283	318	255
	46	Wholesale trade	27	3711	3738	37	339	376	143
	47	Retail trade	617	42539	43156	1143	1287	2430	1603
	total		750	55973	56723	1216	1909	3125	2001
Sulaimani	45	Sale and repair of motor vehicles and motorcycles	279	4916	5195	236	100	336	127
	46	Wholesale trade	364	3276	3640	76	437	513	624
	47	Retail trade	1104	27263	28367	954	1145	2099	1724
	total		1747	35455	37202	1266	1682	2948	2475
Kirkuk	45	Sale and repair of motor vehicles and motorcycles	0	2780	2780	0	37	37	112
	46	Wholesale trade	0	543	543	24	24	48	170
	47	Retail trade	81	9159	9240	131	265	396	1091
	total		81	12482	12563	155	326	481	1373
Erbil	45	Sale and repair of motor vehicles and motorcycles	42	5734	5776	42	198	240	365
	46	Wholesale trade	98	2229	2327	134	516	650	555
	47	Retail trade	149	21951	22100	215	1452	1667	1733
	total		289	29914	30203	391	2166	2557	2653
Diyala	45	Sale and repair of motor vehicles and motorcycles	43	4518	4561	0	0	0	130
	46	Wholesale trade	49	1530	1579	0	26	26	52
	47	Retail trade	699	24954	25653	0	620	620	1219
	total		791	31002	31793	0	646	646	1401

Continued 1-3

Governorate	Activity code	Activity	Phone			Personal computer (PC)			Internet
			Normal	Mobile	Total	Desktop computer	Laptop	Total	
Anbar	45	Sale and repair of motor vehicles and motorcycles	144	6005	6149	0	83	83	0
	46	Wholesale trade	50	2088	2138	0	0	0	0
	47	Retail trade	803	23127	23930	95	408	503	480
	Total		997	31220	32217	95	491	586	480
Baghdad	45	Sale and repair of motor vehicles and motorcycles	75	19461	19536	112	809	921	650
	46	Wholesale trade	140	6932	7072	243	1159	1402	919
	47	Retail trade	1427	85424	86851	1349	7277	8626	7143
	Total		1642	111817	113459	1704	9245	10949	8712
Babil	45	Sale and repair of motor vehicles and motorcycles	39	4375	4414	0	129	129	65
	46	Wholesale trade	0	1572	1572	0	0	0	0
	47	Retail trade	275	21272	21547	27	96	123	487
	Total		314	27219	27533	27	225	252	552
Karbala	45	Sale and repair of motor vehicles and motorcycles	133	3160	3293	39	66	105	277
	46	Wholesale trade	37	1103	1140	25	25	50	77
	47	Retail trade	951	15429	16380	32	677	709	2867
	Total		1121	19692	20813	96	768	864	3221
Wasit	45	Sale and repair of motor vehicles and motorcycles	0	2481	2481	0	0	0	0
	46	Wholesale trade	0	922	922	0	0	0	0
	47	Retail trade	41	10663	10704	131	195	326	248
	Total		41	14066	14107	131	195	326	248



Continued 1-3

Governorate	Activity code	Activity	Phone			Personal computer (PC)			Internet
			Normal	Mobile	Total	Desktop computer	Laptop	Total	
Salahaddin	45	Sale and repair of motor vehicles and motorcycles	40	3369	3409	0	0	0	0
	46	Wholesale trade	0	1522	1522	67	44	111	44
	47	Retail trade	145	19740	19885	476	885	1361	482
	total		185	24631	24816	543	929	1472	526
Najaf	45	Sale and repair of motor vehicles and motorcycles	144	5334	5478	51	127	178	373
	46	Wholesale trade	0	1569	1569	0	195	195	187
	47	Retail trade	83	19271	19354	51	497	548	2516
	total		227	26174	26401	102	819	921	3076
Al-Ghadisiya	45	Sale and repair of motor vehicles and motorcycles	0	1115	1115	0	0	0	0
	46	Wholesale trade	0	998	998	0	75	75	22
	47	Retail trade	49	8087	8136	0	141	141	859
	total		49	10200	10249	0	216	216	881
Al-Mothanna	45	Sale and repair of motor vehicles and motorcycles	0	1593	1593	82	41	123	0
	46	Wholesale trade	157	490	647	1	13	14	37
	47	Retail trade	580	6262	6842	233	410	643	303
	total		737	8345	9082	316	464	780	340
Dhigar	45	Sale and repair of motor vehicles and motorcycles	0	3646	3646	0	36	36	36
	46	Wholesale trade	0	1070	1070	0	0	0	216
	47	Retail trade	0	20050	20050	0	0	0	1888
	total		0	24766	24766	0	36	36	2140

Continued 1-3

Governorate	Activity code	Activity	Phone			Personal computer (PC)			Internet
			Normal	Mobile	Total	Desktop computer	Laptop	Total	
Misan	45	Sale and repair of motor vehicles and motorcycles	0	2103	2103	0	0	0	0
	46	Wholesale trade	0	579	579	0	0	0	0
	47	Retail trade	65	9298	9363	82	481	563	145
	Total		65	11980	12045	82	481	563	145
Basra	45	Sale and repair of motor vehicles and motorcycles	0	4309	4309	82	163	245	81
	46	Wholesale trade	0	2175	2175	142	120	262	144
	47	Retail trade	86	24659	24745	606	918	1524	535
	Total		86	31143	31229	830	1201	2031	760
Iraq	45	Sale and repair of motor vehicles and motorcycles	1046	87333	88379	964	2072	3036	2507
	46	Wholesale trade	1056	34267	35323	943	3215	4158	3432
	47	Retail trade	7516	404302	411818	7337	17184	24521	25724
	Total		9618	525902	535520	9245	22471	31716	31663

Table 2-3: No. establishments in private sector by using information and communications technology, economic activity in Iraq 2012-2013

Activity code	Activity	Phone		Personal computer (PC)		Internet
		Normal	Mobile	Desktop computer	Laptop	
4510	Motor vehicles trade/ wholesale and retail	27	3063	128	296.0	216.0
4520	Motor vehicles repair	566	53525	282	250.0	842.0
4530	Trading of spare parts and accessories related to motor vehicles/ wholesale and retail	450	28331	554	1526.0	1449.0
4540	Trading, maintenance and repair of bicycles and related accessories and spare parts	1	2414	0	0.0	0.0
45	Sale and repair of motor cars and motorcycle	1044	87333	964	2072.0	2507.0
4610	Wholesale trade on a contract basis that includes services for wholesale trade	192	1972	214	624.0	719.0
4620	Wholesale trade of agricultural raw materials and live livestock	45	2439	30	32.0	6.0
4630	Wholesale trade of food, beverages and tobacco	69	9300	195	872.0	918.0
4641	Wholesale trade of textiles, clothing and footwear	69	3577	0	296.0	139.0
4649	Wholesale trade of other household goods	196	4151	225	433.0	508.0
4651	Wholesale trade of computers, their related accessories and software	0	133	0	133.0	133.0
4652	Wholesale trade of electronic equipment, communication equipment and its parts	35	758	17	211.0	175.0
4653	Wholesale trade of agricultural machinery and equipment	39	343	39	0.0	66.0
4659	Wholesale of other equipment and machinery	33	1449	49	119.0	135.0
4661	Wholesale trade of solid, liquid and gaseous fuels and related products	25	804	70	43.0	73.0
4662	Wholesale trade of metals and ores	0	865	0	0.0	0.0
4663	Wholesale trade of building materials, plumbing and heating equipment	274	6175	104	358.0	492.0
4669	Wholesale trade of wastes, scrap and other products that have not been classified elsewhere	18	1230	0	62.0	36.0
4690	Non specified wholesale trade	62	1071	0	32.0	32.0
46	Wholesale trade	1057	34267	943	3215.0	3432.0
4711	Retail trade in non-specified stores, in which, food, drinks or tobacco are the main materials	1131	126785	1012	1978.0	5180.0
4719	Other retail trade in non-specified stores	0	492	42	40.0	40.0

Continued 2-3

Activity code	Activity	Phone		Personal computer (PC)		Internet
		Normal	Mobile	Desktop computer	Laptop	
4721	Retail trade of food in specified stores	1107	76719	346	1159.0	3200.0
4722	Retail trade of beverages in specified stores	44	3215	40	29.0	223.0
4723	Retail trade of tobacco and its products in specified stores	113	1909	40	0.0	132.0
4730	Retail trade for vehicle fuels	55	8784	150	257.0	295.0
4741	Retail trade for computer equipment, peripherals, software and communications	119	14415	2407	4467.0	4614.0
4742	Retail trade of audio and visual equipment in specified stores	148	7685	502	1239.0	1492.0
4751	Retail trade of textiles	204	7482	107	200.0	356.0
4752	Retail trade for hardware, dye, glass and building material	1354	35069	176	506.0	1423.0
4753	Retail trade for carpets, floor and wall coverings	36	3274	0	120.0	233.0
4759	Retail trade of household appliances, furniture, lighting equipment and other household equipment	745	22691	335	968.0	1555.0
4761	Retail trade for books, newspapers and office equipment	477	6357	967	671.0	982.0
4762	Retail trade for music and video recordings	0	860	131	224.0	215.0
4763	Retail trade for sporting equipment	45	1190	0	77.0	96.0
4764	retail trade for plays and children's toys	0	2470	87	48.0	56.0
4771	Retail trade of clothing, footwear and leather goods	562	45778	626	1507.0	2327.0
4772	Retail trade for pharmaceutical, medical and cosmetic products	494	15395	100	2789.0	2122.0
4773	Other retail trade in specified stores	832	18818	269	862.0	1134.0
4774	Retail trade for second hand goods in specified stores	51	4914	0	43.0	49.0
47	Retail trade	7517	404302	7337	17184.0	25724.0
	total	9618	525902	9244.0	22471.0	31663

Table 1-4: No. establishments in private sector by ownership of the establishment, warehouse, economic activity and governorates in Iraq 2012-2013, value in thousand ID

Governorate	Activity code	Activity	Ownership of establishment				Ownership of warehouse			
			Property	Rental	Other	Total	Property	Rental	Other	Total
Duhok	45	Sale and repair of motor vehicles and motorcycle	290	2263	160	2713	0	0	0	0
	46	Wholesale trade	268	1602	88	1958	164	353	102	619
	47	Retail trade	3645	11472	238	15355	573	1124	86	1783
	Total		4203	15337	486	20026	737	1477	188	2402
Nainawa	45	Sale and repair of motor vehicles and motorcycle	738	9238	93	10069	0	0	0	0
	46	Wholesale trade	544	3212	0	3756	138	329	0	467
	47	Retail trade	9346	34514	359	44219	90	562	0	652
	Total		10628	46964	452	58044	228	891	0	1119
Sulaimani	45	Sale and repair of motor vehicles and motorcycle	883	4945	0	5828	84	211	0	295
	46	Wholesale trade	823	2650	0	3473	477	1266	0	1743
	47	Retail trade	6812	24318	110	31240	495	1731	40	2266
	Total		8518	31913	110	40541	1056	3208	40	4304
Kirkuk	45	Sale and repair of motor vehicles and motorcycle	478	4287	37	4802	0	54	37	91
	46	Wholesale trade	187	1049	0	1236	0	109	0	109
	47	Retail trade	3916	13144	38	17098	183	226	0	409
	Total		4581	18480	75	23136	183	389	37	609
Erbil	45	Sale and repair of motor vehicles and motorcycle	1695	4015	96	5806	42	394	0	436
	46	Wholesale trade	590	1639	0	2229	413	556	0	969
	47	Retail trade	6434	15557	232	22223	236	1227	20	1483
	Total		8719	21211	328	30258	691	2177	20	2888

Continued 1-4

Governorate	Activity code	Activity	Ownership of establishment				Ownership of warehouse			
			Property	Rental	Other	Total	Property	Rental	Other	Total
Diyala	45	Sale and repair of motor vehicles and motorcycle	67	4494	0	4561	0	90	0	90
	46	Wholesale trade	224	1355	0	1579	102	127	0	229
	47	Retail trade	5543	19967	116	25626	58	232	0	290
	Total		5834	25816	116	31766	160	449	0	609
Anbar	45	Sale and repair of motor vehicles and motorcycle	605	5580	0	6185	36	119	0	155
	46	Wholesale trade	484	1654	0	2138	200	491	0	691
	47	Retail trade	6304	17920	28	24252	132	734	0	866
	Total		7393	25154	28	32575	368	1344	0	1712
Baghdad	45	Sale and repair of motor vehicles and motorcycle	577	24035	124	24736	262	1787	75	2124
	46	Wholesale trade	378	7408	0	7786	309	2267	0	2576
	47	Retail trade	9732	96793	1817	108342	441	2398	0	2839
	Total		10687	128236	1941	140864	1012	6452	75	7539
Babil	45	Sale and repair of motor vehicles and motorcycle	348	4800	296	5444	65	206	0	271
	46	Wholesale trade	248	1430	28	1706	48	244	0	292
	47	Retail trade	6845	18238	1912	26995	460	1169	0	1629
	Total		7441	24468	2236	34145	573	1619	0	2192
Karbala	45	Sale and repair of motor vehicles and motorcycle	652	2729	0	3381	0	66	0	66
	46	Wholesale trade	111	1079	0	1190	0	218	25	243
	47	Retail trade	4013	13442	157	17612	101	586	86	773
	Total		4776	17250	157	22183	101	870	111	1082

□

Continued 1-4

Governorate	Activity code	Activity	Ownership of establishment				Ownership of warehouse			
			Property	Rental	Other	Total	Property	Rental	Other	Total
Wasit	45	Sale and repair of motor vehicles and motorcycle	322	3222	0	3544	37	75	0	112
	46	Wholesale trade	174	946	0	1120	0	119	0	119
	47	Retail trade	3225	12065	324	15614	324	355	0	679
	Total		3721	16233	324	20278	361	549	0	910
Salahaddin	45	Sale and repair of motor vehicles and motorcycle	764	3578	40	4382	89	169	0	258
	46	Wholesale trade	611	1097	0	1708	134	137	0	271
	47	Retail trade	8304	15488	81	23873	989	1067	0	2056
	Total		9679	20163	121	29963	1212	1373	0	2585
Najaf	45	Sale and repair of motor vehicles and motorcycle	578	4818	62	5458	209	51	0	260
	46	Wholesale trade	303	1297	0	1600	34	147	0	181
	47	Retail trade	2659	16485	384	19528	98	255	0	353
	Total		3540	22600	446	26586	341	453	0	794
Al-Qadisiya	45	Sale and repair of motor vehicles and motorcycle	811	1755	80	2646	0	80	0	80
	46	Wholesale trade	325	858	0	1183	32	77	0	109
	47	Retail trade	3241	11181	75	14497	0	162	0	162
	Total		4377	13794	155	18326	32	319	0	351
Al-Mothanna	45	Sale and repair of motor vehicles and motorcycle	278	1576	41	1895	0	0	0	0
	46	Wholesale trade	299	304	1	604	107	74	0	181
	47	Retail trade	3906	4283	229	8418	463	923	48	1434
	Total		4483	6163	271	10917	570	997	48	1615

Continued 1-4

Governorate	Activity code	Activity	Ownership of establishment				Ownership of warehouse			
			Property	Rental	Other	Total	Property	Rental	Other	Total
Dhiqar	45	Sale and repair of motor vehicles and motorcycle	362	3393	0	3755	0	0	0	0
	46	Wholesale trade	130	940	0	1070	0	225	0	225
	47	Retail trade	5528	16065	0	21593	0	513	0	513
	Total		6020	20398	0	26418	0	738	0	738
Misan	45	Sale and repair of motor vehicles and motorcycle	110	2070	0	2180	0	71	0	71
	46	Wholesale trade	89	454	57	600	69	141	0	210
	47	Retail trade	1449	9166	0	10615	77	311	0	388
	Total		1648	11690	57	13395	146	523	0	669
Basra	45	Sale and repair of motor vehicles and motorcycle	918	5732	262	6912	24	92	0	116
	46	Wholesale trade	597	1688	142	2427	124	245	23	392
	47	Retail trade	12516	19361	1061	32938	248	1038	0	1286
	Total		14031	26781	1465	42277	396	1375	23	1794
Iraq	45	Sale and repair of motor vehicles and motorcycle	10476	92530	1291	104297	848	3465	112	4425
	46	Wholesale trade	6385	30662	316	37363	2351	7125	150	9626
	47	Retail trade	103418	369459	7161	480038	4968	14613	280	19861
	Total		120279	492651	8768	621698	8167	25203	542	33912



Table 2-4: No. establishments in privet sectors by ownership of establishment, warehouse and economic activity in Iraq 2012-2013

Activity code	Activity	Ownership of establishment				Ownership of warehouse			
		Property	Rental	Other	Total	Property	Rental	Other	Total
4510	Motor vehicles trade/ wholesale and retail	510	2569	99	3178	49	75	0	124
4520	Motor vehicles repair	6219	59389	989	66597	139	402	37	578
4530	Trading of spare parts and accessories related to motor vehicles/ wholesale and retail	3357	28079	203	31639	660	2988	75	3723
4540	Trading, maintenance and repair of bicycles and related accessories and spare parts	390	2493	0	2883	0	0	0	0
45	Sale and repair of motor cars and motorcycle	10476	92530	1291	104297	848	3465	112	4425
4610	Wholesale trade on a contract basis that includes services for wholesale trade	228	1756	24	2008	60	457	43	560
4620	Wholesale trade of agricultural raw materials and live livestock	580	2069	41	2690	78	470	0	548
4630	Wholesale trade of food, beverages and tobacco	1759	8449	57	10265	590	1970	44	2604
4641	Wholesale trade of textiles, clothing and footwear	373	3559	0	3932	160	756	0	916
4649	Wholesale trade of other household goods	767	3688	32	4487	373	968	63	1404
4651	Wholesale trade of computers, their related accessories and software	0	133	0	133	0	0	0	0
4652	Wholesale trade of electronic equipment, communication equipment and its parts	18	757	0	775	17	182	0	199
4653	Wholesale trade of agricultural machinery and equipment	73	287	0	360	39	0	0	39
4659	Wholesale of other equipment and machinery	174	1408	0	1582	66	672	0	738
4661	Wholesale trade of solid, liquid and gaseous fuels and related products	418	515	26	959	108	67	0	175
4662	Wholesale trade of metals and ores	123	828	0	951	50	119	0	169
4663	Wholesale trade of building materials, plumbing and heating equipment	1417	4992	124	6533	609	1208	0	1817
4669	Wholesale trade of wastes, scrap and other products that have not been classified elsewhere	254	1266	0	1520	91	112	0	203
4690	Non specified wholesale trade	201	955	12	1168	110	144	0	254
46	Wholesale trade	6385	30662	316	37363	2351	7125	150	9626
4711	Retail trade in non-specified stores, in which, food, drinks or tobacco are the main materials	53470	98395	2417	154282	1470	2685	0	4155
4719	Other retail trade in non-specified stores	82	410	0	492	0	46	0	46

Continued 2-4

Activity code	Activity	Ownership of establishment				Ownership of warehouse			
		Property	Rental	Other	Total	Property	Rental	Other	Total
4721	Retail trade of food in specified stores	24002	69672	2505	96179	745	1746	128	2619
4722	Retail trade of beverages in specified stores	803	3360	89	4252	40	166	0	206
4723	Retail trade of tobacco and its products in specified stores	325	1841	59	2225	0	79	0	79
4730	Retail trade for vehicle fuels	3100	6745	594	10439	350	141	20	511
4741	Retail trade for computer equipment, peripherals, software and communications	1090	14403	69	15562	73	164	0	237
4742	Retail trade of audio and visual equipment in specified stores	585	7526	75	8186	143	505	0	648
4751	Retail trade of textiles	1504	7344	36	8884	140	177	0	317
4752	Retail trade of hardware, dye, glass, building materials	4287	35722	209	40218	523	2643	0	3166
4753	Retail trade for carpets, floor and walls coverings	243	3496	0	3739	39	172	0	211
4759	Retail trade of household appliances, furniture, lighting equipment and other household equipment	3517	21987	312	25816	790	2420	0	3210
4761	Retail trade for books, newspapers and office equipment	374	6998	48	7420	53	420	0	473
4762	Retail trade for music and video recordings	28	957	0	985	0	0	0	0
4763	Retail trade for sport goods equipment	28	1297	0	1325	0	28	0	28
4764	retail trade for plays and children's toys	275	2411	130	2816	0	183	0	183
4771	Retail trade of clothing, footwear and leather goods	4415	46697	247	51359	245	1765	132	2142
4772	Retail trade for pharmaceutical, medical and cosmetic	1826	15498	0	17324	216	334	0	550
4773	Other retail trade in specified stores	2878	19565	326	22769	91	755	0	846
4774	Retail trade for second hand goods in specified stores	586	5135	45	5766	50	184	0	234
47	Retail trade	103418	369459	7161	480038	4968	14613	280	19861
	total	120279	492651	8768	621698	8167	25203	542	33912

Table 5: number of establishments in private sector by economic activity, second activity, and environment in Iraq 2012-2013

Code	Main activity	Second activity		Environment		
		Activity code	Activity	Urban	Rural	Total
45	Maintenance and repair of motor vehicles	2432	casting of non-Ferrous metal	93	0	93
		4630	Wholesale trade of food, beverages and tobacco	39	0	39
		4730	Retail trade of vehicle fuels	101	73	173
Total				232	73	305
46	Wholesale of equipment for electronic and telecommunication equipment and related parts	1811	printing	28	0	28
		1392	Manufacture of textiles except clothing	32	0	32
Total				60	0	60
47	Retail trade except motor vehicles and motorcycles	1030	Preparing and preserving fruits and vegetables	46	0	46
		1050	Manufacture of dairy products	58	0	58
		1073	Manufacture of cocoa, chocolate and confectionery	75	0	75
		1410	Making and preparing ready-made clothes except fur	0	43	43
		1520	Manufacture of shoes	46	320	365
		1811	printing	92	0	92
		8219	photographing and preparing documents for office	129	0	129
		1010	Processing and preservation of meat and meat products	61	0	61
		1030	Preparing and preserving fruits and vegetables	129	0	129
		1050	Manufacture of dairy products	70	0	70
		1071	Manufacture of bakery products	25	0	25
		1073	Manufacture of cocoa, chocolate and confectionery	25	0	25
		3510	Generation, transmission and distribution of energy (electricity)	29	0	29
		8219	photographing and preparing documents for office	0	45	45
		3314	Repair of electrical equipment	27	0	27
		4520	Maintenance and repair of motor vehicles	179	53	233
		1811	printing	224	0	224
		3313	Repair of electronic and video equipment	35	0	35
		8219	Making photo and preparing documents for office	44	0	44
		9511	Repair of electronic computers and related parts	155	0	155
9512	Repair of communication equipment	137	0	137		
7729	activities of renting personal and household goods that are not classified elsewhere	51	0	51		

Continued 5

Code	Main activity	Second activity		Environment				
		Activity code	Activity	Urban	Rural	Total		
47	Retail trade except motor vehicles and motorcycles	8219	Making photo and preparing documents for office	44	0	44		
		1392	Manufacture of ready-made textiles except clothing	39	0	39		
		2630	Manufacture of device of communication	42	0	42		
		3312	Repair of machines	32	0	32		
		4321	Installation of electrical equipment	27	0	27		
		4330	Destroying of buildings	66	0	66		
		7730	The rental of machinery, equipment and other material without operators that are not classified	78	0	78		
		9529	Repair of other personal and household goods	42	0	42		
		1392	Manufacture of ready-made textiles except clothing	78	0	78		
		1410	Making and preparing ready-made clothes except fur	42	0	42		
		3100	Manufacture of furniture and wood products not classified elsewhere	104	0	104		
		3314	Repair of electrical equipment	65	0	65		
		4771	Retail trade of clothing, footwear and leather goods	28	0	28		
		4923	Land transport of goods	39	0	39		
		9521	Repair of already used electronics	42	0	42		
		9524	Repair of furniture and home appliances	41	0	41		
		1811	printing	521	125	646		
		8219	Making photo and preparing documents for office	62	0	62		
		1410	Making and preparing ready-made clothes except fur	43	0	43		
		9529	Repair of other household and personal effects	43	0	43		
		2750	Manufacture of home appliances	51	0	51		
		2420	Manufacture of expensive metal except iron and steel metals	43	0	43		
		3211	Metal working and what related	59	0	59		
		3290	Other convention industry not classified elsewhere	43	0	43		
		3313	Repair of electronic and visual equipment	54	0	54		
		8690	Other activities related to human health	90	0	90		
		9529	Repairs of personal and household goods	111	0	111		
		3314	Repair of electrical devices	50	0	50		
		total				3615	586	4201
		total summation				3907	658	4566

Table 1-6: Number of employees by sex, economic activity and governorates in privet sectors in Iraq 2012-2013

Government	Activity code	Activity	Number of employees								total			
			Number of paid employees				Number of unpaid employees				Male	Female	children	Total
			Male	Female	Teenager	Total	Male	Female	Teenager	Total				
Duhok	45	Sale and repair of motor vehicles and motorcycle	1677	0	36	1713	4277	0	36	4313	5954	0	72	6026
	46	Wholesale trade	2730	0	0	2730	3274	0	0	3274	6004	0	0	6004
	47	Retail trade	5524	0	0	5524	21876	88	617	22581	27400	88	617	28105
	Total		9931	0	36	9967	29427	88	653	30168	39358	88	689	40135
Nainawa	45	Sale and repair of motor vehicles and motorcycle	5585	0	1533	7118	12822	0	424	13246	18407	0	1957	20364
	46	Wholesale trade	3576	0	615	4191	5317	0	90	5407	8893	0	705	9598
	47	Retail trade	13578	124	973	14675	55991	615	625	57231	69569	739	1598	71906
	Total		22739	124	3121	25984	74130	615	1139	75884	96869	739	4260	101868
Sulaimani	45	Sale and repair of motor vehicles and motorcycle	4273	0	306	4579	7084	0	118	7202	11357	0	424	11781
	46	Wholesale trade	3737	0	18	3755	5723	0	36	5759	9460	0	54	9514
	47	Retail trade	9151	306	114	9571	39898	177	769	40844	49049	483	883	50415
	Total		17161	306	438	17905	52705	177	923	53805	69866	483	1361	71710
Kirkuk	45	Sale and repair of motor vehicles and motorcycle	3008	0	75	3083	4511	0	204	4715	7519	0	279	7798
	46	Wholesale trade	1089	0	0	1089	1194	0	44	1238	2283	0	44	2327
	47	Retail trade	3888	0	76	3964	16588	85	448	17121	20476	85	524	21085
	Total		7985	0	151	8136	22293	85	696	23074	30278	85	847	31210
Erbil	45	Sale and repair of motor vehicles and motorcycle	3321	0	275	3596	7893	36	387	8316	11214	36	662	11912
	46	Wholesale trade	2418	0	0	2418	3998	0	34	4032	6416	0	34	6450
	47	Retail trade	7314	114	201	7629	31560	676	1574	33810	38874	790	1775	41439
	Total		13053	114	476	13643	43451	712	1995	46158	56504	826	2471	59801

Continued 1-6

Governorate	Activity code	Activity	Number of employees								total			
			Number of paid employees				Number of unpaid employees							
			Male	Female	Children	Total	Male	Female	Children	Total	Male	Female	Children	Total
Diyala	45	Sale and repair of motor vehicles and motorcycle	2900	0	130	3030	3919	0	0	3919	6819	0	130	6949
	46	Wholesale trade	1948	0	51	1999	1504	0	51	1555	3452	0	102	3554
	47	Retail trade	8140	196	328	8664	24755	419	475	25649	32895	615	803	34313
	Total		12988	196	509	13693	30178	419	526	31123	43166	615	1035	44816
Anbar	45	Sale and repair of motor vehicles and motorcycle	6459	0	396	6855	6607	0	0	6607	13066	0	396	13462
	46	Wholesale trade	2660	0	76	2736	2416	0	0	2416	5076	0	76	5152
	47	Retail trade	14576	0	36	14612	24359	0	297	24656	38935	0	333	39268
	Total		23695	0	508	24203	33382	0	297	33679	57077	0	805	57882
Baghdad	45	Sale and repair of motor vehicles and motorcycle	24943	0	1666	26609	29491	0	385	29876	54434	0	2051	56485
	46	Wholesale trade	12010	119	315	12444	10012	89	124	10225	22022	208	439	22669
	47	Retail trade	48987	473	1348	50808	122081	3742	2961	128784	171068	4215	4309	179592
	Total		85940	592	3329	89861	161584	3831	3470	168885	247524	4423	6799	258746
Babil	45	Sale and repair of motor vehicles and motorcycle	3688	0	219	3907	6965	0	438	7403	10653	0	657	11310
	46	Wholesale trade	2101	0	0	2101	2669	0	159	2828	4770	0	159	4929
	47	Retail trade	9913	50	246	10209	37057	906	2786	40749	46970	956	3032	50958
	Total		15702	50	465	16217	46691	906	3383	50980	62393	956	3848	67197
Karbala	45	Sale and repair of motor vehicles and motorcycle	1762	0	0	1762	3984	0	0	3984	5746	0	0	5746
	46	Wholesale trade	1309	0	0	1309	1335	0	0	1335	2644	0	0	2644
	47	Retail trade	6837	43	0	6880	19656	177	0	19833	26493	220	0	26713
	Total		9908	43	0	9951	24975	177	0	25152	34883	220	0	35103

Continued 1-6

Governorate	Activity code	Activity	Number of employees								Total			
			Number of paid employees				Number of unpaid employees				Male	Female	Teenager	Total
			Male	Female	Teenager	Total	Male	Female	Teenager	Total				
Al-Mothanna	45	Sale and repair of motor vehicles and motorcycle	1208	0	0	1208	2597	0	0	2597	3805	0	0	3805
	46	Wholesale trade	805	0	0	805	1101	1	18	1120	1906	1	18	1925
	47	Retail trade	4129	66	96	4291	11878	311	769	12958	16007	377	865	17249
	Total		6142	66	96	6304	15576	312	787	16675	21718	378	883	22979
Dhiqar	45	Sale and repair of motor vehicles and motorcycle	2027	0	0	2027	4660	0	0	4660	6687	0	0	6687
	46	Wholesale trade	1015	0	0	1015	1313	0	0	1313	2328	0	0	2328
	47	Retail trade	3619	0	0	3619	25806	338	0	26144	29425	338	0	29763
	Total		6661	0	0	6661	31779	338	0	32117	38440	338	0	38778
Misan	45	Sale and repair of motor vehicles and motorcycle	1537	0	0	1537	2472	0	39	2511	4009	0	39	4048
	46	Wholesale trade	651	0	0	651	702	0	0	702	1353	0	0	1353
	47	Retail trade	2999	0	0	2999	13511	307	80	13898	16510	307	80	16897
	Total		5187	0	0	5187	16685	307	119	17111	21872	307	119	22298
Basra	45	Sale and repair of motor vehicles and motorcycle	3357	0	954	4311	7965	0	724	8689	11322	0	1678	13000
	46	Wholesale trade	1776	0	388	2164	2814	22	388	3224	4590	22	776	5388
	47	Retail trade	8533	45	674	9252	33216	2198	2379	37793	41749	2243	3053	47045
	Total		13666	45	2016	15727	43995	2220	3491	49706	57661	2265	5507	65433
Iraq	45	Sale and repair of motor vehicles and motorcycle	77174	0	7090	84264	122950	36	4545	127531	200124	36	11635	211795
	46	Wholesale trade	43974	119	1886	45979	49909	112	1413	51434	93883	231	3299	97413
	47	Retail trade	173871	1643	5418	180932	560298	10882	20474	591654	734169	12525	25892	772586
	Total		295019	1762	14394	311175	733157	11030	26432	770619	1028176	12792	40826	1081794

Table 2-6: No. employees in privet sector by sex and economic activity in Iraq 2012-2013

Activity code	Activity	Number of employees								Total			
		Number of paid employees				Number of employees (as employer, self-employed or work for family)							
		Male	Female	Children	Total	Male	Female	Children	Total	Male	Female	Children	Total
4510	Motor vehicles trade/ wholesale and retail	4829	0	158	4987	6219	0	20	6239	11048	0	178	11226
4520	Motor vehicles repair	53219	0	6337	59556	76669	36	3374	80079	129888	36	9711	139635
4530	Trading of spare parts and accessories related to motor vehicles/ wholesale and retail	17839	0	532	18371	36863	0	919	37782	54702	0	1451	56153
4540	Trading, maintenance and repair of bicycles and related accessories and spare parts	1287	0	63	1350	3199	0	232	3431	4486	0	295	4781
45	Sale and repair of motor cars and motorcycle	77174	0	7090	84264	122950	36	4545	127531	200124	36	11635	211795
4610	Wholesale trade on a contract basis that includes services for wholesale trade	3142	0	45	3187	3452	1	45	3498	6594	1	90	6685
4620	Wholesale trade of agricultural raw materials and live livestock	2248	29	0	2277	3322	30	105	3457	5570	59	105	5734
4630	Wholesale trade of food, beverages and tobacco	12816	0	943	13759	13972	21	406	14399	26788	21	1349	28158
4641	Wholesale trade of textiles, clothing and footwear	2802	90	0	2892	4855	60	72	4987	7657	150	72	7879
4649	Wholesale trade of other household goods	5766	0	252	6018	6068	0	106	6174	11834	0	358	12192
4651	Wholesale trade of computers, their related accessories and software	116	0	0	116	133	0	0	133	249	0	0	249
4652	Wholesale trade of electronic equipment, communication equipment and its parts	697	0	0	697	903	0	0	903	1600	0	0	1600
4653	Wholesale trade of agricultural machinery and equipment	430	0	0	430	465	0	0	465	895	0	0	895
4659	Wholesale of other equipment and machinery	1582	0	43	1625	1923	0	83	2006	3505	0	126	3631
4661	Wholesale trade of solid, liquid and gaseous fuels and related products	1911	0	78	1989	1297	0	77	1374	3208	0	155	3363
4662	Wholesale trade of metals and ores	966	0	26	992	1230	0	26	1256	2196	0	52	2248
4663	Wholesale trade of building materials, plumbing and heating equipment	9024	0	204	9228	8961	0	382	9343	17985	0	586	18571
4669	Wholesale trade of wastes, scrap and other products that have not been classified elsewhere	1244	0	171	1415	1853	0	84	1937	3097	0	255	3352
4690	Non specified wholesale trade	1230	0	124	1354	1475	0	27	1502	2705	0	151	2856
46	Wholesale trade	43974	119	1886	45979	49909	112	1413	51434	93883	231	3299	97413



Continued 2-6

Activity code	Activity	Number of employees								Total			
		Number of paid employees				Number of employees (as employer, self-employed or work for family)							
		Male	Female	Teenager	Total	Male	Female	Teenager	Total	Male	Female	Teenager	Total
4711	Retail trade in non-specified stores, in which, food, drinks or tobacco are the main materials	37326	211	1422	38959	179711	4668	9879	194258	217037	4879	11301	233217
4719	Other retail trade in non-specified stores	299	0	0	299	643	86	0	729	942	86	0	1028
4721	Retail trade of food in specified stores	26225	0	1071	27296	112423	3165	4268	119856	138648	3165	5339	147152
4722	Retail trade of beverages in specified stores	1713	0	162	1875	5179	39	114	5332	6892	39	276	7207
4723	Retail trade of tobacco and its products in specified stores	1046	0	0	1046	2536	0	50	2586	3582	0	50	3632
4730	Retail trade for vehicle fuels	10210	0	242	10452	12219	0	608	12827	22429	0	850	23279
4741	Retail trade for computer equipment, peripherals, software and communications	5960	0	0	5960	16954	0	248	17202	22914	0	248	23162
4742	Retail trade of audio and visual equipment in specified stores	4218	0	77	4295	9408	0	71	9479	13626	0	148	13774
4751	Retail trade of textiles	2889	0	150	3039	11095	195	145	11435	13984	195	295	14474
4752	Retail trade of hardware, dye, glass, and building material	22852	0	794	23646	48416	39	1217	49672	71268	39	2011	73318
4753	Retail trade for carpet, wall and floor coverings	2170	0	86	2256	4813	0	84	4897	6983	0	170	7153
4759	Retail trade of household appliances, furniture, lighting equipment and other household equipment	15767	29	441	16237	31983	138	807	32928	47750	167	1248	49165
4761	Retail trade for books, newspapers and office equipment	2711	0	0	2711	8375	48	169	8592	11086	48	169	11303
4762	Retail trade for music and video recordings	309	0	0	309	1158	0	28	1186	1467	0	28	1495
4763	Retail trade for sporting equipment	496	0	0	496	1434	0	0	1434	1930	0	0	1930
4764	retail trade for plays and children's toys	1038	0	0	1038	2938	0	0	2938	3976	0	0	3976
4771	Retail trade of clothing, footwear and leather goods	17705	379	587	18671	58952	821	1796	61569	76657	1200	2383	80240
4772	Retail trade for pharmaceutical, medical and cosmetic products	11822	981	0	12803	18163	1203	92	19458	29985	2184	92	32261
4773	Other retail trade in specified stores	7880	43	341	8264	27334	480	850	28664	35214	523	1191	36928
4774	Retail trade for second hand goods in specified stores	1235	0	45	1280	6564	0	48	6612	7799	0	93	7892
47	Retail trade	173871	1643	5418	180932	560298	10882	20474	591654	734169	12525	25892	772586
	Total	295019	1762	14394	311175	733157	11030	26432	770619	1028176	12792	40826	1081794

Table 1-7: number of employees in private sector by wage or compensation, sex, economic activity and environment in Iraq 2012-2013, value in 1000 ID

Governorate	Activity code	Activity	Number of paid employees				Value of salaries and wages				Value of in-kind benefits	The value of contribution of the establishment to workers	Total employee's compensation
			Male	Female	Children	Total	Male	Female	Children	Total			
Duhok	45	Sale and repair of motor vehicles and motorcycles	1677	0	36	1713	6857171	0	68744	6925915	1166368	21482	8113765
	46	Wholesale trade	2730	0	0	2730	13820275	0	0	13820275	3480277	118512	17419064
	47	Retail trade	5524	0	0	5524	25601966	0	98467	25700433	6830500	170556	32701489
	Total		9931	0	36	9967	46279412	0	167211	46446623	11477145	310550	58234318
Nainawa	45	Sale and repair of motor vehicles and motorcycles	5585	0	1533	7118	14865098		2417488	17282586	10506131	335315	28124032
	46	Wholesale trade	3576	0	615	4191	10363564		1071055	11434619	6501591	238846	18175056
	47	Retail trade	13578	124	973	14675	35294430	265293	1492214	37051937	21696456	178686	58927079
	Total		22739	124	3121	25984	60523092	265293	4980757	65769142	38704178	752847	105226167
Sulaimani	45	Sale and repair of motor vehicles and motorcycles	4273	0	306	4579	27212191	0	1329743	28541934	898359	81579	29521872
	46	Wholesale trade	3737	0	18	3755	27005676	0	47237	27052913	1199859	64414	28317186
	47	Retail trade	9151	306	114	9571	55387715	2201472	244629	57833816	1650435	113088	59597339
	Total		17161	306	438	17905	109605582	2201472	1621609	113428663	3748653	259081	117436397
Kirkuk	45	Sale and repair of motor vehicles and motorcycles	3008	0	75	3083	11092969	0	170803	11263772	6102750	0	17366522
	46	Wholesale trade	1089	0	0	1089	4217078	0	0	4217078	3462773	0	7679851
	47	Retail trade	3888	0	76	3964	14803926	0	113362	14917288	10056261	13774	24987323
	Total		7985	0	151	8136	30113973	0	284165	30398138	19621784	13774	50033696
Erbil	45	Sale and repair of motor vehicles and motorcycles	3321	0	275	3596	18040879		766944	18807823	3138845	209959	22156627
	46	Wholesale trade	2418	0	0	2418	16175225			16175225	2385197	0	18560422
	47	Retail trade	7314	114	201	7629	49437761	400136	745597	50583494	5530505	263355	56377354
	Total		13053	114	476	13643	83653865	400136	1512541	85566542	11054547	473314	97094403

Continued 1-7

Governorate	Activity code	Activity	Number of paid employees				Value of salaries and wages				Value of in-kind benefits	The value of contribution of the establishment to workers	Total employee's compensation
			Male	Female	Teenager	Total	Male	Female	Teenager	Total			
Diyala	45	Sale and repair of motor vehicles and motorcycles	2900	0	130	3030	8255466	0	155530	8410996	5137833	93243	13642072
	46	Wholesale trade	1948	0	51	1999	6570150	0	105843	6675993	3010355	639936	10326284
	47	Retail trade	8140	196	328	8664	25056866	352031	502333	25911230	9740789	1730970	37382989
	Total		12988	196	509	13693	39882482	352031	763706	40998219	17888977	2464149	61351345
Anbar	45	Sale and repair of motor vehicles and motorcycles	6459	0	396	6855	18609426	0	615125	19224551	11079018	0	30303569
	46	Wholesale trade	2660	0	76	2736	7981017	0	114125	8095142	3236818	0	11331960
	47	Retail trade	14576	0	36	14612	40383215	0	54513	40437728	14126316	0	54564044
	Total		23695	0	508	24203	66973658	0	783763	67757421	28442152	0	96199573
Baghdad	45	Sale and repair of motor vehicles and motorcycles	24943	0	1666	26609	110895068	0	5228680	116123748	69067518	44747	185236013
	46	Wholesale trade	12010	119	315	12444	55589965	321637	699262	56610864	21441508	345134	78397506
	47	Retail trade	48987	473	1348	50808	211201099	1830228	2747282	215778609	90187230	1412623	307378462
	Total		85940	592	3329	89861	377686132	2151865	8675224	388513221	180696256	1802504	571011981
Babil	45	Sale and repair of motor vehicles and motorcycles	3688	0	219	3907	19495241	0	563989	20059230	15289839	0	35349069
	46	Wholesale trade	2101	0	0	2101	10574756	0	0	10574756	6264818	0	16839574
	47	Retail trade	9913	50	246	10209	42377355	238852	523665	43139872	24083192	0	67223064
	Total		15702	50	465	16217	72447352	238852	1087654	73773858	45637849	0	119411707
Karbala	45	Sale and repair of motor vehicles and motorcycles	1762	0	0	1762	6851475	0	0	6851475	4494089	0	11345564
	46	Wholesale trade	1309	0	0	1309	5681709	0	0	5681709	3643636	0	9325345
	47	Retail trade	6837	43	0	6880	27964601	206338	0	28170939	12865089	0	41036028
	Total		9908	43	0	9951	40497785	206338	0	40704123	21002814	0	61706937

Continued 1-7

Governorate	Activity code	Activity	Number of paid employees				Value of salaries and wages				Value of in-kind benefits	The value of contribution of the establishment to workers	Total employee's compensation
			Male	Female	Teenager	Total	Male	Female	Teenager	Total			
Wasit	45	Sale and repair of motor vehicles and motorcycles	2175	0	261	2436	5754636	0	380690	6135326	4166378	0	10301704
	46	Wholesale trade	588	0	142	730	1783740	0	438240	2221980	1051708	0	3273688
	47	Retail trade	4924	226	598	5748	14159587	678000	1153917	15991504	7976535	0	23968039
	Total		7687	226	1001	8914	21697963	678000	1972847	24348810	13194621	0	37543431
Salahaddin	45	Sale and repair of motor vehicles and motorcycles	2942	0	20	2962	10157958	0	30333	10188291	6799920	0	16988211
	46	Wholesale trade	2019	0	0	2019	8255364	0	0	8255364	5455904	22857	13734125
	47	Retail trade	12311	0	0	12311	39698918	0	0	39698918	15708080	789925	56196923
	Total		17272	0	20	17292	58112240	0	30333	58142573	27963904	812782	86919259
Najaf	45	Sale and repair of motor vehicles and motorcycles	5838	0	834	6672	31358509	0	1768466	33126975	12097506	0	45224481
	46	Wholesale trade	2629	0	281	2910	12404079	0	842368	13246447	6449835	132300	19828582
	47	Retail trade	6854	0	554	7408	31299519	0	1300405	32599924	15518954	0	48118878
	Total		15321	0	1669	16990	75062107	0	3911239	78973346	34066295	132300	113171941
Al- Qadisiya	45	Sale and repair of motor vehicles and motorcycles	474	0	385	859	1496095	0	655723	2151818	1436603	0	3588421
	46	Wholesale trade	913	0	0	913	3589488	0	0	3589488	839400	0	4428888
	47	Retail trade	2594	0	174	2768	11172265	0	237858	11410123	5350666	157491	16918280
	Total		3981	0	559	4540	16257848	0	893581	17151429	7626669	157491	24935589

Continued 1-7

Governorate	Activity code	Activity	Number of paid employees				Value of salaries and wages				Value of in-kind benefits	The value of contribution of the establishment to workers	Total employee's compensation
			Male	Female	Teenager	Total	Male	Female	Teenager	Total			
Al-Mothanna	45	Sale and repair of motor vehicles and motorcycles	1208	0	0	1208	5752594	0	0	5752594	5104175	0	10856769
	46	Wholesale trade	805	0	0	805	3245233	0	0	3245233	2938776	0	6184009
	47	Retail trade	4129	66	96	4291	16155562	197478	172878	16525918	11258823	102093	27886834
	Total		6142	66	96	6304	25153389	197478	172878	25523745	19301774	102093	44927612
Dhiqar	45	Sale and repair of motor vehicles and motorcycles	2027	0	0	2027	7569120	0	0	7569120	5940120	0	13509240
	46	Wholesale trade	1015	0	0	1015	3940698	0	0	3940698	2309174	0	6249872
	47	Retail trade	3619	0	0	3619	14663632	0	0	14663632	7297004	0	21960636
	Total		6661	0	0	6661	26173450	0	0	26173450	15546298	0	41719748
Misan	45	Sale and repair of motor vehicles and motorcycles	1537	0	0	1537	6404795	0	0	6404795	9025490	0	15430285
	46	Wholesale trade	651	0	0	651	3020907	0	0	3020907	2763780	0	5784687
	47	Retail trade	2999	0	0	2999	15028768	0	0	15028768	8494465	0	23523233
	Total		5187	0	0	5187	24454470	0	0	24454470	20283735	0	44738205
Basra	45	Sale and repair of motor vehicles and motorcycles	3357	0	954	4311	18058255	0	3915548	21973803	25806727	0	47780530
	46	Wholesale trade	1776	0	388	2164	9598748	0	1128759	10727507	6085395	314729	17127631
	47	Retail trade	8533	45	674	9252	38865553	324476	1958643	41148672	24691019	5369	65845060
	Total		13666	45	2016	15727	66522556	324476	7002950	73849982	56583141	320098	130753221
Iraq	45	Sale and repair of motor vehicles and motorcycles	77174	0	7090	84264	328726946	0	18067806	346794752	197257669	786325	544838746
	46	Wholesale trade	43974	119	1886	45979	203817672	321637	4446889	208586198	82520804	1876728	292983730
	47	Retail trade	173871	1643	5418	180932	708552738	6694304	11345763	726592805	293062319	4937930	1024593054
	Total		295019	1762	14394	311175	1241097356	7015941	33860458	1281973755	572840792	7600983	1862415530

## Internal trade Survey in Private sector in Iraq 2012-2013

Table 2-7: Number of employees in private sectors by wage or Compensation, and economic activity in Iraq 2012-2013, value in 1000 ID

Activity code	Activity	Number of paid employees				Value of salaries and wages				Value of in-kind benefits	The value of contribution of the establishment in favor of workers	Total employee's compensation
		Male	Female	Teenager	Total	Male	Female	Teenager	Total			
4510	Motor vehicles trade/ wholesale and retail	4829	0	158	4987	23982378	0	298998	24281376	14921283	41400	39244059
4520	Motor vehicles repair	53219	0	6337	59556	226877932	0	16342542	243220474	139812316	534966	383567756
4530	Trading of spare parts and accessories related to motor vehicles/ wholesale and retail	17839	0	532	18371	73170536	0	1297666	74468202	38829152	209959	113507313
4540	Trading, maintenance and repair of bicycles and related accessories and spare parts	1287	0	63	1350	4696100	0	128600	4824700	3694918	0	8519618
45	Sale and repair of motor cars and motorcycle	77174	0	7090	84264	328726946	0	18067806	346794752	197257669	786325	544838746
4610	Wholesale trade on a contract basis that includes services for wholesale trade	3142	0	45	3187	18000207	0	30000	18030207	6863431	0	24893638
4620	Wholesale trade of agricultural raw materials and live livestock	2248	29	0	2277	10025796	142286	0	10168082	4820031	13600	15001713
4630	Wholesale trade of food, beverages and tobacco	12816	0	943	13759	56860367	0	2531210	59391577	22914781	37962	82344320
4641	Wholesale trade of textiles, clothing and footwear	2802	90	0	2892	10559153	179351	0	10738504	6075521	5381	16819406
4649	Wholesale trade of other household goods	5766	0	252	6018	28144839	0	439441	28584280	9429832	90309	38104421
4651	Wholesale trade of computers, their related accessories and software	116	0	0	116	698040	0	0	698040	79776	0	777816
4652	Wholesale trade of electronic equipment, communication equipment and its parts	697	0	0	697	3200721	0	0	3200721	1583266	0	4783987
4653	Wholesale trade of agricultural machinery and equipment	430	0	0	430	2335400	0	0	2335400	1466960	0	3802360
4659	Wholesale of other equipment and machinery	1582	0	43	1625	7674849	0	134002	7808851	3172258	3240	10984349
4661	Wholesale trade of solid, liquid and gaseous fuels and related products	1911	0	78	1989	8404615	0	165226	8569841	3885578	1007341	13462760
4662	Wholesale trade of metals and ores	966	0	26	992	4060658	0	93484	4154142	3971034	9020	8134196
4663	Wholesale trade of building materials, plumbing and heating equipment	9024	0	204	9228	43905663	0	488480	44394143	13399965	709875	58503983
4669	Wholesale trade of wastes, scrap and other products that have not been classified elsewhere	1244	0	171	1415	4960797	0	416246	5377043	1944387	0	7321430
4690	Non specified wholesale trade	1230	0	124	1354	4986567	0	148800	5135367	2913984	0	8049351
46	Wholesale trade	43974	119	1886	45979	203817672	321637	4446889	208586198	82520804	1876728	292983730

## Continued 2-7

Activity code	Activity	Number of paid employees				Value of salaries and wages				Value of in-kind benefits	value of contribution of establishment to workers	Total employee's compensation
		Male	Female	Teenager	Total	Male	Female	Teenager	Total			
4711	Retail trade in non-specified stores, in which, food, drinks or tobacco are the main materials	37326	211	1422	38959	136671297	501061	2727588	139899946	54797910	1007901	195705757
4719	Other retail trade in non-specified stores	299	0	0	299	1256303	0	0	1256303	1045252	0	2301555
4721	Retail trade of food in specified stores	26225	0	1071	27296	100704919	0	1849139	102554058	42329421	376877	145260356
4722	Retail trade of beverages in specified stores	1713	0	162	1875	7048706	0	366784	7415490	2089408	0	9504898
4723	Retail trade of tobacco and its products in specified stores	1046	0	0	1046	4097634	0	0	4097634	899767	0	4997401
4730	Retail trade for vehicle fuels	10210	0	242	10452	48778024	0	727611	49505635	25929271	429711	75864617
4741	Retail trade for computer equipment, peripherals, software and communications	5960	0	0	5960	26314165	0	102933	26417098	5710908	0	32128006
4742	Retail trade of audio and visual equipment in specified stores	4218	0	77	4295	15644016	0	122905	15766921	4597467	124538	20488926
4751	Retail trade of textiles	2889	0	150	3039	11945439	0	129956	12075395	3056340	0	15131735
4752	Retail trade for hardware, dye, glass and building materials	22852	0	794	23646	93269994	0	2067690	95337684	37216799	998090	133552573
4753	Retail trade for carpets, floor and wall coverings	2170	0	86	2256	9616526	0	142392	9758918	3844530	0	13603448
4759	Retail trade of household appliances, furniture, lighting equipment and other household equipment	15767	29	441	16237	68375807	169532	1072194	69617533	30564814	85906	100268253
4761	Retail trade for books, newspapers and office equipment	2711	0	0	2711	10122845	0	0	10122845	1928897	160877	12212619
4762	Retail trade for music and video recordings	309	0	0	309	757639	0	0	757639	194150	0	951789
4763	Retail trade for sporting equipment	496	0	0	496	1567897	0	0	1567897	354408	0	1922305
4764	retail trade for plays and children's toys	1038	0	0	1038	5018378	0	0	5018378	309990	0	5328368
4771	Retail trade of clothing, footwear and leather goods	17705	379	587	18671	72980491	1253834	1241723	75476048	33201722	40640	108718410
4772	Retail trade for pharmaceutical, medical and cosmetic products	11822	981	0	12803	53133075	4563655	0	57696730	23842036	1662376	83201142
4773	Other retail trade in specified stores	7880	43	341	8264	38207560	206222	713730	39127512	19867978	43822	59039312
4774	Retail trade for second hand goods in specified stores	1235	0	45	1280	3042023	0	81118	3123141	1281251	7192	4411584
47	Retail trade	173871	1643	5418	180932	708552738	6694304	11345763	726592805	293062319	4937930	1024593054
	<b>Total</b>	<b>295019</b>	<b>1762</b>	<b>14394</b>	<b>311175</b>	<b>1241097356</b>	<b>7015941</b>	<b>33860458</b>	<b>1.282E+09</b>	<b>572840792</b>	<b>7600983</b>	<b>1862415530</b>

Table 1-8: Value of in kind- benefits in privet sectors by economic activity and governorate in Iraq 2012-2013, value in 1000 ID

Governorate	Activity code	Activity	Food	Residency	Clothes	Other	Total
Duhok	45	Sale and repair of motor vehicles and motorcycles	919504	0	0	246864	1166368
	46	Wholesale trade	3037299	99425	114429	229124	3480277
	47	Retail trade	5390130	214059	581589	644722	6830500
	Total		9346933	313484	696018	1120710	11477145
Nainawa	45	Sale and repair of motor vehicles and motorcycles	5961632	0	866417	3678082	10506131
	46	Wholesale trade	3312433	0	518540	2670618	6501591
	47	Retail trade	14656337	39187	635689	6365243	21696456
	Total		23930402	39187	2020646	12713943	38704178
Sulaimani	45	Sale and repair of motor vehicles and motorcycles	898359	0	0	0	898359
	46	Wholesale trade	1189123	0	10736	0	1199859
	47	Retail trade	1553597	0	85631	11207	1650435
	Total		3641079	0	96367	11207	3748653
Kirkuk	45	Sale and repair of motor vehicles and motorcycles	3439527	0	11998	2651225	6102750
	46	Wholesale trade	1965486	0	13662	1483625	3462773
	47	Retail trade	5642864	0	321327	4092070	10056261
	Total		11047877	0	346987	8226920	19621784
Erbil	45	Sale and repair of motor vehicles and motorcycles	3035784	0	0	103061	3138845
	46	Wholesale trade	2369747	0	0	15450	2385197
	47	Retail trade	5385788	0	33329	111388	5530505
	Total		10791319	0	33329	229899	11054547

□



Continued 1-8

Governorate	Activity code	Activity	Food	Residency	Clothes	Other	Total
Diyala	45	Sale and repair of motor vehicles and motorcycles	3006790	0	326866	1804177	5137833
	46	Wholesale trade	1808130	0	199385	1002840	3010355
	47	Retail trade	5884114	215772	711730	2929173	9740789
	Total		10699034	215772	1237981	5736190	17888977
Anbar	45	Sale and repair of motor vehicles and motorcycles	5757092	0	51800	5270126	11079018
	46	Wholesale trade	1683793	0	0	1553025	3236818
	47	Retail trade	7465783	0	0	6660533	14126316
	Total		14906668	0	51800	13483684	28442152
Baghdad	45	Sale and repair of motor vehicles and motorcycles	38075316	25273	783076	30183853	69067518
	46	Wholesale trade	11856783	0	300119	9284606	21441508
	47	Retail trade	52142458	257779	591195	37195798	90187230
	Total		102074557	283052	1674390	76664257	180696256
Babil	45	Sale and repair of motor vehicles and motorcycles	8490743	36225	0	6762871	15289839
	46	Wholesale trade	3563734	0	0	2701084	6264818
	47	Retail trade	13273566	238852	282541	10288233	24083192
	Total		25328043	275077	282541	19752188	45637849
Karbala	45	Sale and repair of motor vehicles and motorcycles	2827364	0	0	1666725	4494089
	46	Wholesale trade	2292271	0	0	1351365	3643636
	47	Retail trade	8272292	0	7480	4585317	12865089
	Total		13391927	0	7480	7603407	21002814

Continued 1-8

Governorate	Activity code	Food	Residency	Clothes	Other		Total
Wasit	45	Sale and repair of motor vehicles and motorcycles	2610572	0	61520	1494286	4166378
	46	Wholesale trade	696040	0	14988	340680	1051708
	47	Retail trade	5324606	31793	381260	2238876	7976535
	Total		8631218	31793	457768	4073842	13194621
Salahaddin	45	Sale and repair of motor vehicles and motorcycles	4202616	0	0	2597304	6799920
	46	Wholesale trade	3017388	0	5280	2433236	5455904
	47	Retail trade	9965424	277195	140202	5325259	15708080
	Total		17185428	277195	145482	10355799	27963904
Najaf	45	Sale and repair of motor vehicles and motorcycles	8207593	0	74275	3815638	12097506
	46	Wholesale trade	3921134	0	99180	2429521	6449835
	47	Retail trade	9216769	0	59263	6242922	15518954
	Total		21345496	0	232718	12488081	34066295
Al- Qadisiya	45	Sale and repair of motor vehicles and motorcycles	563182	0	303842	569579	1436603
	46	Wholesale trade	453720	0	0	385680	839400
	47	Retail trade	2642416	0	147978	2560272	5350666
	Total		3659318	0	451820	3515531	7626669
Al-Mothanna	45	Sale and repair of motor vehicles and motorcycles	2948095	0	0	2156080	5104175
	46	Wholesale trade	1633079	0	6804	1298893	2938776
	47	Retail trade	6174805	0	48982	5035036	11258823
	Total		10755979	0	55786	8490009	19301774

Continued 1-8

Governorate	Activity code	Clothes	Food	Residency	Clothes	Other	Total
Dhiqar	45	Sale and repair of motor vehicles and motorcycles	2970060	0	0	2970060	5940120
	46	Wholesale trade	1214563	0	0	1094611	2309174
	47	Retail trade	3648502	0	0	3648502	7297004
	Total		7833125	0	0	7713173	15546298
Misan	45	Sale and repair of motor vehicles and motorcycles	4609490	0	0	4416000	9025490
	46	Wholesale trade	1406923	0	0	1356857	2763780
	47	Retail trade	4333433	0	73600	4087432	8494465
	Total		10349846	0	73600	9860289	20283735
Basra	45	Sale and repair of motor vehicles and motorcycles	10063970	0	3221112	12521645	25806727
	46	Wholesale trade	2838637	0	305095	2941663	6085395
	47	Retail trade	12603617	0	680808	11406594	24691019
	Total		25506224	0	4207015	26869902	56583141
Iraq	45	Sale and repair of motor vehicles and motorcycles	108587689	61498	5700906	82907576	197257669
	46	Wholesale trade	48260283	99425	1588218	32572878	82520804
	47	Retail trade	173576501	1274637	4782604	113428577	293062319
	Total		330424473	1435560	12071728	228909031	572840792

Table 2-8: Value of in kind- benefits in privet sectors by economic activity in Iraq 2012-2013, value in 1000 ID

Activity code	Main activity	Food	Residency	Clothes	Other	Total
4510	Motor vehicles trade/ wholesale and retail	7524613	61498	225979	7109193	14921283
4520	Motor vehicles repair	75773141	0	5008347	59030828	139812316
4530	Trading of spare parts and accessories related to motor vehicles/ wholesale and retail	23210610	0	466580	15151962	38829152
4540	Trading, maintenance and repair of bicycles and related accessories and spare parts	2079325	0	0	1615593	3694918
45	Sale and repair of motor cars and motorcycle	108587689	61498	5700906	82907576	197257669
4610	Wholesale trade on a contract basis that includes services for wholesale trade	4254103	99425	0	2509903	6863431
4620	Wholesale trade of agricultural raw materials and live livestock	2700241	0	40800	2078990	4820031
4630	Wholesale trade of food, beverages and tobacco	13569058	0	629134	8716589	22914781
4641	Wholesale trade of textiles, clothing and footwear	3730984	0	10761	2333776	6075521
4649	Wholesale trade of other household goods	5887101	0	249165	3293566	9429832
4651	Wholesale trade of computers, their related accessories and software	79776	0	0	0	79776
4652	Wholesale trade of electronic equipment, communication equipment and its parts	941809	0	0	641457	1583266
4653	Wholesale trade of agricultural machinery and equipment	727000	0	9720	730240	1466960
4659	Wholesale of other equipment and machinery	1859392	0	113314	1199552	3172258
4661	Wholesale trade of solid, liquid and gaseous fuels and related products	2058403	0	146600	1680575	3885578
4662	Wholesale trade of metals and ores	1978383	0	93484	1899167	3971034
4663	Wholesale trade of building materials, plumbing and heating equipment	7725074	0	196040	5478851	13399965
4669	Wholesale trade of wastes, scrap and other products that have not been classified elsewhere	1197699	0	0	746688	1944387
4690	Non specified wholesale trade	1551260	0	99200	1263524	2913984
46	Wholesale trade	48260283	99425	1588218	32572878	82520804

Continued 2-8

Activity code	Main activity	Food	Residency	Clothes	Other	Total
4711	Retail trade in non-specified stores, in which, food, drinks or tobacco are the main materials	33047065	0	189618	21561227	54797910
4719	Other retail trade in non-specified stores	619056	0	0	426196	1045252
4721	Retail trade of food in specified stores	25925847	308988	1144260	14950326	42329421
4722	Retail trade of beverages in specified stores	1453394	0	12097	623917	2089408
4723	Retail trade of tobacco and its products in specified stores	899767	0	0	0	899767
4730	Retail trade for vehicle fuels	14194034	0	993251	10741986	25929271
4741	Retail trade for computer equipment, peripherals, software and communications	3371591	0	28543	2310774	5710908
4742	Retail trade of audio and visual equipment in specified stores	3059891	0	31576	1506000	4597467
4751	Retail trade of textiles	2024545	0	45646	986149	3056340
4752	Retail trade for hardware, dye, glass and building materials	22102635	0	566124	14548040	37216799
4753	Retail trade for carpets, floor and wall coverings	2464662	214059	0	1165809	3844530
4759	Retail trade of household appliances, furniture, lighting equipment and other household equipment	17326563	0	735942	12502309	30564814
4761	Retail trade for books, newspapers and office equipment	1392336	0	22982	513579	1928897
4762	Retail trade for music and video recordings	174883	0	19267	0	194150
4763	Retail trade for sporting equipment	210937	0	80100	63371	354408
4764	retail trade for plays and children's toys	309990	0	0	0	309990
4771	Retail trade of clothing, footwear and leather goods	19567521	0	747829	12886372	33201722
4772	Retail trade for pharmaceutical, medical and cosmetic products	12080450	751590	115023	10894973	23842036
4773	Other retail trade in specified stores	12572000	0	35961	7260017	19867978
4774	Retail trade for second hand goods in specified stores	779334	0	14385	487532	1281251
47	Retail trade	173576501	1274637	4782604	113428577	293062319
	Total	330424473	1435560	12071728	228909031	572840792

Table 1-9: The value of contribution of the establishments to employees by economic activity and governorates in private sectors in Iraq 2012-2013, value in 1000 ID

Governorate	Activity code	Activity	Social insurance	Health insurance	Life insurance	Other	Total
Duhok	45	Sale and repair of motor vehicles and motorcycles	21482	0	0	0	21482
	46	Wholesale trade	97174	0	0	21338	118512
	47	Retail trade	130087	0	0	40469	170556
	Total		248743	0	0	61807	310550
Nainawa	45	Sale and repair of motor vehicles and motorcycles	0	0	0	335315	335315
	46	Wholesale trade	0	0	0	238846	238846
	47	Retail trade	54148	0	0	124538	178686
	Total		54148	0	0	698699	752847
Sulaimani	45	Sale and repair of motor vehicles and motorcycles	81579	0	0	0	81579
	46	Wholesale trade	64414	0	0	0	64414
	47	Retail trade	113088	0	0	0	113088
	Total		259081	0	0	0	259081
Kikuk	45	Sale and repair of motor vehicles and motorcycles	0	0	0	0	0
	46	Wholesale trade	0	0	0	0	0
	47	Retail trade	13774	0	0	0	13774
	Total		13774	0	0	0	13774
Erbil	45	Sale and repair of motor vehicles and motorcycles	0	0	0	209959	209959
	46	Wholesale trade	0	0	0	0	0
	47	Retail trade	234787	28568	0	0	263355
	Total		234787	28568	0	209959	473314

Continued 1-9

Governorate	Activity code	Activity	Social insurance	Health insurance	Life insurance	Other	Total
Diyala	45	Sale and repair of motor vehicles and motorcycles	0	0	0	93243	93243
	46	Wholesale trade	0	222000	370000	47936	639936
	47	Retail trade	138873	1193834	207057	191206	1730970
	Total		138873	1415834	577057	332385	2464149
Anbar	45	Sale and repair of motor vehicles and motorcycles	0	0	0	0	0
	46	Wholesale trade	0	0	0	0	0
	47	Retail trade	0	0	0	0	0
	Total		0	0	0	0	0
Baghdad	45	Sale and repair of motor vehicles and motorcycles	37289	0	0	7458	44747
	46	Wholesale trade	0	0	0	345134	345134
	47	Retail trade	149953	9495	3836	1249339	1412623
	Total		187242	9495	3836	1601931	1802504
Babil	45	Sale and repair of motor vehicles and motorcycles	0	0	0	0	0
	46	Wholesale trade	0	0	0	0	0
	47	Retail trade	0	0	0	0	0
	Total		0	0	0	0	0
Karbala	45	Sale and repair of motor vehicles and motorcycles	0	0	0	0	0
	46	Wholesale trade	0	0	0	0	0
	47	Retail trade	0	0	0	0	0
	Total		0	0	0	0	0

Continued 1-9

Governorate	Activity code	Activity	Social insurance	Health insurance	Life insurance	Other	Total
Wasit	45	Sale and repair of motor vehicles and motorcycles	0	0	0	0	0
	46	Wholesale trade	0	0	0	0	0
	47	Retail trade	0	0	0	0	0
	Total		0	0	0	0	0
Salahaddin	45	Sale and repair of motor vehicles and motorcycles	0	0	0	0	0
	46	Wholesale trade	22857	0	0	0	22857
	47	Retail trade	49328	0	0	740597	789925
	Total		72185	0	0	740597	812782
Najaf	45	Sale and repair of motor vehicles and motorcycles	0	0	0	0	0
	46	Wholesale trade	0	0	56700	75600	132300
	47	Retail trade	0	0	0	0	0
	Total		0	0	56700	75600	132300
Al- Qadisiya	45	Sale and repair of motor vehicles and motorcycles	0	0	0	0	0
	46	Wholesale trade	0	0	0	0	0
	47	Retail trade	0	0	0	157491	157491
	Total		0	0	0	157491	157491
Al-Mothana	45	Sale and repair of motor vehicles and motorcycles	0	0	0	0	0
	46	Wholesale trade	0	0	0	0	0
	47	Retail trade	14407	0	87686	0	102093
	Total		14407	0	87686	0	102093



Continued1-9

Governorate	Activity code	Activity	Social insurance	Health insurance	Life insurance	Other	Total
Dhiqar	45	Sale and repair of motor vehicles and motorcycles	0	0	0	0	0
	46	Wholesale trade	0	0	0	0	0
	47	Retail trade	0	0	0	0	0
	Total		0	0	0	0	0
Misan	45	Sale and repair of motor vehicles and motorcycles	0	0	0	0	0
	46	Wholesale trade	0	0	0	0	0
	47	Retail trade	0	0	0	0	0
	Total		0	0	0	0	0
Basra	45	Sale and repair of motor vehicles and motorcycles	0	0	0	0	0
	46	Wholesale trade	0	0	0	314729	314729
	47	Retail trade	0	0	0	5369	5369
	Total		0	0	0	320098	320098
Iraq	45	Sale and repair of motor vehicles and motorcycles	140350	0	0	645975	786325
	46	Wholesale trade	184445	222000	426700	1043583	1876728
	47	Retail trade	898445	1231897	298579	2509009	4937930
	Total		1223240	1453897	725279	4198567	7600983

Table 2-9: The value of contribution of the establishment to employees by economic activity in private sectors in Iraq 2012-2013, value in 1000 ID

Activity code	Main activity	Social insurance	Health insurance	Life insurance	Other	Total
4510	Motor vehicles trade/ wholesale and retail	0	0	0	41400	41400
4520	Motor vehicles repair	140350	0	0	394616	534966
4530	Trading of spare parts and accessories related to motor vehicles/ wholesale and retail	0	0	0	209959	209959
4540	Trading, maintenance and repair of bicycles and related accessories and spare parts	0	0	0	0	0
45	Sale and repair of motor cars and motorcycle	140350	0	0	645975	786325
4610	Wholesale trade on a contract basis that includes services for wholesale trade	0	0	0	0	0
4620	Wholesale trade of agricultural raw materials and livestock	0	0	0	13600	13600
4630	Wholesale trade of food, beverages and tobacco	6866	0	0	31096	37962
4641	Wholesale trade of textiles, clothing and footwear	0	0	0	5381	5381
4649	Wholesale trade of other household goods	90309	0	0	0	90309
4651	Wholesale trade of computers, their related accessories and software	0	0	0	0	0
4652	Wholesale trade of electronic equipment, communication equipment	0	0	0	0	0
4653	Wholesale trade of agricultural machinery and equipment	0	0	0	0	0
4659	Wholesale of other equipment and machinery	0	0	0	3240	3240
4661	Wholesale trade of solid, liquid and gaseous fuels and related products	22857	222000	426700	335784	1007341
4662	Wholesale trade of metals and ores	0	0	0	9020	9020
4663	Wholesale trade of building materials, sheet metals and heating equipment	64413	0	0	645462	709875
4669	Wholesale trade of wastes, scrap and other products that have not been classified elsewhere	0	0	0	0	0
4690	Non specialized wholesale trade	0	0	0	0	0
46	Wholesale trade	184445	222000	426700	1043583	1876728

Continued 2-9

Activity code	Main activity	Social insurance	Health insurance	Life insurance	Other	Total
4711	Retail trade in non-special market, in which, food, drinks or tobacco are the main goods	0	0	3836	1004065	1007901
4719	Other retail trade in non-special stores	0	0	0	0	0
4721	Retail trade of food in special stores	249194	9495	0	118188	376877
4722	Retail trade of beverages in specified stores	0	0	0	0	0
4723	Retail trade of tobacco and its products in special stores	0	0	0	0	0
4730	Retail trade for vehicle fuels	386693	28568	0	14450	429711
4741	Retail trade for computer equipment, peripherals, software and communications	0	0	0	0	0
4742	Retail trade of audio and visual equipment in special stores	0	0	0	124538	124538
4751	Retail trade of textiles	0	0	0	0	0
4752	Retail trade for hardware, dye, glass and building material	262558	258821	294743	181968	998090
4753	Retail trade for carpets, floor and wall coverings	0	0	0	0	0
4759	Retail trade of household appliances, furniture, lighting equipment and other household equipment	0	0	0	85906	85906
4761	Retail trade for books, newspapers and office equipment	0	0	0	160877	160877
4762	Retail trade for music and video recordings	0	0	0	0	0
4763	Retail trade for sporting equipment	0	0	0	0	0
4764	retail trade for plays and children's toys	0	0	0	0	0
4771	Retail trade of clothing, footwear and leather goods	0	0	0	40640	40640
4772	Retail trade for pharmaceutical, medical and cosmetic products	0	935013	0	727363	1662376
4773	Other retail trade in specified stores	0	0	0	43822	43822
4774	Retail trade for second hand goods in specified stores	0	0	0	7192	7192
47	Retail trade	898445	1231897	298579	2509009	4937930
Total		1223240	1453897	725279	4198567	7600983

Table 1-10: Total value added of internal trade by governorate in Iraq in 2012-2013, value in 1000 ID

Governorate	Total output value	Intermediate consumption/ goods	Intermediate consumption/ services	Total value added at product price	Taxes on products and imports	Total value added at the base price	Compensation of employees	Total operating surplus
Duhok	772515049	38360865	229938775	504215409	7805293	496410116	58234318	438175798
Nainawa	942129711	42067030	169745903	730316778	467305	729849473	105226167	624623306
Sulaimani	1043855319	41743968	201237057	800874294	1749390	799124904	117436397	681688507
Kirkuk	525253851	15978903	73432591	435842357	687742	435154615	50033696	385120919
Erbil	1556695965	50762934	339129794	1166803237	13449073	1153354164	97094403	1056259761
Diyala	731905485	27532176	183037032	521336277	2431039	518905238	61351345	457553893
Anbar	623104005	30285151	89925373	502893481	48972	502844509	96199573	406644936
Baghdad	4555164193	189578213	863589106	3501996874	5017047	3496979827	571011981	2925967846
Babil	1031459722	37138136	173853265	820468321	1664530	818803791	119411707	699392084
Karbala	489551893	20102632	126725953	342723308	348584	342374724	61706937	280667787
Wasit	367939884	17681073	73776725	276482086	14690	276467396	37543431	238923965
Salahaddin	787937000	29352989	159661670	598922341	173760	598748581	86919259	511829322
Najaf	704365322	22667764	132690517	549007041	353996	548653045	113171941	435481104
Al-Qadisiya	368834016	12008193	80830566	275995257	641738	275353519	24935589	250417930
Al-Mothanna	322949506	10659943	61126193	251163370	313259	250850111	44927612	205922499
Dhiqar	526193041	21249348	130849808	374093885	34468	374059417	41719748	332339669
Misan	305515422	14367131	74513934	216634357	125314	216509043	44738205	171770838
Basra	1134741238	30033687	186977102	917730449	106100	917624349	130753221	786871128
<b>Total</b>	<b>16790110622</b>	<b>651570136</b>	<b>3351041364</b>	<b>12787499122</b>	<b>35432300</b>	<b>12752066822</b>	<b>1862415530</b>	<b>10889651292</b>

□

Table 2-10: Total value added for internal trade by economic activity in Iraq, value in 1000 ID

Activity code	Activity	Intermediate consumption/ goods	Intermediate consumed goods	Intermediate consumed services	Total value added at product price	Taxes on products and imports	Total value added at base price	Compensation of employees	Total operating surplus
4510	Motor vehicles trade/ wholesale and retail	395314154	5583154	45156662	344574338	4099732	340474606	39244059	301230547
4520	Motor vehicles repair	1512324332	59475321	201599128	1251249883	1069383	1250180500	383567756	866612744
4530	Trading of spare parts and accessories related to motor vehicles/ wholesale and retail	959931246	23720684	182703875	753506687	2877267	750629420	113507313	637122107
4540	Trading, maintenance and repair of bicycles and related accessories and spare parts	60043445	2457805	9699221	47886419	5643	47880776	8519618	39361158
45	Sale and repair of motor cars and motorcycle	<b>2927613177</b>	<b>91236964</b>	<b>439158886</b>	<b>2397217327</b>	<b>8052025</b>	<b>2389165302</b>	<b>544838746</b>	<b>1844326556</b>
4610	Wholesale trade on a contract basis that includes services for wholesale trade	179843626	4030080	42812848	133000698	1170218	131830480	24893638	106936842
4620	Wholesale trade of agricultural raw materials and livestock	124889468	2781696	22186519	99921253	580187	99341066	15001713	84339353
4630	Wholesale trade of food, beverages and tobacco	709656801	16248395	174422187	518986219	6126368	512859851	82344320	430515531
4641	Wholesale trade of textiles, clothing and footwear	168907641	3923994	38729999	126253648	121553	126132095	16819406	109312689
4649	Wholesale trade of other household goods	245996758	7615069	64854610	173527079	1246504	172280575	38104421	134176154
4651	Wholesale trade of computers, their related accessories and software	13761360	158155	1644383	11958822	0	11958822	777816	11181006
4652	Wholesale trade of electronic equipment, communication equipment	37675438	681905	11791376	25202157	219759	24982398	4783987	20198411

Continued 2-10

Activity code	Activity	Intermediate consumption/ goods	Intermediate consumed goods	Intermediate consumed services	Total value added at product price	Taxes on products and imports	Total value added at base price	Compensation of employees	Total operating surplus
4653	Wholesale trade of agricultural machinery and equipment	24214533	405143	7490213	16319177	9821	16309356	3802360	12506996
4659	Wholesale of other equipment and machinery	92057909	2190371	14704685	75162853	212567	74950286	10984349	63965937
4661	Wholesale trade of solid, liquid and gaseous fuels and related products	66338856	4115604	13847404	48375848	59010	48316838	13462760	34854078
4662	Wholesale trade of metals and ores	45948556	913408	9804753	35230395	18416	35211979	8134196	27077783
4663	Wholesale trade of building materials, plumbing and heating equipment	442310869	8365135	114016381	319929353	4658401	315270952	58503983	256766969
4669	Wholesale trade of wastes, scrap and other products that have not been classified elsewhere	59942690	1431460	16547933	41963297	111614	41851683	7321430	34530253
4690	Non specialized wholesale trade	58776740	1976128	11560932	45239680	294258	44945422	8049351	36896071
46	Wholesale trade	<b>2270321245</b>	<b>54836543</b>	<b>544414223</b>	<b>1671070479</b>	<b>14828676</b>	<b>1656241803</b>	<b>292983730</b>	<b>1363258073</b>
4711	Retail trade in non-special market, in which, food, drinks or tobacco are the main goods	3005293031	159159117	643854580	2202279334	1458927	2200820407	195705757	2005114650
4719	Other retail trade in non-special stores	12082220	702860	2501889	8877471	24920	8852551	2301555	6550996
4721	Retail trade of food in special stores	1794650087	96420900	357787330	1340441857	1009386	1339432471	145260356	1194172115
4722	Retail trade of beverages in specified stores	85958607	4118808	16600306	65239493	94483	65145010	9504898	55640112
4723	Retail trade of tobacco and its products in special stores	60902796	1835865	9794832	49272099	72609	49199490	4997401	44202089
4730	Retail trade for vehicle fuels	493444862	25310429	121154835	346979598	613959	346365639	75864617	270501022

Continued 2-10

Activity code	Activity	Intermediate consumption/ goods	Intermediate consumed goods	Intermediate consumed services	Total value added at product price	Taxes on products and imports	Total value added at base price	Compensation of employees	Total operating surplus
4741	Retail trade for computer equipment, peripherals, software and communications	410042794	15897747	73105119	321039928	194545	320845383	32128006	288717377
4742	Retail trade of audio and visual equipment in special stores	218549203	7769532	50979550	159800121	590234	159209887	20488926	138720961
4751	Retail trade of textiles	217421207	6978179	44973097	165469931	144101	165325830	15131735	150194095
4752	Retail trade for hardware, dye, glass and building material	1135955723	34477867	226664944	874812912	926679	873886233	133552573	740333660
4753	Retail trade for carpets, floor and wall coverings	120300460	3390998	32591113	84318349	1023532	83294817	13603448	69691369
4759	Retail trade of household appliances, furniture, lighting equipment and other household equipment	1131501995	28609755	209853964	893038276	1583818	891454458	100268253	791186205
4761	Retail trade for books, newspapers and office equipment	156114498	8072060	31697337	116345101	212473	116132628	12212619	103920009
4762	Retail trade for music and video recordings	17517582	844804	3726999	12945779	14313	12931466	951789	11979677
4763	Retail trade for sporting equipment	32386672	844706	6865513	24676453	714542	23961911	1922305	22039606
4764	retail trade for plays and children's toys	75161159	2482866	15259996	57418297	23063	57395234	5328368	52066866
4771	Retail trade of clothing, footwear and leather goods	1196286380	45238950	260602707	890444723	1081142	889363581	108718410	780645171
4772	Retail trade for pharmaceutical, medical and cosmetic products	545306427	20378989	94685667	430241771	1820074	428421697	83201142	345220555
4773	Other retail trade in specified stores	760659186	40095574	132726056	587837556	901337	586936219	59039312	527896907
4774	Retail trade for second hand goods in specified stores	122641311	2866623	32042421	87732267	47462	87684805	4411584	83273221
47	Retail trade	11592176200	505496629	2367468255	8719211316	12551599	8706659717	1024593054	7682066663
	Total	16790110622	651570136	3351041364	12787499122	35432300	12752066822	1862415530	10889651292

Table 1-11: Value of gross output and value added by economic activity and governorate, value in 1000 ID

Governorate	Activity code	Activity	Net sales of goods	Cost of sold goods	Trade margin	Income from providing maintenance and repair services to others	Incomes from other activities	Total value of products at product price	Value of intermediate consumed goods	Value of intermediate consumed services	Total value of inputs (Intermediate consumption)	Total value added at product price
Duhok	45	Sale and repair of motor vehicles and motorcycles	238711488	209189458	29522030	28842703	10591110	68955843	3338759	12944782	16283541	52672302
	46	Wholesale trade	1844596244	1593607243	250989001	2242664	23643733	276875398	4047914	109920753	113968667	162906731
	47	Retail trade	2220934465	1832314228	388620237	7302236	30761335	426683808	30974192	107073240	138047432	288636376
	Total		<b>4304242197</b>	<b>3635110929</b>	<b>669131268</b>	<b>38387603</b>	<b>64996178</b>	<b>772515049</b>	<b>38360865</b>	<b>229938775</b>	<b>268299640</b>	<b>504215409</b>
Nainawa	45	Sale and repair of motor vehicles and motorcycles	201758915	164775349	36983566	91391122	13026464	141401152	5502818	19709826	25212644	116188508
	46	Wholesale trade	838789545	726088706	112700839	1487231	5733639	119921709	3916320	24782894	28699214	91222495
	47	Retail trade	3325080468	2662321539	662758929	4465122	13582799	680806850	32647892	125253183	157901075	522905775
	Total		<b>4365628928</b>	<b>3553185594</b>	<b>812443334</b>	<b>97343475</b>	<b>32342902</b>	<b>942129711</b>	<b>42067030</b>	<b>169745903</b>	<b>211812933</b>	<b>730316778</b>
Sulaimani	45	Sale and repair of motor vehicles and motorcycles	517244519	459462476	57782043	88338868	10598091	156719002	4555744	20221130	24776874	131942128
	46	Wholesale trade	1380173658	1185445403	194728255	253914	19591949	214574118	6436987	54590727	61027714	153546404
	47	Retail trade	3447729508	2827172522	620556986	9963749	42041464	672562199	30751237	126425200	157176437	515385762
	Total		<b>5345147685</b>	<b>4472080401</b>	<b>873067284</b>	<b>98556531</b>	<b>72231504</b>	<b>1043855319</b>	<b>41743968</b>	<b>201237057</b>	<b>242981025</b>	<b>800874294</b>
Kirkuk	45	Sale and repair of motor vehicles and motorcycles	204938315	160644434	44293881	66677519	2239980	113211380	2445613	12151557	14597170	98614210
	46	Wholesale trade	160831041	117121887	43709154	0	512412	44221566	1175541	6442417	7617958	36603608
	47	Retail trade	1296815940	937004559	359811381	877646	7131878	367820905	12357749	54838617	67196366	300624539
	Total		<b>1662585296</b>	<b>1214770880</b>	<b>447814416</b>	<b>67555165</b>	<b>9884270</b>	<b>525253851</b>	<b>15978903</b>	<b>73432591</b>	<b>89411494</b>	<b>435842357</b>



Continued 1-11

Governorate	Activity code	Activity	Net sales of goods	Cost of sold goods	Trade margin	Income from providing maintenance and repair services to others	Incomes from other activities	Total value of products at product price	Value of intermediate consumed goods	Value of intermediate consumed services	Total value of inputs (Intermediate consumption)	Total value added at product price
Baghdad	45	Sale and repair of motor vehicles and motorcycles	2231880027	1830067348	401812679	449888345	14373169	866074193	26242208	145383241	171625449	694448744
	46	Wholesale trade	2844042420	2292437036	551605384	1139387	30177501	582922272	14549433	108722079	123271512	459650760
	47	Retail trade	12225501773	9202661206	3022840567	25334863	57992298	3106167728	148786572	609483786	758270358	2347897370
	Total		<b>17301424220</b>	<b>13325165590</b>	<b>3976258630</b>	<b>476362595</b>	<b>102542968</b>	<b>4555164193</b>	<b>189578213</b>	<b>863589106</b>	<b>1053167319</b>	<b>3501996874</b>
Babil	45	Sale and repair of motor vehicles and motorcycles	500812438	438525162	62287276	63556664	3954932	129798872	4792808	21650715	26443523	103355349
	46	Wholesale trade	983522959	850851429	132671530	168429	2411036	135250995	2354593	20756867	23111460	112139535
	47	Retail trade	3763658754	3049502545	714156209	11253308	41000338	766409855	29990735	131445683	161436418	604973437
	Total		<b>5247994151</b>	<b>4338879136</b>	<b>909115015</b>	<b>74978401</b>	<b>47366306</b>	<b>1031459722</b>	<b>37138136</b>	<b>173853265</b>	<b>210991401</b>	<b>820468321</b>
Karbala	45	Sale and repair of motor vehicles and motorcycles	78434199	49518289	28915910	40186075	3074346	72176331	2019333	14023529	16042862	56133469
	46	Wholesale trade	258220982	212824069	45396913	408400	1501113	47306426	1192059	15199864	16391923	30914503
	47	Retail trade	1046554100	694084938	352469162	4434459	13165515	370069136	16891240	97502560	114393800	255675336
	Total		<b>1383209281</b>	<b>956427296</b>	<b>426781985</b>	<b>45028934</b>	<b>17740974</b>	<b>489551893</b>	<b>20102632</b>	<b>126725953</b>	<b>146828585</b>	<b>342723308</b>

Continued 1-11

Governorate	Activity code	Activity	Net sales of goods	Cost of sold goods	Trade margin	Income from providing maintenance and repair services to others	Incomes from other activities	Total value of products at product price	Value of intermediate consumed goods	Value of intermediate consumed services	Total value of inputs (Intermediate consumption)	Total value added at product price
Erbil	45	Sale and repair of motor vehicles and motorcycles	593641964	451085893	142556071	75873518	18638460	237068049	7707150	47207377	54914527	182153522
	46	Wholesale trade	2148687996	1949470123	199217873	1845000	39486815	240549688	3790744	73645915	77436659	163113029
	47	Retail trade	5135701720	4133618056	1002083664	4156462	72838102	1079078228	39265040	218276502	257541542	821536686
	Total		<b>7878031680</b>	<b>6534174072</b>	<b>1343857608</b>	<b>81874980</b>	<b>130963377</b>	<b>1556695965</b>	<b>50762934</b>	<b>339129794</b>	<b>389892728</b>	<b>1166803237</b>
Diyala	45	Sale and repair of motor vehicles and motorcycles	121346803	73536945	47809858	48777869	632771	97220498	3984822	13785807	17770629	79449869
	46	Wholesale trade	161400556	96388583	65011973	0	982879	65994852	3165461	12478365	15643826	50351026
	47	Retail trade	1128367705	635022238	493345467	3114161	72230507	568690135	20381893	156772860	177154753	391535382
	Total		<b>1411115064</b>	<b>804947766</b>	<b>606167298</b>	<b>51892030</b>	<b>73846157</b>	<b>731905485</b>	<b>27532176</b>	<b>183037032</b>	<b>210569208</b>	<b>521336277</b>
Anbar	45	Sale and repair of motor vehicles and motorcycles	369604512	327242488	42362024	69048759	1056567	112467350	4499358	14223076	18722434	93744916
	46	Wholesale trade	434049704	377331869	56717835	2016000	2897487	61631322	1774323	9189248	10963571	50667751
	47	Retail trade	2645051810	2224138326	420913484	10582814	17509035	449005333	24011470	66513049	90524519	358480814
	Total		<b>3448706026</b>	<b>2928712683</b>	<b>519993343</b>	<b>81647573</b>	<b>21463089</b>	<b>623104005</b>	<b>30285151</b>	<b>89925373</b>	<b>120210524</b>	<b>502893481</b>

Continued 1-11

Governorate	Activity code	Activity	Net sales of goods	Cost of sold goods	Trade margin	Income from providing maintenance and repair services to others	Incomes from other activities	Total value of products at product price	Value of intermediate consumed goods	Value of intermediate consumed services	Total value of inputs (Intermediate consumption)	Total value added at product price
Baghdad	45	Sale and repair of motor vehicles and motorcycles	2231880027	1830067348	401812679	449888345	14373169	866074193	26242208	145383241	171625449	694448744
	46	Wholesale trade	2844042420	2292437036	551605384	1139387	30177501	582922272	14549433	108722079	123271512	459650760
	47	Retail trade	12225501773	9202661206	3022840567	25334863	57992298	3106167728	148786572	609483786	758270358	2347897370
	Total		<b>17301424220</b>	<b>13325165590</b>	<b>3976258630</b>	<b>476362595</b>	<b>102542968</b>	<b>4555164193</b>	<b>189578213</b>	<b>863589106</b>	<b>1053167319</b>	<b>3501996874</b>
Babil	45	Sale and repair of motor vehicles and motorcycles	500812438	438525162	62287276	63556664	3954932	129798872	4792808	21650715	26443523	103355349
	46	Wholesale trade	983522959	850851429	132671530	168429	2411036	135250995	2354593	20756867	23111460	112139535
	47	Retail trade	3763658754	3049502545	714156209	11253308	41000338	766409855	29990735	131445683	161436418	604973437
	Total		<b>5247994151</b>	<b>4338879136</b>	<b>909115015</b>	<b>74978401</b>	<b>47366306</b>	<b>1031459722</b>	<b>37138136</b>	<b>173853265</b>	<b>210991401</b>	<b>820468321</b>
Karbala	45	Sale and repair of motor vehicles and motorcycles	78434199	49518289	28915910	40186075	3074346	72176331	2019333	14023529	16042862	56133469
	46	Wholesale trade	258220982	212824069	45396913	408400	1501113	47306426	1192059	15199864	16391923	30914503
	47	Retail trade	1046554100	694084938	352469162	4434459	13165515	370069136	16891240	97502560	114393800	255675336
	Total		<b>1383209281</b>	<b>956427296</b>	<b>426781985</b>	<b>45028934</b>	<b>17740974</b>	<b>489551893</b>	<b>20102632</b>	<b>126725953</b>	<b>146828585</b>	<b>342723308</b>

Continued 1-11

Governorate	Activity code	Activity	Net sales of goods	Cost of sold goods	Trade margin	Income from providing maintenance and repair services to others	Incomes from other activities	Total value of products at product price	Value of intermediate consumed goods	Value of intermediate consumed services	Total value of inputs (Intermediate consumption)	Total value added at product price
Wasit	45	Sale and repair of motor vehicles and motorcycles	134203087	108410236	25792851	28964395	5889865	60647111	3056808	12651776	15708584	44938527
	46	Wholesale trade	154993200	129420104	25573096	98800	3309183	28981079	915776	5552585	6468361	22512718
	47	Retail trade	1384978106	1123472126	261505980	6047286	10758428	278311694	13708489	55572364	69280853	209030841
	Total		<b>1674174393</b>	<b>1361302466</b>	<b>312871927</b>	<b>35110481</b>	<b>19957476</b>	<b>367939884</b>	<b>17681073</b>	<b>73776725</b>	<b>91457798</b>	<b>276482086</b>
Salahaddin	45	Sale and repair of motor vehicles and motorcycles	233692926	174379161	59313765	74780046	1497600	135591411	4259695	16018635	20278330	115313081
	46	Wholesale trade	347046951	273585518	73461433	0	2423854	75885287	2288142	18916505	21204647	54680640
	47	Retail trade	2044003333	1496881173	547122160	2384761	26953381	576460302	22805152	124726530	147531682	428928620
	Total		<b>2624743210</b>	<b>1944845852</b>	<b>679897358</b>	<b>77164807</b>	<b>30874835</b>	<b>787937000</b>	<b>29352989</b>	<b>159661670</b>	<b>189014659</b>	<b>598922341</b>
Najaf	45	Sale and repair of motor vehicles and motorcycles	483121289	380936717	102184572	101601058	9854042	213639672	4725543	25861215	30586758	183052914
	46	Wholesale trade	349674769	277400159	72274610	213600	1926842	74415052	1884981	16224280	18109261	56305791
	47	Retail trade	1259813202	857468359	402344843	5780427	8185328	416310598	16057240	90605022	106662262	309648336
	Total		<b>2092609260</b>	<b>1515805235</b>	<b>576804025</b>	<b>107595085</b>	<b>19966212</b>	<b>704365322</b>	<b>22667764</b>	<b>132690517</b>	<b>155358281</b>	<b>549007041</b>

Continued 1-11

Governorate	Activity code	Activity	Net sales of goods	Cost of sold goods	Trade margin	Income from providing maintenance and repair services to others	Incomes from other activities	Total value of products at product price	Value of intermediate consumed goods	Value of intermediate consumed services	Total value of inputs (Intermediate consumption)	Total value added at product price
Al- Qadisiya	45	Sale and repair of motor vehicles and motorcycles	163948756	137909152	26039604	37716400	5068113	68824117	1841166	9987279	11828445	56995672
	46	Wholesale trade	221014960	180852880	40162080	152400	2500620	42815100	1207785	9586764	10794549	32020551
	47	Retail trade	1080867166	839982104	240885062	1216335	15093402	257194799	8959242	61256523	70215765	186979034
	Total		<b>1465830882</b>	<b>1158744136</b>	<b>307086746</b>	<b>39085135</b>	<b>22662135</b>	<b>368834016</b>	<b>12008193</b>	<b>80830566</b>	<b>92838759</b>	<b>275995257</b>
Al- Mothanns	45	Sale and repair of motor vehicles and motorcycles	108751000	89076839	19674161	25134180	771226	45579567	1735208	6474631	8209839	37369728
	46	Wholesale trade	377895370	318629494	59265876	489086	2731011	62485973	1233436	14639283	15872719	46613254
	47	Retail trade	818683061	616479287	202203774	1980260	10699932	214883966	7691299	40012279	47703578	167180388
	Total		<b>1305329431</b>	<b>1024185620</b>	<b>281143811</b>	<b>27603526</b>	<b>14202169</b>	<b>322949506</b>	<b>10659943</b>	<b>61126193</b>	<b>71786136</b>	<b>251163370</b>
Dhiqar	45	Sale and repair of motor vehicles and motorcycles	172395500	148959750	23435750	45771520	455700	69662970	3183540	13031185	16214725	53448245
	46	Wholesale trade	398757344	352353271	46404073	0	1754564	48158637	1669929	13323840	14993769	33164868
	47	Retail trade	2677747745	2278799074	398948671	97710	9325053	408371434	16395879	104494783	120890662	287480772
	Total		<b>3248900589</b>	<b>2780112095</b>	<b>468788494</b>	<b>45869230</b>	<b>11535317</b>	<b>526193041</b>	<b>21249348</b>	<b>130849808</b>	<b>152099156</b>	<b>374093885</b>

Continued 1-11

Governorate	Activity code	Activity	Net sales of goods	Cost of sold goods	Trade margin	Income from providing maintenance and repair services to others	Incomes from other activities	Total value of products at product price	Value of intermediate consumed goods	Value of intermediate consumed services	Total value of inputs (Intermediate consumption)	Total value added at product price
Misan	45	Sale and repair of motor vehicles and motorcycles	91563750	77899200	13664550	33087874	241026	46993450	1686335	6796959	8483294	38510156
	46	Wholesale trade	190653914	162781242	27872672	84000	7017386	34974058	1174762	12814872	13989634	20984424
	47	Retail trade	1475235328	1277272235	197963093	2969144	22615677	223547914	11506034	54902103	66408137	157139777
	Total		<b>1757452992</b>	<b>1517952677</b>	<b>239500315</b>	<b>36141018</b>	<b>29874089</b>	<b>305515422</b>	<b>14367131</b>	<b>74513934</b>	<b>88881065</b>	<b>216634357</b>
Basra	45	Sale and repair of motor vehicles and motorcycles	771836197	609249143	162587054	119526094	9469061	291582209	5660056	27036166	32696222	258885987
	46	Wholesale trade	533615691	428155869	105459822	492000	7405891	113357713	2058357	17626965	19685322	93672391
	47	Retail trade	2841374370	2167264088	674110282	14641008	41050026	729801316	22315274	142313971	164629245	565172071
	Total		<b>4146826258</b>	<b>3204669100</b>	<b>942157158</b>	<b>134659102</b>	<b>57924978</b>	<b>1134741238</b>	<b>30033687</b>	<b>186977102</b>	<b>217010789</b>	<b>917730449</b>
Iraq	45	Sale and repair of motor vehicles and motorcycles	7217885685	5890868040	1327017645	1489163009	111432523	2927613177	91236964	439158886	530395850	2397217327
	46	Wholesale trade	13627967304	11524744885	2103222419	11090911	156007915	2270321245	54836543	544414223	599250766	1671070479
	47	Retail trade	49818098554	38855458603	10962639951	116601751	512934498	11592176200	505496629	2367468255	2872964884	8719211316
	Total		<b>70663951543</b>	<b>56271071528</b>	<b>14392880015</b>	<b>1616855671</b>	<b>780374936</b>	<b>16790110622</b>	<b>651570136</b>	<b>3351041364</b>	<b>4002611500</b>	<b>12787499122</b>

Table 2-11: Value of total output and total value added in private sector in Iraq by economic activity 2012-2013, value in 1000 DI

Activity code	Activity	Net sales of goods	Cost of goods	Trade margin	Revenue for providing maintenance and repair services to others	Income from other activities	Total product Value	Total value of intermediate consumption for goods and services	Total value added at products price
4510	Motor vehicles trade/ wholesale and retail	2326497898	1991985672	334512226	13849705	46952223	395314154	50739816	344574338
4520	Motor vehicles repair	441463152	353595936	87867216	1391959742	32497374	1512324332	261074449	1251249883
4530	Trading of spare parts and accessories related to motor vehicles/ wholesale and retail	4361283985	3477434352	883849633	47616337	28465276	959931246	206424559	753506687
4540	Trading, maintenance and repair of bicycles and related accessories and spare parts	88640650	67852080	20788570	35737225	3517650	60043445	12157026	47886419
45	Sale and repair of motor cars and motorcycle	7217885685	5890868040	1327017645	1489163009	111432523	2927613177	530395850	2397217327
4610	Wholesale trade on a contract basis that includes services for wholesale trade	496773956	394905479	101868477	6540413	71434736	179843626	46842928	133000698
4620	Wholesale trade of agricultural raw materials and livestock	738908419	621873180	117035239	1068000	6786229	124889468	24968215	99921253
4630	Wholesale trade of food, beverages and tobacco	4481274162	3782243506	699030656	0	10626145	709656801	190670582	518986219
4641	Wholesale trade of textiles, clothing and footwear	1012476624	846049400	166427224	0	2480417	168907641	42653993	126253648
4649	Wholesale trade of other household goods	1549157175	1321303505	227853670	610053	17533035	245996758	72469679	173527079
4651	Wholesale trade of computers, their related accessories and software	43079040	29317680	13761360	0	0	13761360	1802538	11958822
4652	Wholesale trade of electronic equipment, communication equipment	186146488	151255998	34890490	219200	2565748	37675438	12473281	25202157
4653	Wholesale trade of agricultural machinery and equipment	94639593	72059313	22580280	0	1634253	24214533	7895356	16319177
4659	Wholesale of other equipment and machinery	528398403	437889956	90508447	44400	1505062	92057909	16895056	75162853

Continued 2-11

Activity code	Activity	Net sales of goods	Cost of goods	Trade margin	Revenue for providing maintenance and repair services to others	Income from other activities	Total product Value	Total value of intermediate consumption for goods and services	Total value added at products price
4661	Wholesale trade of solid, liquid and gaseous fuels and related products	410051089	346766499	63284590	601333	2452933	66338856	17963008	48375848
4662	Wholesale trade of metals and ores	246451996	201808671	44643325	327659	977572	45948556	10718161	35230395
4663	Wholesale trade of building materials, plumbing and heating equipment	3250364330	2841794852	408569478	973279	32768112	442310869	122381516	319929353
4669A	Wholesale trade of wastes, scrap and other products that have not been classified elsewhere	281840749	224396646	57444103	173374	2325213	59942690	17979393	41963297
4690	Non specialized wholesale trade	308405280	253080200	55325080	533200	2918460	58776740	13537060	45239680
46	Wholesale trade	13627967304	11524744885	2103222419	11090911	156007915	2270321245	599250766	1671070479
4711	Retail trade in non-special market, in which, food, drinks or tobacco are the main goods	11524703343	8689002122	2835701221	3325596	166266214	3005293031	803013697	2202279334
4719	Other retail trade in non-special stores	54917210	43131552	11785658	0	296562	12082220	3204749	8877471
4721	Retail trade of food in special stores	7720127670	6022468487	1697659183	8683084	88307820	1794650087	454208230	1340441857
4722	Retail trade of beverages in specified stores	340659842	256175580	84484262	0	1474345	85958607	20719114	65239493
4723	Retail trade of tobacco and its products in special stores	252736572	195413720	57322852	0	3579944	60902796	11630697	49272099
4730	Retail trade for vehicle fuels	3018597184	2586368650	432228534	8361452	52854876	493444862	146465264	346979598
4741	Retail trade for computer equipment, peripherals, software and communications	1659701389	1289319408	370381981	30060989	9599824	410042794	89002866	321039928
4742	Retail trade of audio and visual equipment in special stores	941670605	736638952	205031653	8290462	5227088	218549203	58749082	159800121
4751	Retail trade of textiles	864826920	654921170	209905750	1288679	6226778	217421207	51951276	165469931
4752	Retail trade for hardware, dye, glass and building material	5719351917	4655647227	1063704690	19175525	53075508	1135955723	261142811	874812912
4753	Retail trade for carpets, floor and wall coverings	500406059	385739363	114666696	428419	5205345	120300460	35982111	84318349



Continued 2-11

Activity code	Activity	Net sales of goods	Cost of goods	Trade margin	Revenue for providing maintenance and repair services to others	Income from other activities	Total product Value	Total value of intermediate consumption for goods and services	Total value added at products price
4759	Retail trade of household appliances, furniture, lighting equipment and other household equipment	4737861911	3674812350	1063049561	13778501	54673933	1131501995	238463719	893038276
4761	Retail trade for books, newspapers and office equipment	421695304	275946866	145748438	5089647	5276413	156114498	39769397	116345101
4762	Retail trade for music and video recordings	49829923	33878880	15951043	248040	1318499	17517582	4571803	12945779
4763	Retail trade for sporting equipment	115091933	83463034	31628899	96333	661440	32386672	7710219	24676453
4764	retail trade for plays and children's toys	261733677	187355891	74377786	172368	611005	75161159	17742862	57418297
4771	Retail trade of clothing, footwear and leather goods	4612141283	3436648011	1175493272	2702800	18090308	1196286380	305841657	890444723
4772	Retail trade for pharmaceutical, medical and cosmetic products	2004964923	1466623688	538341235	1489052	5476140	545306427	115064656	430241771
4773	Other retail trade in specified stores	4562189248	3846135786	716053462	11796014	32809710	760659186	172821630	587837556
4774	Retail trade for second hand goods in specified stores	454891641	335767866	119123775	1614790	1902746	122641311	34909044	87732267
47	Retail trade	49818098554	38855458603	10962639951	116601751	512934498	11592176200	2872964884	8719211316
	Total	70663951543	56271071528	14392880015	1616855671	780374936	16790110622	4002611500	12787499122

Table 1-12: cost of goods in privet sector by economic activities and governorates in Iraq 2012-2013, value in 1000 ID

Governorate	Activity code	Activity	value of purchased goods for selling purpose	Inventory at the beginning	Inventory at the end	Cost of goods
Duhok	45	Sale and repair of motor vehicles and motorcycle	185277158	413468521	389556221	209189458
	46	Wholesale trade	1682102469	995525933	1084021159	1593607243
	47	Retail trade	2072075179	2193312108	2433073059	1832314228
	Total		3939454806	3602306562	3906650439	3635110929
Nainawa	45	Sale and repair of motor vehicles and motorcycle	150486392	322165370	307876413	164775349
	46	Wholesale trade	716468403	602365641	592745338	726088706
	47	Retail trade	2567337326	3286058816	3191074603	2662321539
	Total		3434292121	4210589827	4091696354	3553185594
Sulaimani	45	Sale and repair of motor vehicles and motorcycle	481505276	537698317	559741117	459462476
	46	Wholesale trade	1280660425	1829014758	1924229780	1185445403
	47	Retail trade	3027846721	3026481881	3227156080	2827172522
	Total		4790012422	5393194956	5711126977	4472080401
Kirkuk	45	Sale and repair of motor vehicles and motorcycle	162131327	37252478	38739371	160644434
	46	Wholesale trade	117487947	24635537	25001597	117121887
	47	Retail trade	938170185	193438870	194604496	937004559
	Total		1217789459	255326885	258345464	1214770880
Erbil	45	Sale and repair of motor vehicles and motorcycle	378140832	1115550388	1042605327	451085893
	46	Wholesale trade	2579244577	2198101307	2827875761	1949470123
	47	Retail trade	5819655521	4282896380	5968933845	4133618056
	Total		8777040930	7596548075	9839414933	6534174072

Continued 1-12

Governorate	Activity code	Activity	value of purchased goods for selling purpose	Inventory at the beginning	Inventory at the end	Cost of goods
Diyala	45	Sale and repair of motor vehicles and motorcycles	82588941	47005687	56057683	73536945
	46	Wholesale trade	91306287	61193348	56111052	96388583
	47	Retail trade	591860921	326186336	283025019	635022238
	Total		765756149	434385371	395193754	804947766
Anbar	45	Sale and repair of motor vehicles and motorcycles	308443478	227835047	209036037	327242488
	46	Wholesale trade	352949202	294093809	269711142	377331869
	47	Retail trade	2153694449	2202571486	2132127609	2224138326
	Total		2815087129	2724500342	2610874788	2928712683
Baghdad	45	Sale and repair of motor vehicles and motorcycles	1360449464	2419176069	1949558185	1830067348
	46	Wholesale trade	2059561882	2059813904	1826938750	2292437036
	47	Retail trade	8603078211	8441589950	7842006955	9202661206
	Total		12023089557	12920579923	11618503890	13325165590
Babil	45	Sale and repair of motor vehicles and motorcycles	411742819	510287341	483504998	438525162
	46	Wholesale trade	851233287	1111604145	1111986003	850851429
	47	Retail trade	3058899805	3523073300	3532470560	3049502545
	Total		4321875911	5144964786	5127961561	4338879136
Karbala	45	Sale and repair of motor vehicles and motorcycles	54063310	212390250	216935271	49518289
	46	Wholesale trade	221714924	152409915	161300770	212824069
	47	Retail trade	776847131	754542863	837305056	694084938
	Total		1052625365	1119343028	1215541097	956427296

Continued 1-12

Governorate	Activity code	Activity	value of purchased goods for selling purpose	Inventory at the beginning	Inventory at the end	Cost of goods
Wasit	45	Sale and repair of motor vehicles and motorcycles	108072695	40879880	40542339	108410236
	46	Wholesale trade	135020420	45946774	51547090	129420104
	47	Retail trade	1124704797	271516094	272748765	1123472126
	Total		1367797912	358342748	364838194	1361302466
Salahaddin	45	Sale and repair of motor vehicles and motorcycles	169358025	367567743	362546607	174379161
	46	Wholesale trade	238940345	290093564	255448391	273585518
	47	Retail trade	1331234366	1683480334	1517833527	1496881173
	Total		1739532736	2341141641	2135828525	1944845852
Najaf	45	Sale and repair of motor vehicles and motorcycles	377687649	468176849	464927781	380936717
	46	Wholesale trade	307679601	305939012	336218454	277400159
	47	Retail trade	1144380829	1313484123	1600396593	857468359
	Total		1829748079	2087599984	2401542828	1515805235
Al- Qadisiya	45	Sale and repair of motor vehicles and motorcycles	138511684	80413682	81016214	137909152
	46	Wholesale trade	172390160	57931680	49468960	180852880
	47	Retail trade	801163694	329757027	290938617	839982104
	Total		1112065538	468102389	421423791	1158744136
Al-Mothanna	45	Sale and repair of motor vehicles and motorcycles	89269720	95694360	95887241	89076839
	46	Wholesale trade	356180270	281887750	319438526	318629494
	47	Retail trade	487800347	780508693	651829753	616479287
	Total		933250337	1158090803	1067155520	1024185620

Continued 1-12

Governorate	Activity code	Activity	value of purchased goods for selling purpose	Inventory at the beginning	Inventory at the end	Cost of goods
Dhiqar	45	Sale and repair of motor vehicles and motorcycles	143244250	69179250	63463750	148959750
	46	Wholesale trade	334152908	111661381	93461018	352353271
	47	Retail trade	2218329039	945545076	885075041	2278799074
	Total		2695726197	1126385707	1041999809	2780112095
Misan	45	Sale and repair of motor vehicles and motorcycles	73357500	51829500	47287800	77899200
	46	Wholesale trade	161963314	47804914	46986986	162781242
	47	Retail trade	1250962296	456791531	430481592	1277272235
	Total		1486283110	556425945	524756378	1517952677
Basra	45	Sale and repair of motor vehicles and motorcycles	583885260	353814045	328450162	609249143
	46	Wholesale trade	444265410	235233630	251343171	428155869
	47	Retail trade	2239168778	1198333654	1270238344	2167264088
	Total		3267319448	1787381329	1850031677	3204669100
Iraq	45	Sale and repair of motor vehicles and motorcycles	5258215780	7370384777	6737732517	5890868040
	46	Wholesale trade	12103321831	10705257002	11283833948	11524744885
	47	Retail trade	40207209595	35209568522	36561319514	38855458603
	Total		57568747206	53285210301	54582885979	56271071528

Table 2-12: Cost of goods in privet sector by economic activity in Iraq 2012-2013, value in 1000 ID

Activity code	Main activity	value of purchased goods for selling purpose	Inventory at the beginning	Inventory at the end	Cost of goods
4510	Motor vehicles trade/ wholesale and retail	1449481720	2300034235	1757530283	1991985672
4520	Motor vehicles repair	355426908	422795574	424626546	353595936
4530	Trading of spare parts and accessories related to motor vehicles/ wholesale and retail	3386026672	4601426468	4510018788	3477434352
4540	Trading, maintenance and repair of bicycles and related accessories and spare parts	67280480	46128500	45556900	67852080
45	Sale and repair of motor cars and motorcycle	5258215780	7370384777	6737732517	5890868040
4610	Wholesale trade on a contract basis that includes services for wholesale trade	389629641	524570224	519294386	394905479
4620	Wholesale trade of agricultural raw materials and live livestock	559127285	481181926	418436031	621873180
4630	Wholesale trade of food, beverages and tobacco	3687271614	2659643007	2564671115	3782243506
4641	Wholesale trade of textiles, clothing and footwear	847404471	867900017	869255088	846049400
4649	Wholesale trade of other household goods	1396973853	1700387647	1776057995	1321303505
4651	Wholesale trade of computers, their related accessories and software	34503120	117270720	122456160	29317680
4652	Wholesale trade of electronic equipment, communication equipment and its parts	152536766	223796763	225077531	151255998
4653	Wholesale trade of agricultural machinery and equipment	72682371	69489191	70112249	72059313
4659	Wholesale of other equipment and machinery	401063803	483092056	446265903	437889956
4661	Wholesale trade of solid, liquid and gaseous fuels and related products	296506635	143492828	93232964	346766499
4662	Wholesale trade of metals and ores	195264973	152656179	146112481	201808671
4663	Wholesale trade of building materials, plumbing and heating equipment	3538219881	2872679432	3569104461	2841794852
4669	Wholesale trade of wastes, scrap and other products that have not been classified elsewhere	247387434	212561436	235552224	224396646
4690	Non specified wholesale trade	284749984	196535576	228205360	253080200
46	Wholesale trade	12103321831	10705257002	11283833948	11524744885

Continued 2-12

Activity code	Activity	value of purchased goods for selling purpose	Inventory at the beginning	Inventory at the end	Cost of goods
4711	Retail trade in non-specified stores, in which, food, drinks or tobacco are the main materials	8639400259	7491561123	7441959260	8689002122
4719	Other retail trade in non-specified stores	39934040	62996667	59799155	43131552
4721	Retail trade of food in specified stores	6012251617	2970231507	2960014637	6022468487
4722	Retail trade of beverages in specified stores	259108593	213064887	215997900	256175580
4723	Retail trade of tobacco and its products in special stores	199457353	157675734	161719367	195413720
4730	Retail trade for vehicle fuels	2568402859	616414726	598448935	2586368650
4741	Retail trade for computer equipment, peripherals, software and communications	1310904287	1165093351	1186678230	1289319408
4742	Retail trade of audio and video equipment in specified stores	763975919	904519382	931856349	736638952
4751	Retail trade of textiles	734127473	801673813	880880116	654921170
4752	Retail trade for hardware, dye, glass and building material	4364121564	4347596996	4056071333	4655647227
4753	Retail trade for carpets, floor and wall coverings	538125360	528667849	681053846	385739363
4759	Retail trade of household appliances, furniture, lighting equipment and other household equipment	5132047745	4629907695	6087143090	3674812350
4761	Retail trade for books, newspapers and office equipment	307005083	389887166	420945383	275946866
4762	Retail trade for music and video recordings	39051808	46384256	51557184	33878880
4763	Retail trade for sporting equipment	96774834	148672149	161983949	83463034
4764	retail trade for plays and children's toys	206573911	213224991	232443011	187355891
4771	Retail trade of clothing, footwear and leather goods	3418770282	3838288246	3820410517	3436648011
4772	Retail trade for pharmaceutical, medical and cosmetic products	1562333692	1724075269	1819785273	1466623688
4773	Other retail trade in specified stores	3681347721	4566742672	4401954607	3846135786
4774	Retail trade for second hand goods in specified stores	333495195	392890043	390617372	335767866
47	Retail trade	40207209595	35209568522	36561319514	38855458603
	Total	57568747206	53285210301	54582885979	56271071528

Table 1-13: Value of revenues from other activities in private sector by economic activity and governorate in Iraq 2012-2013, value in 1000 ID

Governorate	Activity code	Activity	Revenue from the sale of products produced by the establishment	Income from providing transport and freight services to others	Income from rental machinery, equipment and transportation vehicles	Profits from selling products for others	Income from rental buildings	Estimated revenue from the rent of the establishments and the warehouses	Other incomes
Duhok	45	Sale and repair of motor vehicles and motorcycles	0	0	0	8452795	866400	1271915	10591110
	46	Wholesale trade	0	497127	2840727	13792426	0	6513453	23643733
	47	Retail trade	920402	2720465	0	3791461	4063741	19265266	30761335
	Total		920402	3217592	2840727	26036682	4930141	27050634	64996178
Nainawa	45	Sale and repair of motor vehicles and motorcycles	6594928	0	0	5658120	0	773416	13026464
	46	Wholesale trade	0	0	0	4632433	0	1101206	5733639
	47	Retail trade	288774	0	2494064	1265630	341576	9192755	13582799
	Total		6883702	0	2494064	11556183	341576	11067377	32342902
Sulaimani	45	Sale and repair of motor vehicles and motorcycles	0	571055	0	6349283	1086000	2591753	10598091
	46	Wholesale trade	622671	4466057	0	6217680	0	8285541	19591949
	47	Retail trade	3892194	2730707	186374	12515039	0	22717150	42041464
	Total		4514865	7767819	186374	25082002	1086000	33594444	72231504
Kirkuk	45	Sale and repair of motor vehicles and motorcycles	0	157319	0	1533486	0	549175	2239980
	46	Wholesale trade	294750	0	0	0	0	217662	512412
	47	Retail trade	0	45913	0	0	0	7085965	7131878
	Total		294750	203232	0	1533486	0	7852802	9884270
Erbil	45	Sale and repair of motor vehicles and motorcycles	85884	0	0	5223583	124976	13204017	18638460
	46	Wholesale trade	0	21771000	0	5535000	1175760	11005055	39486815
	47	Retail trade	16740134	315274	495398	5360452	5005394	44921450	72838102
	Total		16826018	22086274	495398	16119035	6306130	69130522	130963377



Table 1-13:

Governorate	Activity code	Activity	Revenue from the sale of products produced by the establishment	Income from providing transport and freight services to others	Income from rental machinery, equipment and transportation vehicles	Profits from selling products for others	Income from rental buildings	Estimated revenue from the rent of the establishments and the warehouses	Other incomes
Diyala	45	Sale and repair of motor vehicles and motorcycles	0	0	0	0	492513	140258	632771
	46	Wholesale trade	0	236800	0	0	0	746079	982879
	47	Retail trade	0	0	616167	826902	0	70787438	72230507
	Total		0	236800	616167	826902	492513	71673775	73846157
Anbar	45	Sale and repair of motor vehicles and motorcycles	0	0	0	0	0	1056567	1056567
	46	Wholesale trade	0	1294759	86400	57600	0	1458728	2897487
	47	Retail trade	2752754	530630	2362519	743239	1606008	9513885	17509035
	Total		2752754	1825389	2448919	800839	1606008	12029180	21463089
Baghdad	45	Sale and repair of motor vehicles and motorcycles	0	4644526	1491573	5294636	0	2942434	14373169
	46	Wholesale trade	572400	7455482	3043893	16801543	0	2304183	30177501
	47	Retail trade	12650900	6686547	8561174	2617292	1376769	26099616	57992298
	Total		13223300	18786555	13096640	24713471	1376769	31346233	102542968
Babil	45	Sale and repair of motor vehicles and motorcycles	0	0	0	1690500	941850	1322582	3954932
	46	Wholesale trade	0	720000	168429	810000	0	712607	2411036
	47	Retail trade	654423	485669	13104418	0	9713374	17042454	41000338
	Total		654423	1205669	13272847	2500500	10655224	19077643	47366306
Karbala	45	Sale and repair of motor vehicles and motorcycles	0	0	0	1142400	0	1931946	3074346
	46	Wholesale trade	0	99600	66400	76360	10000	1248753	1501113
	47	Retail trade	1587477	367918	225144	303214	652777	10028985	13165515
	Total		1587477	467518	291544	1521974	662777	13209684	17740974

Continued 1-13

Governorate	Activity code	Activity	Revenue from the sale of products produced by the establishment	Income from providing transport and freight services to others	Income from rental machinery, equipment and transportation vehicles	Profits from selling products for others	Income from rental buildings	Estimated revenue from the rent of the establishments and the warehouses	Other incomes
Wasit	45	Sale and repair of motor vehicles and motorcycles	0	0	435685	3162383	0	2291797	5889865
	46	Wholesale trade	0	150000	169320	2807733	0	182130	3309183
	47	Retail trade	731234	830571	415953	1578343	0	7202327	10758428
	Total		731234	980571	1020958	7548459	0	9676254	19957476
Salahaddin	45	Sale and repair of motor vehicles and motorcycles	0	0	0	145600	0	1352000	1497600
	46	Wholesale trade	0	0	0	376200	0	2047654	2423854
	47	Retail trade	2854752	1608236	1506224	0	1733611	19250558	26953381
	Total		2854752	1608236	1506224	521800	1733611	22650212	30874835
Najaf	45	Sale and repair of motor vehicles and motorcycles	1262671	921550	612767	3760956	0	3296098	9854042
	46	Wholesale trade	166000	0	0	570000	0	1190842	1926842
	47	Retail trade	215084	0	1381295	0	0	6588949	8185328
	Total		1643755	921550	1994062	4330956	0	11075889	19966212
Al- Qadisiya	45	Sale and repair of motor vehicles and motorcycles	0	0	0	140400	1643968	3283745	5068113
	46	Wholesale trade	0	0	0	475200	60000	1965420	2500620
	47	Retail trade	1881300	3182000	0	3697809	0	6332293	15093402
	Total		1881300	3182000	0	4313409	1703968	11581458	22662135
Al-Mothanna	45	Sale and repair of motor vehicles and motorcycles	0	0	0	300000	0	471226	771226
	46	Wholesale trade	0	0	0	169514	0	2561497	2731011
	47	Retail trade	2132165	0	0	0	0	8567767	10699932
	Total		2132165	0	0	469514	0	11600490	14202169

Continued 1-13

Governorate	Activity code	Activity	Revenue from the sale of products produced by the establishment	Income from providing transport and freight services to others	Income from rental machinery, equipment and transportation vehicles	Profits from selling products for others	Income from rental buildings	Estimated revenue from the rent of the establishments and the warehouses	Other incomes
Dhiqar	45	Sale and repair of motor vehicles and motorcycles	0	0	0	0	0	455700	455700
	46	Wholesale trade	0	0	0	1560000	0	194564	1754564
	47	Retail trade	340275	1778880	0	0	0	7205898	9325053
	Total		340275	1778880	0	1560000	0	7856162	11535317
Misan	45	Sale and repair of motor vehicles and motorcycles	0	0	0	0	0	241026	241026
	46	Wholesale trade	4884686	0	0	0	0	2132700	7017386
	47	Retail trade	1791111	0	685552	2732947	3548526	13857541	22615677
	Total		6675797	0	685552	2732947	3548526	16231267	29874089
Basra	45	Sale and repair of motor vehicles and motorcycles	0	800400	0	3437836	0	5230825	9469061
	46	Wholesale trade	0	2070000	276000	2070000	0	2989891	7405891
	47	Retail trade	0	5428298	728832	4718429	0	30174467	41050026
	Total		0	8298698	1004832	10226265	0	38395183	57924978
Iraq	45	Sale and repair of motor vehicles and motorcycles	7943483	7094850	2540025	46291978	5155707	42406480	111432523
	46	Wholesale trade	6540507	38760825	6651169	55951689	1245760	46857965	156007915
	47	Retail trade	49432979	26711108	32763114	40150757	28041776	335834764	512934498
	Total		63916969	72566783	41954308	142394424	34443243	425099209	780374936

Table 2-13: other incomes in privet sector by economic activities in Iraq 2012-2013, value in 1000 ID

Activity code	Activity	income from the sale of products produced by the establishment	Income from providing transport and freight services to others	Income from rental machinery, equipment and transportation vehicles	income from selling products and goods for others	Income from rental buildings	estimated income from the rental establishments and warehouses	Total of other income
4510	Motor vehicles trade/ wholesale and retail	0	0	0	35673714	1427850	9850659	46952223
4520	Motor vehicles repair	1348555	1006904	2272292	7801384	1130281	18937958	32497374
4530	Trading of spare parts and accessories related to motor vehicles/ wholesale and retail	6594928	6087946	267733	1459200	1591376	12464093	28465276
4540	Trading, maintenance and repair of bicycles and related accessories and spare parts	0	0	0	1357680	1006200	1153770	3517650
45	Sale and repair of motor cars and motorcycle	7943483	7094850	2540025	46291978	5155707	42406480	111432523
4610	Wholesale trade on a contract basis that includes services for wholesale trade	0	24488127	3116727	42191985	0	1637897	71434736
4620	Wholesale trade of agricultural raw materials and livestock	0	864000	86400	3624448	0	2211381	6786229
4630	Wholesale trade of food, beverages and tobacco	0	362105	239373	728161	618000	8678506	10626145
4641	Wholesale trade of textiles, clothing and footwear	0	0	0	0	0	2480417	2480417
4649	Wholesale trade of other household goods	0	5739243	0	752571	0	11041221	17533035
4651	Wholesale trade of computers, their related accessories and software	0	0	0	0	0	0	0
4652	Wholesale trade of electronic equipment, communication equipment	166000	0	55500	2194360	0	149888	2565748
4653	Wholesale trade of agricultural machinery and equipment	0	0	0	0	557760	1076493	1634253
4659	Wholesale of other equipment and machinery	0	0	753540	66600	0	684922	1505062
4661	Wholesale trade of solid, liquid and gaseous fuels and related products	0	0	0	40009	0	2412924	2452933
4662	Wholesale trade of metals and ores	0	430759	0	0	0	546813	977572
4663	Wholesale trade of building materials, plumbing and heating equipment	5751707	5433857	2038829	6313546	0	13230173	32768112
4669	Wholesale trade of wastes, scrap and other products that have not been classified elsewhere	0	150334	360800	40009	0	1774070	2325213
4690	Non specialized wholesale trade	622800	1292400	0	0	70000	933260	2918460
46	Wholesale trade	6540507	38760825	6651169	55951689	1245760	46857965	156007915

Continued 2-13:

Activity code	Activity	income from the sale of products produced by the establishment	Income from providing transport and freight services to others	Income from rental machinery, equipment and transportation vehicles	income from selling products and goods for others	Income from rental buildings	estimated income from the rental establishments and warehouses	Total of other income
4711	Retail trade in non-special market, in which, food, drinks or tobacco are the main goods	9500012	2883044	1155971	10901650	2425303	139400234	166266214
4719	Other retail trade in non-special stores	0	0	0	0	0	296562	296562
4721	Retail trade of food in special stores	20824628	5309642	175834	17879999	2950768	41166949	88307820
4722	Retail trade of beverages in specified stores	88045	0	0	47684	0	1338616	1474345
4723	Retail trade of tobacco and its products in special stores	2132165	0	0	0	643813	803966	3579944
4730	Retail trade for vehicle fuels	1639911	2857125	354988	193547	3242793	44566512	52854876
4741	Retail trade for computer equipment, peripherals, software and communications	969720	0	520920	655049	4088593	3365542	9599824
4742	Retail trade of audio and visual equipment in special stores	0	114171	1304614	1438823	0	2369480	5227088
4751	Retail trade of textiles	188330	0	0	0	220262	5818186	6226778
4752	Retail trade for hardware, dye, glass and building materials	2145786	13691549	14427844	4530326	308245	17971758	53075508
4753	Retail trade for carpets, floor and wall coverings	1449563	0	1308316	74714	1308316	1064436	5205345
4759	Retail trade of household appliances, furniture, lighting equipment and other household equipment	2363619	1314782	12225606	822947	12459791	25487188	54673933
4761	Retail trade for books, newspapers and office equipment	2819748	0	0	126840	0	2329825	5276413
4762	Retail trade for music and video recordings	0	0	328679	824460	0	165360	1318499
4763	Retail trade for sporting equipment	0	0	0	0	0	661440	661440
4764	retail trade for plays and children's toys	0	0	0	0	0	611005	611005
4771	Retail trade of clothing, footwear and leather goods	2727977	0	97013	502745	393892	14368681	18090308
4772	Retail trade for pharmaceutical, medical and cosmetic products	154754	0	0	0	0	5321386	5476140
4773	Other retail trade in specified stores	2428721	540795	863329	2151973	0	26824892	32809710
4774	Retail trade for second hand goods in specified stores	0	0	0	0	0	1902746	1902746
47	Retail trade	49432979	26711108	32763114	40150757	28041776	335834764	512934498
	Total	63916969	72566783	41954308	142394424	34443243	425099209	780374936

Table 1-14: Value of intermediate goods in private sector by economic activity and governorate in Iraq 2012-2013, value in 1000 ID

Governorate	Activity code	Activity	Raw materials	spare parts	Water	Electricity	Fuel and oil	packing materials	Other	Total
Duhok	45	Sale and repair of motor vehicles and motorcycles	654464	105264	223598	792699	1188278	88549	285907	3338759
	46	Wholesale trade	107945	87949	110257	1503180	1240831	733976	263776	4047914
	47	Retail trade	11271128	602748	488557	7366028	5557178	3975258	1713295	30974192
	Total		12033537	795961	822412	9661907	7986287	4797783	2262978	38360865
Nainawa	45	Sale and repair of motor vehicles and motorcycles	963925	657598	229127	2288395	371926	179899	811948	5502818
	46	Wholesale trade	105300	14549	102559	1651436	1229765	661748	150963	3916320
	47	Retail trade	558951	340322	935917	19125662	2774626	7463404	1449010	32647892
	Total		1628176	1012469	1267603	23065493	4376317	8305051	2411921	42067030
Sulaimani	45	Sale and repair of motor vehicles and motorcycles	0	347473	189020	1250908	1745263	229850	793230	4555744
	46	Wholesale trade	0	406584	182584	1127952	3840628	695366	183873	6436987
	47	Retail trade	648864	627768	642882	8552945	13402261	5603728	1272789	30751237
	Total		648864	1381825	1014486	10931805	18988152	6528944	2249892	41743968
Kirkuk	45	Sale and repair of motor vehicles and motorcycles	0	54978	348377	890645	709884	244605	197124	2445613
	46	Wholesale trade	0	22560	50681	262864	326177	440274	72985	1175541
	47	Retail trade	125979	1273687	657442	3285212	1787561	4679055	548813	12357749
	Total		125979	1351225	1056500	4438721	2823622	5363934	818922	15978903
Erbil	45	Sale and repair of motor vehicles and motorcycles	2755573	287712	161905	1438391	2475978	97981	489610	7707150
	46	Wholesale trade	0	92960	151135	1197811	1614516	269428	464894	3790744
	47	Retail trade	8370155	1969714	948684	11389943	9094604	5191997	2299943	39265040
	Total		11125728	2350386	1261724	14026145	13185098	5559406	3254447	50762934

Continued 1-14

Governorate	Activity code	Activity	Raw materials	spare parts	Water	Electricity	Fuel and oil	packing materials	Other	Total
Diyala	45	Sale and repair of motor vehicles and motorcycles	407661	1305043	103839	780742	1053397	183357	150783	3984822
	46	Wholesale trade	40800	901600	73554	383773	567569	1096563	101602	3165461
	47	Retail trade	1552926	838958	615166	5636441	5969242	4249049	1520111	20381893
	Total		2001387	3045601	792559	6800956	7590208	5528969	1772496	27532176
Anbar	45	Sale and repair of motor vehicles and motorcycles	0	30217	1097587	2466764	265475	50690	588625	4499358
	46	Wholesale trade	0	35585	414289	1073945	8615	47603	194286	1774323
	47	Retail trade	1731183	2122633	3786731	12884148	924550	880572	1681653	24011470
	Total		1731183	2188435	5298607	16424857	1198640	978865	2464564	30285151
Baghdad	45	Sale and repair of motor vehicles and motorcycles	234923	1198331	1114770	14350122	5509471	1056934	2777657	26242208
	46	Wholesale trade	572400	521074	433675	6575515	3924450	1823916	698403	14549433
	47	Retail trade	3122963	5528626	4747159	87902333	15616596	23644367	8224528	148786572
	Total		3930286	7248031	6295604	108827970	25050517	26525217	11700588	189578213
Babil	45	Sale and repair of motor vehicles and motorcycles	215376	303444	281882	1384135	1322193	177473	1108305	4792808
	46	Wholesale trade	0	0	115999	725458	406174	780345	326617	2354593
	47	Retail trade	1554083	57996	1270930	9679598	5583641	7416103	4428384	29990735
	Total		1769459	361440	1668811	11789191	7312008	8373921	5863306	37138136
Karbala	45	Sale and repair of motor vehicles and motorcycles	63044	49144	354800	927011	343759	51419	230156	2019333
	46	Wholesale trade	0	0	112090	632059	120496	245212	82202	1192059
	47	Retail trade	1128510	66222	1188628	8491351	1422668	3541832	1052029	16891240
	Total		1191554	115366	1655518	10050421	1886923	3838463	1364387	20102632

Continued 1-14

Governorate	Activity code	Activity	Raw materials	spare parts	Water	Electricity	Fuel and oil	packing materials	Other	Total
Wasit	45	Sale and repair of motor vehicles and motorcycles	20154	711207	181818	921276	920012	48109	254232	3056808
	46	Wholesale trade	0	164616	49894	325512	103110	222742	49902	915776
	47	Retail trade	567902	3027520	891755	4590774	1962059	1845679	822800	13708489
	Total		588056	3903343	1123467	5837562	2985181	2116530	1126934	17681073
Salahaddin	45	Sale and repair of motor vehicles and motorcycles	702800	667130	98771	794883	1416381	61128	518602	4259695
	46	Wholesale trade	0	30679	78954	630236	1123507	316813	107953	2288142
	47	Retail trade	337662	478782	1028620	7631703	7085451	4895648	1347286	22805152
	Total		1040462	1176591	1206345	9056822	9625339	5273589	1973841	29352989
Najaf	45	Sale and repair of motor vehicles and motorcycles	246964	485580	544667	1914925	704233	158112	671062	4725543
	46	Wholesale trade	66400	0	200872	924182	177404	384173	131950	1884981
	47	Retail trade	141354	129363	1309897	7918623	1740165	3303532	1514306	16057240
	Total		454718	614943	2055436	10757730	2621802	3845817	2317318	22667764
Al- Qadisiya	45	Sale and repair of motor vehicles and motorcycles	0	729713	147127	716710	133089	14440	100087	1841166
	46	Wholesale trade	0	0	34755	445721	129840	514354	83115	1207785
	47	Retail trade	134820	0	253373	4526038	631719	2938451	474841	8959242
	Total		134820	729713	435255	5688469	894648	3467245	658043	12008193
Al-Mothanna	45	Sale and repair of motor vehicles and motorcycles	0	811734	10414	379166	425163	74050	34681	1735208
	46	Wholesale trade	0	392220	22439	423595	231403	149908	13871	1233436
	47	Retail trade	10620	1390222	127302	3413887	615497	1812398	321373	7691299
	Total		10620	2594176	160155	4216648	1272063	2036356	369925	10659943



Continued 1-14

Governorate	Activity code	Activity	Raw materials	spare parts	Water	Electricity	Fuel and oil	packing materials	Other	Total
Dhiqar	45	Sale and repair of motor vehicles and motorcycles	21700	1181730	7920	894800	850690	85055	141645	3183540
	46	Wholesale trade	0	460660	7244	376547	612873	133209	79396	1669929
	47	Retail trade	48394	2242498	31083	6985648	3002143	3594462	491651	16395879
	Total		70094	3884888	46247	8256995	4465706	3812726	712692	21249348
Misan	45	Sale and repair of motor vehicles and motorcycles	0	9297	0	541148	847219	137618	151053	1686335
	46	Wholesale trade	0	241714	16920	249544	258664	376858	31062	1174762
	47	Retail trade	162829	809600	146752	3108437	2156696	4565824	555896	11506034
	Total		162829	1060611	163672	3899129	3262579	5080300	738011	14367131
Basra	45	Sale and repair of motor vehicles and motorcycles	366609	1283133	1127584	1217839	765360	292476	607055	5660056
	46	Wholesale trade	0	171771	447502	671002	21590	478658	267834	2058357
	47	Retail trade	599579	709996	3559953	9285786	1708690	3508452	2942818	22315274
	Total		966188	2164900	5135039	11174627	2495640	4279586	3817707	30033687
Iraq	45	Sale and repair of motor vehicles and motorcycles	6653193	10218728	6223206	33950559	21047771	3231745	9911762	91236964
	46	Wholesale trade	892845	3544521	2605403	19180332	15937612	9371146	3304684	54836543
	47	Retail trade	32067902	22216655	22630831	221774557	81035347	93109811	32661526	505496629
	Total		39613940	35979904	31459440	274905448	118020730	105712702	45877972	651570136

Table 2-14: Value of intermediate goods in private sector by economic activity in Iraq 2012-2013, value in 1000 ID

Activity code	Activity	Raw materials	spare parts	Water	Electricity	Fuel and oil	packing materials	Other	Total
4510	Motor vehicles trade/ wholesale and retail	537600	268288	425200	2350074	1203603	21879	776510	5583154
4520	Motor vehicles repair	5441115	8702714	3911121	19240082	14943998	297818	6938473	59475321
4530	Trading of spare parts and accessories related to motor vehicles/ wholesale and retail	468678	663226	1701590	11517320	4526392	2864476	1979002	23720684
4540	Trading, maintenance and repair of bicycles and related accessories and spare parts	205800	584500	185295	843083	373778	47572	217777	2457805
45	Sale and repair of motor cars and motorcycle	6653193	10218728	6223206	33950559	21047771	3231745	9911762	91236964
4610	Wholesale trade on a contract basis that includes services for wholesale trade	23673	276696	125009	1099671	1734380	472168	298483	4030080
4620	Wholesale trade of agricultural raw materials and livestock	40800	89200	153443	703750	985468	619866	189169	2781696
4630	Wholesale trade of food, beverages and tobacco	0	537245	743915	6013668	4167558	3976040	809969	16248395
4641	Wholesale trade of textiles, clothing and footwear	0	226011	212749	2120534	313066	836748	214886	3923994
4649	Wholesale trade of other household goods	105300	485304	302174	3374928	1852461	973768	521134	7615069
4651	Wholesale trade of computers, their related accessories and software	0	0	0	104307	0	41882	11966	158155
4652	Wholesale trade of electronic equipment, communication equipment	66400	0	28969	390712	39238	102389	54197	681905
4653	Wholesale trade of agricultural machinery and equipment	0	0	34225	137158	169706	33091	30963	405143
4659	Wholesale of other equipment and machinery	0	184496	136602	901607	637714	209908	120044	2190371
4661	Wholesale trade of solid, liquid and gaseous fuels and related products	0	1221910	113546	350919	1546552	761815	120862	4115604
4662	Wholesale trade of metals and ores	0	0	61215	373791	358875	14605	104922	913408
4663	Wholesale trade of building materials, plumbing and heating equipment	0	435279	549006	2581045	3259085	915483	625237	8365135
4669	Wholesale trade of wastes, scrap and other products that have not been classified elsewhere	26672	34020	84044	487954	521516	164920	112334	1431460
4690	Non specialized wholesale trade	630000	54360	60506	540288	351993	248463	90518	1976128
46	Wholesale trade	892845	3544521	2605403	19180332	15937612	9371146	3304684	54836543

Continued 2-14

Activity code	Activity	Raw materials	spare parts	Water	Electricity	Fuel and oil	packing materials	Other	Total
4711	Retail trade in non-special market, in which, food, drinks or tobacco are the main goods	2074593	4816937	7253913	79338185	25679960	30846701	9148828	159159117
4719	Other retail trade in non-special stores	0	0	14086	257247	213468	189893	28166	702860
4721	Retail trade of food in special stores	10136338	2512595	4439367	35426939	13986632	23023381	6895648	96420900
4722	Retail trade of beverages in specified stores	59836	182547	222371	2062284	692401	679438	219931	4118808
4723	Retail trade of tobacco and its products in special stores	0	0	70918	921488	212148	525165	106146	1835865
4730	Retail trade for vehicle fuels	783896	4652530	801850	4659909	12673894	630228	1108122	25310429
4741	Retail trade for computer equipment, peripherals, software and communications	639422	2093727	547120	8718007	1292015	1665129	942327	15897747
4742	Retail trade of audio and visual equipment in special stores	157423	343600	452687	4264574	1341166	709143	500939	7769532
4751	Retail trade of textiles	4708	79879	264267	3385408	1191776	1572643	479498	6978179
4752	Retail trade for hardware, dye, glass and building material	1721347	1845309	1832486	13977210	7852199	5030346	2218970	34477867
4753	Retail trade for carpets, floor and wall coverings	605204	0	157279	1581987	374883	371264	300381	3390998
4759	Retail trade of household appliances, furniture, lighting equipment and other household equipment	2220710	1302373	1474364	13932248	4405942	2896669	2377449	28609755
4761	Retail trade for books, newspapers and office equipment	865913	569440	357937	4005578	385934	1086993	800265	8072060
4762	Retail trade for music and video recordings	0	127091	69404	413610	62591	134753	37355	844804
4763	Retail trade for sporting equipment	0	7393	43007	507880	29765	182601	74060	844706
4764	retail trade for plays and children's toys	0	5746	110284	1222329	480047	511069	153391	2482866
4771	Retail trade of clothing, footwear and leather goods	387284	396169	2249177	24552369	4774102	9749947	3129902	45238950
4772	Retail trade for pharmaceutical, medical and cosmetic products	409858	455211	949870	10373067	1874505	4272564	2043914	20378989
4773	Other retail trade in specified stores	11911836	2786770	1144231	10862808	2953977	8649313	1786639	40095574
4774	Retail trade for second hand goods in specified stores	89534	39338	176213	1311430	557942	382571	309595	2866623
47	Retail trade	32067902	22216655	22630831	221774557	81035347	93109811	32661526	505496629
	Total	39613940	35979904	31459440	274905448	118020730	105712702	45877972	651570136

Table 1-15: Value of intermediate services in private sector by economic activities and governorates in Iraq 2012-2013, value in 1000 ID

Governorate	Activity code	Activity	Rental value			Post, Telegraph and communications	Maintenance and repair of fixed assets	Shipping cost	cost of loading, unloading and goods transportation	Fees for accountants and lawyers	Advertising cost	Other services	Total
			rent of building	Estimated rent of establishment and warehouse	Total								
Duhok	45	Sale and repair of motor vehicles and motorcycles	7636989	1271915	8908904	737208	83781	0	1763434	282600	19334	1149521	12944782
	46	Wholesale trade	13934624	6513453	20448077	1040829	874579	63706937	17497404	1199547	2915583	2237797	109920753
	47	Retail trade	49165808	19265266	68431074	3394082	1644475	4695301	24826743	920609	546839	2614117	107073240
		Total	70737421	27050634	97788055	5172119	2602835	68402238	44087581	2402756	3481756	6001435	229938775
Nainawa	45	Sale and repair of motor vehicles and motorcycles	11044686	773416	11818102	2109028	137946	0	2804860	0	0	2839890	19709826
	46	Wholesale trade	7233536	1101206	8334742	1589729	156349	3988733	9022041	136986	466371	1087943	24782894
	47	Retail trade	60027827	9192755	69220582	9620713	3673645	856514	33791267	321325	86386	7682751	125253183
		Total	78306049	11067377	89373426	13319470	3967940	4845247	45618168	458311	552757	11610584	169745903
Sulaimani	45	Sale and repair of motor vehicles and motorcycles	12006653	2591753	14598406	1231434	468726	1362000	1743888	78000	15000	723676	20221130
	46	Wholesale trade	15253137	8285541	23538678	1832113	873641	12111012	15270745	64223	46107	854208	54590727
	47	Retail trade	65783174	22717150	88500324	6460520	2051788	1419050	25796753	34253	410698	1751814	126425200
		Total	93042964	33594444	126637408	9524067	3394155	14892062	42811386	176476	471805	3329698	201237057

Continued 1-15

Governorate	Activity code	Activity	Rental value			Post, Telegraph and communications	Maintenance and repair of fixed assets	Shipping cost	cost of loading, unloading and goods transportation	Fees for accountants and lawyers	Advertising cost	Other services	Total
			rent of building	Estimated rent of establishment and warehouse	Total								
Kirkuk	45	Sale and repair of motor vehicles and motorcycles	7177102	549175	7726277	785834	1175353	0	1475620	0	45505	942968	12151557
	46	Wholesale trade	2995972	217662	3213634	264312	343741	0	2123155	0	17096	480479	6442417
	47	Retail trade	23597929	7085965	30683894	3003256	4357451	0	13973612	0	43312	2777092	54838617
	Total		33771003	7852802	41623805	4053402	5876545	0	17572387	0	105913	4200539	73432591
Erbil	45	Sale and repair of motor vehicles and motorcycles	15275262	13204017	28479279	2259101	286391	5365756	8032888	338100	113667	2332195	47207377
	46	Wholesale trade	16221689	11005055	27226744	2678316	2573	22735625	19199514	410634	289415	1103094	73645915
	47	Retail trade	75523098	44921450	120444548	9149895	1678610	31387719	49787615	685204	1092104	4050807	218276502
	Total		107020049	69130522	176150571	14087312	1967574	59489100	77020017	1433938	1495186	7486096	339129794
Diyala	45	Sale and repair of motor vehicles and motorcycles	7891358	140258	8031616	1285041	480884	69000	2457927	40074	29829	1391436	13785807
	46	Wholesale trade	4219563	746079	4965642	717747	64800	0	5475482	148000	18657	1088037	12478365
	47	Retail trade	39118978	70787438	109906416	7295588	4852611	61548	27102266	134004	176860	7243567	156772860
	Total		51229899	71673775	122903674	9298376	5398295	130548	35035675	322078	225346	9723040	183037032

Continued 1-15

Governorate	Activity code	Activity	Rental value			Post, Telegraph and communications	Maintenance and repair of fixed assets	Shipping cost	cost of loading, unloading and goods transportation	Fees for accountants and lawyers	Advertising cost	Other services	Total
			rent of building	Estimated rent of establishment and warehouse	Total								
Anbar	45	Sale and repair of motor vehicles and motorcycles	11015318	1056567	12071885	560393	86333	129500	107917	0	0	1267048	14223076
	46	Wholesale trade	4926246	1458728	6384974	219943	12480	1311999	671647	0	7800	580405	9189248
	47	Retail trade	39536724	9513885	49050609	2677581	521421	4860362	3847798	0	601586	4953692	66513049
	Total		55478288	12029180	67507468	3457917	620234	6301861	4627362	0	609386	6801145	89925373
Baghdad	45	Sale and repair of motor vehicles and motorcycles	101217730	2942434	104160164	6473665	2469352	9455461	14926501	134494	345507	7418097	145383241
	46	Wholesale trade	75467106	2304183	77771289	3488746	1222577	2395926	18945526	1505991	473119	2918905	108722079
	47	Retail trade	437166821	26099616	463266437	22511648	12390218	935656	89945520	1912870	3466533	15054904	609483786
	Total		613851657	31346233	645197890	32474059	16082147	12787043	123817547	3553355	4285159	25391906	863589106
Babil	45	Sale and repair of motor vehicles and motorcycles	12693413	1322582	14015995	1343876	81055	373384	3564660	0	0	2271745	21650715
	46	Wholesale trade	9302557	712607	10015164	768289	31275	1680000	7456504	0	0	805635	20756867
	47	Retail trade	53707834	17042454	70750288	5364713	1478354	2517208	43755357	0	90763	7489000	131445683
	Total		75703804	19077643	94781447	7476878	1590684	4570592	54776521	0	90763	10566380	173853265

Continued 1-15

Governorate	Activity code	Activity	Rental value			Post, Telegraph and communications	Maintenance and repair of fixed assets	Shipping cost	cost of loading, unloading and goods transportation	Fees for accountants and lawyers	Advertising cost	Other services	Total
			rent of building	Estimated rent of establishment and warehouse	Total								
Karbala	45	Sale and repair of motor vehicles and motorcycles	8090398	1931946	10022344	977593	430292	0	1502895	0	45679	1044726	14023529
	46	Wholesale trade	8837253	1248753	10086006	608393	0	4491	3975106	88941	37941	398986	15199864
	47	Retail trade	59385581	10028985	69414566	4109947	852770	67241	18230520	0	730922	4096594	97502560
	Total		76313232	13209684	89522916	5695933	1283062	71732	23708521	88941	814542	5540306	126725953
Wasit	45	Sale and repair of motor vehicles and motorcycles	6243127	2291797	8534924	817517	537346	0	2516472	0	0	245517	12651776
	46	Wholesale trade	2847010	182130	3029140	266738	41520	0	2080188	0	0	134999	5552585
	47	Retail trade	23967818	7202327	31170145	3348883	775416	24468	18235366	595243	0	1422843	55572364
	Total		33057955	9676254	42734209	4433138	1354282	24468	22832026	595243	0	1803359	73776725
Salahaddin	45	Sale and repair of motor vehicles and motorcycles	6623772	1352000	7975772	2194203	314678	0	4519799	0	0	1014183	16018635
	46	Wholesale trade	4049281	2047654	6096935	633106	2439748	0	9100711	0	52800	593205	18916505
	47	Retail trade	35782199	19250558	55032757	6027293	11549491	686331	48014879	82213	70758	3262808	124726530
	Total		46455252	22650212	69105464	8854602	14303917	686331	61635389	82213	123558	4870196	159661670

Continued 1-15

Governorate	Activity code	Activity	Rental value			Post, Telegraph and communications	Maintenance and repair of fixed assets	Shipping cost	cost of loading, unloading and goods transportation	Fees for accountants and lawyers	Advertising cost	Other services	Total
			rent of building	Estimated rent of establishment and warehouse	Total								
Najaf	45	Sale and repair of motor vehicles and motorcycles	12908127	3296098	16204225	2265956	74275	489920	2666170	415200	220287	3525182	25861215
	46	Wholesale trade	7835745	1190842	9026587	1066930	140880	0	4337979	0	0	1651904	16224280
	47	Retail trade	47642866	6588949	54231815	6021094	1510925	0	21412619	0	267346	7161223	90605022
	total		68386738	11075889	79462627	9353980	1726080	489920	28416768	415200	487633	12338309	132690517
Al- Qadisiya	45	Sale and repair of motor vehicles and motorcycles	4421777	3283745	7705522	632971	0	24067	1152486	0	17715	454518	9987279
	46	Wholesale trade	3841240	1965420	5806660	597608	19200	26800	2749800	0	26800	359896	9586764
	47	Retail trade	35144797	6332293	41477090	2543018	294659	446227	14317592	6364	81815	2089758	61256523
	Total		43407814	11581458	54989272	3773597	313859	497094	18219878	6364	126330	2904172	80830566
Al-Mothanna	45	Sale and repair of motor vehicles and motorcycles	2117168	471226	2588394	464978	496538	0	1975312	0	0	949409	6474631
	46	Wholesale trade	883155	2561497	3444652	587827	524689	4200686	5563203	0	0	318226	14639283
	47	Retail trade	10761857	8567767	19329624	1850839	5103799	945400	9898542	0	189029	2695046	40012279
	Total		13762180	11600490	25362670	2903644	6125026	5146086	17437057	0	189029	3962681	61126193



Continued 1-15

Governorate	Activity code	Activity	Rental value			Post, Telegraph and communications	Maintenance and repair of fixed assets	Shipping cost	cost of loading, unloading and goods transportation	Fees for accountants and lawyers	Advertising cost	Other services	Total
			rent of building	Estimated rent of establishment and warehouse	Total								
Dhiqar	45	Sale and repair of motor vehicles and motorcycles	9455950	455700	9911650	603165	0	0	1781255	0	0	735115	13031185
	46	Wholesale trade	6417269	194564	6611833	261022	117000	0	6002916	0	0	331069	13323840
	47	Retail trade	60625715	7205898	67831613	3244097	1426237	260561	27130050	313920	13078	4275227	104494783
	Total		76498934	7856162	84355096	4108284	1543237	260561	34914221	313920	13078	5341411	130849808
Misan	45	Sale and repair of motor vehicles and motorcycles	4816426	241026	5057452	556172	46484	128475	852652	0	0	155724	6796959
	46	Wholesale trade	1562500	2132700	3695200	223619	145029	279000	8304481	0	37200	130343	12814872
	47	Retail trade	22356120	13857541	36213661	2802944	942884	444380	12945756	92000	0	1460478	54902103
	Total		28735046	16231267	44966313	3582735	1134397	851855	22102889	92000	37200	1746545	74513934

Continued 1-15

Governorate	Activity code	Activity	Rental value			Post, Telegraph and communications	Maintenance and repair of fixed assets	Shipping cost	cost of loading, unloading and goods transportation	Fees for accountants and lawyers	Advertising cost	Other services	Total
			rent of building	Estimated rent of establishment and warehouse	Total								
Basra	45	Sale and repair of motor vehicles and motorcycles	15381452	5230825	20612277	1027422	643973	0	2292303	284571	265472	1910148	27036166
	46	Wholesale trade	7254331	2989891	10244222	792353	913389	0	4158701	248400	282844	987056	17626965
	47	Retail trade	55022347	30174467	85196814	6193142	7499012	158275	32259119	847633	2070889	8089087	142313971
	Total		77658130	38395183	116053313	8012917	9056374	158275	38710123	1380604	2619205	10986291	186977102
Iraq	45	Sale and repair of motor vehicles and motorcycles	256016708	42406480	298423188	26325557	7813407	17397563	56137039	1573039	1117995	30371098	424935810
	46	Wholesale trade	193082214	46857965	239940179	17637620	7923470	112441209	141935103	3802722	4671733	16062187	544414223
	47	Retail trade	1194317493	335834764	1530152257	105619253	62603766	49766241	515271374	5945638	9938918	88170808	2367468255
	Total		1643416415	425099209	2068515624	149582430	78340643	179605013	713343516	11321399	15728646	134604093	3336818288

Table 2-15: Value of intermediate service in private sectors by economic activity in Iraq 2012-2013, value in 1000 ID

Activity code	Activity	Rental value			Post, Telegraph and communication	Maintenance and repair of fixed assets	Shipping cost	cost of loading, unloading and goods transportation	Fees for accountants and lawyers	Advertising cost	Other services	Total
		rent of building	Estimated rent of establishment and warehouse	Total								
4510	Motor vehicles trade/ wholesale and retail	18234988	9850659	28085647	2747101	212291	539498 <sub>2</sub>	3365278	1320471	245115	3785777	45156662
4520	Motor vehicles repair	136073094	18937958	155011052	12674743	5395566	166554	11341638	0	98963	16910612	201599128
4530	Trading of spare parts and accessories related to motor vehicles/ wholesale and retail	95597991	12464093	108062084	10400363	1983700	118360 <sub>27</sub>	40233353	252568	744603	9191177	182703875
4540	Trading, maintenance and repair of bicycles and related accessories and spare parts	6110635	1153770	7264405	503350	221850	0	1196770	0	29314	483532	9699221
45	Sale and repair of motor cars and motorcycle	256016708	42406480	298423188	26325557	7813407	1739756 <sub>3</sub>	56137039	1573039	1117995	30371098	439158886

Continued 2-15

Activity code	Activity	Rental value			Post, Telegraph and communication	Maintenance and repair of fixed assets	Shipping cost	cost of loading, unloading and goods transportation	Fees for accountants and lawyers	Advertising cost	Other services	Total
		rent of building	Estimated rent of establishment and warehouse	Total								
4610	Wholesale trade on a contract basis that includes services for wholesale trade	18515860	1637897	20153757	1987681	345368	11547694	6837179	661927	240321	1038921	42812848
4620	Wholesale trade of agricultural raw materials and live livestock	9544026	2211381	11755407	805818	250414	2269800	5854425	0	13166	1237489	22186519
4630	Wholesale trade of food, beverages and tobacco	60650857	8678506	69329363	5187263	2497444	38471417	48661226	1855041	3374689	5045744	174422187
4641	Wholesale trade of textiles, clothing and footwear	19571626	2480417	22052043	1575664	1237150	3151739	9778614	0	106494	828295	38729999
4649	Wholesale trade of other household goods	23936530	11041221	34977751	1955674	701085	14013589	10496707	383811	203740	2122253	64854610

Continued 2-15

Activity code	Activity	Rental value			Post, Telegraph and communication	Maintenance and repair of fixed assets	Shipping cost	cost of loading, unloading and goods transportation	Fees for accountants and lawyers	Advertising cost	Other services	Total
		rent of building	Estimated rent of establishment and warehouse	Total								
4651	Wholesale trade of computers, their related accessories and software	1443946	0	1443946	107698	0	0	73793	0	16952	1994	1644383
4652	Wholesale trade of electronic equipment, communication equipment and its parts	5315522	149888	5465410	403030	89268	4021502	1364467	0	48827	398872	11791376
4653	Wholesale trade of agricultural machinery and equipment	1327466	1076493	2403959	262553	31371	1859200	2580107	209160	2490	141373	7490213
4659	Wholesale of other equipment and machinery	9122138	684922	9807060	782825	125207	26800	3426729	59832	37646	438586	14704685
4661	Wholesale trade of solid, liquid and gaseous fuels and related products	4253126	2412924	6666050	410457	735484	0	5036752	328400	0	670261	13847404

Continued 2-15

Activity code	Activity	Rental value			Post, Telegraph and communications	Maintenance and repair of fixed assets	Shipping cost	cost of loading, unloading and goods transportation	Fees for accountants and lawyers	Advertising cost	Other services	Total
		rent of building	Estimated rent of establishment and warehouse	Total								
4662	Wholesale trade of metals and ores	4316101	546813	4862914	380296	47769	581524	3506044	0	23371	402835	9804753
4663	Wholesale trade of building materials, plumbing and heating equipment	25750217	13230173	38980390	2987000	1394777	2848719 8	38311062	304551	584004	296739 9	114016381
4669	Wholesale trade of wastes, scrap and other products that have not been classified elsewhere	4377009	1774070	6151079	380134	279653	6305786	3049602	0	6232	375447	16547933
4690	Non specified wholesale trade	4957790	933260	5891050	411527	188480	1704960	2958396	0	13801	392718	11560932
46	Wholesale trade	193082214	46857965	239940179	17637620	7923470	1124412 09	141935103	3802722	4671733	16062187	544414223

Continued 2-15

Activity code	Activity	Rental value			Post, Telegraph and communications	Maintenance and repair of fixed assets	Shipping cost	cost of loading, unloading and goods transportation	Fees for accountants and lawyers	Advertising cost	Other services	Total
		rent of building	Estimated rent of establishment and warehouse	Total								
4711	Retail trade in non-specified stores, in which, food, drinks or tobacco are the main materials	299059096	139400234	438459330	28557483	23236947	2698158	123138010	1584614	3246366	22933672	643854580
4719	Other retail trade in non-specified stores	1463857	296562	1760419	110920	0	0	444358	0	126466	59726	2501889
4721	Retail trade of food in specified stores	169219215	41166949	210386164	16252190	10128280	549397	104913047	187193	640300	14730759	357787330
4722	Retail trade of beverages in specified stores	10124846	1338616	11463462	686580	667821	5446	3316194	0	0	460803	16600306
4723	Retail trade of tobacco and its products in special stores	5619370	803966	6423336	503164	303706	0	2101155	0	3582	459889	9794832

Continued 2-15

Activity code	Activity	Rental value			Post, Telegraph and communications	Maintenance and repair of fixed assets	Shipping cost	cost of loading, unloading and goods transportation	Fees for accountants and lawyers	Advertising cost	Other services	Total
		rent of building	Estimated rent of establishment and warehouse	Total								
4730	Retail trade for vehicle fuels	20077360	44566512	64643872	3027993	6663826	396514	39653592	3051898	149668	3567472	121154835
4741	Retail trade for computer equipment, peripherals, software and communications	47906357	3365542	51271899	5814278	2081450	463967	9794200	207563	479044	2992718	73105119
4742	Retail trade of audio and video equipment in specified stores	31196698	2369480	33566178	2455824	660367	405944	11774051	0	122933	1994253	50979550
4751	Retail trade of textiles	24300652	5818186	30118838	1866901	974828	379308	9712451	47083	64943	1808745	44973097
4752	Retail trade for hardware, dye, glass and building material	119342696	17971758	137314454	9648539	2787035	3139950	63863174	515761	368978	9027053	226664944



Continued 2-15

Activity code	Activity	Rental value			Post, Telegraph and communication s	Maintenance and repair of fixed assets	Shipping cost	cost of loading, unloading and goods transportation	Fees for accountants and lawyers	Advertising cost	Other services	Total
		rent of building	Estimated rent of establishment and warehouse	Total								
4753	Retail trade for carpets, floor and wall coverings	14366774	1064436	15431210	1111775	450679	8235593	6098647	54148	148982	1060079	32591113
4759	Retail trade of household appliances, furniture, lighting equipment and other household equipment	96704967	25487188	122192155	7484357	4123866	22094725	44872313	280843	1898395	6907310	209853964
4761	Retail trade for books, newspapers and office equipment	20628809	2329825	22958634	1965169	479836	27800	4793783	0	91386	1380729	31697337
4762	Retail trade for music and video recordings	2483507	165360	2648867	356894	101959	66144	344122	16535	0	192478	3726999
4763	Retail trade for sporting equipment	4383258	661440	5044698	306033	6614	0	1279132	0	6614	222422	6865513

Continued 2-15

Activity code	Activity	Rental value			Post, Telegraph and communications	Maintenance and repair of fixed assets	Shipping cost	cost of loading, unloading and goods transportation	Fees for accountants and lawyers	Advertising cost	Other services	Total
		rent of building	Estimated rent of establishment and warehouse	Total								
4764	retail trade for plays and children's toys	11735236	611005	12346241	508649	72233	35400	2033750	0	0	263723	15259996
4771	Retail trade of clothing, footwear and leather goods	170399117	14368681	184767798	10951808	4076557	3492813	46308265	0	1557956	9447510	260602707
4772	Retail trade for pharmaceutical, medical and cosmetic products	63285033	5321386	68606419	5343720	3469876	192188	13186525	0	669192	3217747	94685667
4773	Other retail trade in specified stores	68470284	26824892	95295176	7406114	2129520	1433441	20255518	0	364111	5842176	132726056
4774	Retail trade for second hand goods in specified stores	13550361	1902746	15453107	1260862	188366	6149453	7389087	0	2	1601544	32042421
47	Retail trade	1194317493	335834764	1530152257	105619253	62603766	49766241	515271374	5945638	9938918	88170808	2367468255
Total		1643416415	425099209	2068515624	149582430	78340643	179605013	713343516	1132139 9	15728646	134604093	3351041364

Table 1-16: Value of other expenses and transfer expenses in private sector by economic activity and governorate in Iraq 2012-2013, value in 1000 ID

Governorate	main activity of the establishment	Trade of repair and sale of motors vehicles	Retail trade	Wholesale trade	Total
Duhok	Sales taxes	0	0	0	0
	Business tax	24657	44080	199445	268182
	The work license	90635	202476	364466	657577
	Custom fees	716	6546355	70771	6617842
	Tax for stamps	5089	10424	36322	51835
	taxes paid for income and profits	333705	1507136	1208513	3049354
	Other fees and taxes	15814	20089	173955	209858
	premiums	0	889	1784	2673
	Grants and donations	240510	413501	684040	1338051
	Dividends	0	0	10333	10333
	profit	0	0	0	0
	Land rents	0	0	198708	198708
	Capital losses	85632	3976438	1177496	5239566
	Other	0	0	759	759
	<b>Total</b>	<b>796758</b>	<b>12721388</b>	<b>4126592</b>	<b>17644738</b>
Nainawa	Sales taxes	0	0	0	0
	Business tax	1895	2984	117646	122525
	The work license	0	21691	61276	82967
	Custom fees	0	196500	0	196500
	Tax for stamps	0	0	65312	65312
	taxes paid for income and profits	15792	0	884591	900383
	Other fees and taxes	0	0	0	0
	premiums	0	0	0	0
	Grants and donations	40383	160152	723434	923969
	Dividends	0	0	4968	4968
	profit	0	0	0	0
	Land rents	0	0	0	0
	Capital losses	5306	95129	359724	460159
	Other	0	0	501909	501909
	<b>Total</b>	<b>63376</b>	<b>476456</b>	<b>2718860</b>	<b>3258692</b>

Continued 1-16

Governorate	main activity of the establishment	Trade of repair and sale of motors vehicles	Retail trade	Wholesale trade	Total
Sulaimani	Sales taxes	0	0	0	0
	Business tax	25470	40083	132186	197739
	The work license	25839	51813	221780	299432
	Custom fees	50000	807768	271007	1128775
	Tax for stamps	12554	24618	40126	77298
	taxes paid for income and profits	394199	503375	2035948	2933522
	Other fees and taxes	0	18040	28108	46148
	premiums	0	0	0	0
	Grants and donations	0	41958	15030	56988
	Dividends	0	0	2179	2179
	profit	0	0	0	0
	Land rents	6798	3900	31950	42648
	Capital loses	381703	111915	523299	1016917
	Other	10197	6780	26318	43295
	<b>Total</b>	<b>906760</b>	<b>1610250</b>	<b>3327931</b>	<b>5844941</b>
Kirkuk	Sales taxes	0	0	0	0
	Business tax	5791	9508	49093	64392
	The work license	114874	20548	123894	259316
	Custom fees	0	0	0	0
	Tax for stamps	0	0	0	0
	taxes paid for income and profits	206861	169799	731803	1108463
	Other fees and taxes	193857	7603	162574	364034
	premiums	13672	0	17443	31115
	Grants and donations	312169	175085	1537726	2024980
	Dividends	0	0	0	0
	profit	0	0	0	0
	Land rents	0	0	0	0
	Capital loses	0	0	0	0
	Other	0	48200	0	48200
	<b>Total</b>	<b>847224</b>	<b>430743</b>	<b>2622533</b>	<b>3900500</b>

Continued 1-16

Governorate	main activity of the establishment	Trade of repair and sale of motors vehicles	Retail trade	Wholesale trade	Total
Erbil	Sales taxes	0	0	0	0
	Business tax	134250	123211	415329	672790
	The work license	66423	47797	1069033	1183253
	Custom fees	5232511	4649357	1362581	11244449
	Tax for stamps	5614	3059	16188	24861
	taxes paid for income and profits	471848	186761	1200203	1858812
	Other fees and taxes	34354	62457	226908	323719
	premiums	80657	116200	101591	298448
	Grants and donations	1425397	1291908	2451001	5168306
	Dividends	114561	0	23163	137724
	profit	0	0	0	0
	Land rents	0	0	0	0
	Capital losses	67029	69720	71905	208654
	Other	5368	0	11985	17353
<b>Total</b>	<b>7638012</b>	<b>6550470</b>	<b>6949887</b>	<b>21138369</b>	
Diyala	Sales taxes	0	0	0	0
	Business tax	190050	108339	671252	969641
	The work license	110173	66514	518655	695342
	Custom fees	0	0	4343	4343
	Tax for stamps	0	0	0	0
	taxes paid for income and profits	58733	90843	696765	846341
	Other fees and taxes	205918	125999	429795	761712
	premiums	13358	23823	279181	316362
	Grants and donations	61903	48781	419875	530559
	Dividends	0	0	0	0
	profit	4104	5183	317859	327146
	Land rents	0	0	0	0
	Capital losses	0	0	896053	896053
	Other	0	0	0	0
<b>Total</b>	<b>644239</b>	<b>469482</b>	<b>4233778</b>	<b>5347499</b>	

Continued 1-16

Governorate	main activity of the establishment	Trade of repair and sale of motors vehicles	Retail trade	Wholesale trade	Total
Anbar	Sales taxes	0	0	0	0
	Business tax	791	0	0	791
	The work license	0	0	46382	46382
	Custom fees	0	0	0	0
	Tax for stamps	1799	0	0	1799
	taxes paid for income and profits	0	0	48649	48649
	Other fees and taxes	0	0	0	0
	premiums	0	0	0	0
	Grants and donations	360	0	19661	20021
	Dividends	0	0	0	0
	profit	0	0	0	0
	Land rents	0	0	0	0
	Capital loses	0	0	36342	36342
	Other	0	0	0	0
<b>Total</b>	<b>2950</b>	<b>0</b>	<b>151034</b>	<b>153984</b>	
Baghdad	Sales taxes	0	0	0	0
	Business tax	531208	420163	2325897	3277268
	The work license	42963	21904	194210	259077
	Custom fees	80433	66630	6472	153535
	Tax for stamps	0	0	0	0
	taxes paid for income and profits	751101	444410	2386326	3581837
	Other fees and taxes	288291	435771	603105	1327167
	premiums	0	648	32296	32944
	Grants and donations	775255	406107	2439812	3621174
	Dividends	0	0	479	479
	profit	0	0	0	0
	Land rents	105303	60133	2148	167584
	Capital loses	3945345	33122	873293	4851760
	Other	1868	0	0	1868
<b>Total</b>	<b>6521767</b>	<b>1888888</b>	<b>8864038</b>	<b>17274693</b>	

Continued 1-16

Governorate	main activity of the establishment	Trade of repair and sale of motors vehicles	Retail trade	Wholesale trade	Total
Babil	Sales taxes	0	0	0	0
	Business tax	200911	30879	184704	416494
	The work license	503	8000	13264	21767
	Custom fees	0	240000	809448	1049448
	Tax for stamps	0	0	0	0
	taxes paid for income and profits	51499	79545	921655	1052699
	Other fees and taxes	33110	3885	139826	176821
	premiums	0	0	25178	25178
	Grants and donations	283833	105570	1223152	1612555
	Dividends	0	0	42271	42271
	profit	0	0	0	0
	Land rents	0	0	0	0
	Capital loses	9897	21450	2117172	2148519
	Other	96641	249470	2834620	3180731
	<b>Total</b>	<b>676394</b>	<b>738799</b>	<b>8311290</b>	<b>9726483</b>
Karbala	Sales taxes	0	0	0	0
	Business tax	10353	12353	72396	95102
	The work license	26084	25963	65798	117845
	Custom fees	0	49412	86226	135638
	Tax for stamps	0	0	0	0
	taxes paid for income and profits	63708	0	89381	153089
	Other fees and taxes	0	0	0	0
	premiums	0	0	0	0
	Grants and donations	970970	556087	3677325	5204382
	Dividends	14000	0	9973	23973
	profit	0	0	0	0
	Land rents	0	0	0	0
	Capital loses	0	82418	1174968	1257386
	Other	0	19765	19794	39559
<b>Total</b>	<b>1085115</b>	<b>745998</b>	<b>5195861</b>	<b>7026974</b>	

Continued 1-16

Governorate	main activity of the establishment	Trade of repair and sale of motors vehicles	Retail trade	Wholesale trade	Total
Wasit	Sales taxes	0	0	0	0
	Business tax	0	0	4803	4803
	The work license	0	0	6215	6215
	Custom fees	0	0	0	0
	Tax for stamps	0	0	0	0
	taxes paid for income and profits	0	0	0	0
	Other fees and taxes premiums	0	0	3673	3673
		0	0	0	0
	Grants and donations	140153	58379	636270	834802
	Dividends profit	0	0	1223	1223
		0	0	0	0
	Land rents	0	0	6117	6117
	Capital losses	0	0	40780	40780
	Other	1866	0	4078	5944
	<b>Total</b>	<b>142019</b>	<b>58379</b>	<b>703159</b>	<b>903557</b>
Salahaddin	Sales taxes	0	0	0	0
	Business tax	1451	1100	108710	111261
	The work license	794	0	17714	18508
	Custom fees	0	0	0	0
	Tax for stamps	0	0	0	0
	taxes paid for income and profits	0	56023	13495	69518
	Other fees and taxes premiums	0	0	43991	43991
		89333	0	0	89333
	Grants and donations	0	0	38817	38817
	Dividends profit	0	0	0	0
		0	0	0	0
	Land rents	0	0	7342	7342
	Capital losses	4964	4241	51276	60481
	Other	0	0	4589	4589
	<b>Total</b>	<b>96542</b>	<b>61364</b>	<b>285934</b>	<b>443840</b>



Continued 1-16

Governorate	main activity of the establishment	Trade of repair and sale of motors vehicles	Retail trade	Wholesale trade	Total
Najaf	Sales taxes	0	0	0	0
	Business tax	2552	3465	110539	116556
	The work license	3388	1575	14740	19703
	Custom fees	0	212000	2942	214942
	Tax for stamps	0	945	0	945
	taxes paid for income and profits	495023	9525	96499	601047
	Other fees and taxes	0	0	1850	1850
	premiums	0	0	7140	7140
	Grants and donations	1374057	537495	2792055	4703607
	Dividends	0	0	0	0
	profit	0	0	0	0
	Land rents	0	0	0	0
	Capital losses	26306	16158	206230	248694
	Other	0	0	0	0
	<b>Total</b>	<b>1901326</b>	<b>781163</b>	<b>3231995</b>	<b>5914484</b>
Al- Qadisiya	Sales taxes	0	0	0	0
	Business tax	21569	4740	67497	93806
	The work license	47328	0	25644	72972
	Custom fees	20667	0	20550	41217
	Tax for stamps	0	0	1233	1233
	taxes paid for income and profits	143671	33500	255641	432812
	Other fees and taxes	135539	21273	275698	432510
	premiums	0	0	0	0
	Grants and donations	91493	49760	252491	393744
	Dividends	0	0	0	0
	profit	0	0	0	0
	Land rents	0	0	0	0
	Capital losses	0	0	0	0
	Other	0	0	5237	5237
	<b>Total</b>	<b>460267</b>	<b>109273</b>	<b>903991</b>	<b>1473531</b>

Continued 1-16

Governorate	main activity of the establishment	Trade of repair and sale of motors vehicles	Retail trade	Wholesale trade	Total
Al-Mothanna	Sales taxes	0	0	0	0
	Business tax	2400	12229	17511	32140
	The work license	3200	3619	21203	28022
	Custom fees	0	0	10532	10532
	Tax for stamps	0	0	0	0
	taxes paid for income and profits	215968	133669	475003	824640
	Other fees and taxes	0	4172	238393	242565
	premiums	4077	0	144450	148527
	Grants and donations	331050	626338	1875210	2832598
	Dividends	0	0	6583	6583
	profit	0	0	0	0
	Land rents	0	0	0	0
	Capital looses	371323	272610	1707649	2351582
	Other	8575	907293	216670	1132538
<b>Total</b>	<b>936593</b>	<b>1959930</b>	<b>4713204</b>	<b>7609727</b>	
Dhiqar	Sales taxes	0	0	0	0
	Business tax	0	1509	0	1509
	The work license	2713	3018	27228	32959
	Custom fees	0	0	0	0
	Tax for stamps	0	0	0	0
	taxes paid for income and profits	0	0	0	0
	Other fees and taxes	0	0	0	0
	premiums	0	0	0	0
	Grants and donations	0	0	0	0
	Dividends	0	0	0	0
	profit	0	0	0	0
	Land rents	0	90545	0	90545
	Capital looses	52442	0	10561	63003
	Other	0	0	0	0
<b>Total</b>	<b>55155</b>	<b>95072</b>	<b>37789</b>	<b>188016</b>	

Continued 1-16

Governorate	main activity of the establishment	Trade of repair and sale of motors vehicles	Retail trade	Wholesale trade	Total
Misan	Sales taxes	0	0	0	0
	Business tax	917	7181	55881	63979
	The work license	0	5167	32685	37852
	Custom fees	0	1467	0	1467
	Tax for stamps	0	0	0	0
	taxes paid for income and profits	57100	92844	394025	543969
	Other fees and taxes	0	10333	11685	22018
	premiums	0	0	79637	79637
	Grants and donations	30403	21914	130936	183253
	Dividends	0	0	0	0
	profit	0	0	0	0
	Land rents	0	0	0	0
	Capital loses	0	0	0	0
	Other	0	0	1947	1947
	<b>Total</b>	<b>88420</b>	<b>138906</b>	<b>706796</b>	<b>934122</b>
Basra	Sales taxes	0	0	0	0
	Business tax	9835	1494	4847	16176
	The work license	12437	7117	18184	37738
	Custom fees	23714	0	27053	50767
	Tax for stamps	593	0	827	1420
	taxes paid for income and profits	53357	0	19936	73293
	Other fees and taxes	0	0	0	0
	premiums	34049	7790	25181	67020
	Grants and donations	288707	143700	1114854	1547261
	Dividends	0	0	3231	3231
	profit	0	0	0	0
	Land rents	0	0	0	0
	Capital loses	0	0	45066	45066
	Other	1186	7272	16440	24898
	<b>Total</b>	<b>423878</b>	<b>167373</b>	<b>1275619</b>	<b>1866870</b>

Continued 1-16

Governorate	main activity of the establishment	Trade of repair and sale of motors vehicles	Retail trade	Wholesale trade	Total
Iraq	Sales taxes	0	0	0	0
	Business tax	1164100	823318	4537736	6525154
	The work license	547354	487202	2842371	3876927
	Custom fees	5408041	12769489	2671925	20849455
	Stamp tax	25649	39046	160008	224703
	taxes paid for income and profits	3312565	3307430	11458433	18078428
	Other fees and taxes	906883	709622	2339561	3956066
	premiums	235146	149350	713881	1098377
	Grants and donations	6366643	4636735	20031689	31035067
	Dividends	128561	0	104403	232964
	Profit paid	4104	5183	317859	327146
	Land rents	112101	154578	246265	512944
	Capital losses	4949947	4683201	9291814	18924962
	Other	125701	1238780	3644346	5008827
	<b>Total</b>	<b>23286795</b>	<b>29003934</b>	<b>58360291</b>	<b>110651020</b>

## Internal trade Survey in Private sector in Iraq 2012-2013

Table 2-16: Value of other incomes and transfer income in private sectors by economic activity in Iraq 2012-2013, value in 1000 ID

Activity code	Activity	Dividends	Profits	Land rents	insurance compensation	Current transfer and donation	Other capital profits	Other activities	Total
4510	Motor vehicles trade/ wholesale and retail	0	28000	0	0	0	596600	0	624600
4520	Motor vehicles repair	39	0	0	0	0	12889	128177	141105
4530	Trading of spare parts and accessories related to motor vehicles/ wholesale and retail	0	0	0	0	0	0	199272	199272
4540	Trading, maintenance and repair of bicycles and related accessories and spare parts	0	0	0	0	0	0	0	0
45	Sale and repair of motor cars and motorcycle	39	28000	0	0	0	609489	327449	964977
4610	Wholesale trade on a contract basis that includes services for wholesale trade	0	0	0	0	0	7714	0	7714
4620	Wholesale trade of agricultural raw materials and live livestock	0	0	0	0	0	0	89712	89712
4630	Wholesale trade of food, beverages and tobacco	0	0	0	0	0	28607	0	28607
4641	Wholesale trade of textiles, clothing and footwear	0	0	0	0	0	0	498579	498579
4649	Wholesale trade of other household goods	0	0	1733333	0	0	0	0	1733333
4651	Wholesale trade of computers, their related accessories and software	0	0	0	0	0	0	0	0
4652	Wholesale trade of electronic equipment, communication equipment and its parts	0	0	0	0	0	0	234000	234000
4653	Wholesale trade of agricultural machinery and equipment	0	0	0	0	0	0	0	0
4659	Wholesale of other equipment and machinery	0	0	0	0	0	0	0	0
4661	Wholesale trade of solid, liquid and gaseous fuels and related products	0	0	31500	0	0	0	0	31500
4662	Wholesale trade of metals and ores	0	0	0	0	0	0	0	0
4663	Wholesale trade of building materials, plumbing and heating equipment	0	0	0	0	0	0	22227	22227
4669	Wholesale trade of wastes, scrap and other products that have not been classified elsewhere	0	0	0	0	0	0	0	0
4690	Non specified wholesale trade	0	0	0	0	0	0	0	0
46	Wholesale trade	0	0	1764833	0	0	36321	844518	2645672

Continued 2-16

Activity code	Activity	Dividends	Profits	Land rents	insurance compensation	Current transfer and donation	Other capital profits	Other activities(	Total
4711	Retail trade in non-specified stores, in which, food, drinks or tobacco are the main materials	0	0	0	0	0	0	1465318	1465318
4719	Other retail trade in non-specified stores	0	0	0	0	0	0	328812	328812
4721	Retail trade of food in specified stores	0	0	0	0	0	882275	729655	1611930
4722	Retail trade of beverages in specified stores	0	0	0	0	0	115252	0	115252
4723	Retail trade of tobacco and its products in specified stores	0	0	0	0	0	0	0	0
4730	Retail trade for vehicle fuels	0	0	0	0	0	0	0	0
4741	Retail trade for computer equipment, peripherals, software and communications	0	0	0	0	0	0	97867	97867
4742	Retail trade of audio and visual equipment in specified stores	0	0	0	0	0	0	0	0
4751	Retail trade of textiles	0	0	17838	0	0	0	460226	478064
4752	Retail trade of hardware, dye, glass, building materials	0	0	0	0	0	0	107029	107029
4753	Retail trade for carpets, floor and walls coverings	0	0	0	0	0	0	0	0
4759	Retail trade of household appliances, furniture, lighting equipment and other household equipment	0	0	0	0	0	675357	64218	739575
4761	Retail trade for books, newspapers and office equipment	0	0	0	0	0	0	77	77
4762	Retail trade for music and video recordings	0	0	0	0	0	0	0	0
4763	Retail trade for sporting equipment	0	0	0	0	0	0	0	0
4764	retail trade for plays and children's toys	0	0	0	0	0	0	103500	103500
4771	Retail trade of clothing, footwear and leather goods	523576	0	0	0	0	0	612651	1136227
4772	Retail trade for pharmaceutical, medical and cosmetic	0	0	0	0	0	0	0	0
4773	Other retail trade in specified stores	0	510	0	0	0	0	826699	827209
4774	Retail trade for second hand goods in specified stores	0	0	0	0	0	0	286589	286589
47	Retail trade	523576	510	17838	0	0	1672884	5082641	7297449
Total		523615	28510	1782671	0	0	2318694	6254608	10908098

Table 17: Value of other incomes and transfer income in private sector by economic activity and governorates in Iraq 2012-2013, value in 1000 ID

Governorate	Main activity	Sale and repair of motor vehicles	Wholesale trade	Retail trade	Total
Duhok	dividends	0	0	523576	523576
	benefits	0	0	0	0
	Land rents	0	0	17838	17838
	premium compensation	0	0	0	0
	Current transfer and donation	0	0	0	0
	Other capital profits	609489	28607	17884	655980
	Other income	325660	844518	5072788	6242966
	<b>Total</b>	<b>935149</b>	<b>873125</b>	<b>5632086</b>	<b>7440360</b>
Nainawa	dividends	0	0	0	0
	benefits	0	0	0	0
	Land rents	0	0	0	0
	premium compensation	0	0	0	0
	Current transfer and donation	0	0	0	0
	Other capital profits	0	0	0	0
	Other income	0	0	0	0
	<b>Total</b>	<b>0</b>	<b>0</b>	<b>0</b>	<b>0</b>
Sulimani	dividends	0	0	0	0
	benefits	0	0	510	510
	Land rents	0	0	0	0
	premium compensation	0	0	0	0
	Current transfer and donation	0	0	0	0
	Other capital profits	0	0	0	0
	Other income	0	0	0	0
	<b>Total</b>	<b>0</b>	<b>0</b>	<b>510</b>	<b>510</b>
Kirkuk	dividends	0	0	0	0
	benefits	0	0	0	0
	Land rents	0	0	0	0
	premium compensation	0	0	0	0
	Current transfer and donation	0	0	0	0
	Other capital profits	0	0	0	0
	Other income	0	0	0	0
	<b>Total</b>	<b>0</b>	<b>0</b>	<b>0</b>	<b>0</b>

Continued 17

Governorate	Main activity	Sale and repair of motor vehicles	Wholesale trade	Retail trade	Total
Erbil	dividends	0	0	0	0
	benefits	0	0	0	0
	Land rents	0	0	0	0
	premium compensation	0	0	0	0
	Current transfer and donation	0	0	0	0
	Other capital profits	0	0	0	0
	Other income	1789	0	6406	8195
	Total	1789	0	6406	8195
Diyala	dividends	0	0	0	0
	benefits	0	0	0	0
	Land rents	0	0	0	0
	premium compensation	0	0	0	0
	Current transfer and donation	0	0	0	0
	Other capital profits	0	0	0	0
	Other income	0	0	0	0
	Total	0	0	0	0
Anbar	dividends	0	0	0	0
	benefits	0	0	0	0
	Land rents	0	0	0	0
	premium compensation	0	0	0	0
	Current transfer and donation	0	0	0	0
	Other capital profits	0	0	0	0
	Other income	0	0	77	77
	Total	0	0	77	77
Baghdad	dividends	0	0	0	0
	benefits	0	0	0	0
	Land rents	0	0	0	0
	premium compensation	0	0	0	0
	Current transfer and donation	0	0	0	0
	Other capital profits	0	0	0	0
	Other income	0	0	0	0
	Total	0	0	0	0
Babil	dividends	39	0	0	39
	benefits	0	0	0	0
	Land rents	0	0	0	0
	premium compensation	0	0	0	0
	Current transfer and donation	0	0	0	0
	Other capital profits	0	0	0	0
	Other income	0	0	0	0
	Total	39	0	0	39



Continued 17

Governorate	Main activity	Sale and repair of motor vehicles	Wholesale trade	Retail trade	Total
Karbala	dividends	0	0	0	0
	benefits	28000	0	0	28000
	Land rents	0	0	0	0
	premium compensation	0	0	0	0
	Current transfer and donation	0	0	0	0
	Other capital profits	0	0	0	0
	Other income	0	0	0	0
	Total	28000	0	0	28000
Wasit	dividends	0	0	0	0
	benefits	0	0	0	0
	Land rents	0	0	0	0
	premium compensation	0	0	0	0
	Current transfer and donation	0	0	0	0
	Other capital profits	0	0	0	0
	Other income	0	0	0	0
	Total	0	0	0	0
Salahaddin	dividends	0	0	0	0
	benefits	0	0	0	0
	Land rents	0	0	0	0
	premium compensation	0	0	0	0
	Current transfer and donation	0	0	0	0
	Other capital profits	0	0	0	0
	Other income	0	0	27404	27404
	Total	0	0	27404	27404
Najaf	dividends	0	0	0	0
	benefits	0	0	0	0
	Land rents	0	31500	0	31500
	premium compensation	0	0	0	0
	Current transfer and donation	0	0	0	0
	Other capital profits	0	0	0	0
	Other income	0	0	0	0
	Total	0	31500	0	31500
Al-Qadisiya	dividends	0	0	0	0
	benefits	0	0	0	0
	Land rents	0	0	0	0
	premium compensation	0	0	0	0
	Current transfer and donation	0	0	0	0
	Other capital profits	0	0	0	0
	Other income	0	0	3371	3371
	Total	0	0	3371	3371

Continued 17

Governorate	Main activity	Sale and repair of motor vehicles	Wholesale trade	Retail trade	Total
Al-Mothanna	dividends	0	0	0	0
	benefits	0	0	0	0
	Land rents	0	1733333	0	1733333
	premium compensation	0	0	0	0
	Current transfer and donation	0	0	0	0
	Other capital profits	0	7714	1655001	1662715
	Other income	0	0	0	0
	Total	0	1741047	1655001	3396048
Dhiqar	dividends	0	0	0	0
	benefits	0	0	0	0
	Land rents	0	0	0	0
	premium compensation	0	0	0	0
	Current transfer and donation	0	0	0	0
	Other capital profits	0	0	0	0
	Other income	0	0	0	0
	Total	0	0	0	0
Misan	dividends	0	0	0	0
	benefits	0	0	0	0
	Land rents	0	0	0	0
	premium compensation	0	0	0	0
	Current transfer and donation	0	0	0	0
	Other capital profits	0	0	0	0
	Other income	0	0	0	0
	Total	0	0	0	0
Basra	dividends	0	0	0	0
	benefits	0	0	0	0
	Land rents	0	0	0	0
	premium compensation	0	0	0	0
	Current transfer and donation	0	0	0	0
	Other capital profits	0	0	0	0
	Other income	0	0	0	0
	Total	0	0	0	0
Iraq	dividends	39	0	523576	523615
	benefits	28000	0	510	28510
	Land rents	0	1764833	17838	1782671
	premium compensation	0	0	0	0
	Current transfer and donation	0	0	0	0
	Other capital profits	609489	36321	1672884	2318694
	Other income	327449	844518	5082641	6254608
	Total	964977	2645672	7297449	10908098

## Internal trade Survey in Private sector in Iraq 2012-2013

Table 1-18: Disclosure of fixed assets in 2012 by governorate and type of asset in private sectors in Iraq 2012-2013, value in 1000 ID

Governorate	Type of fixed assets	Cost of fixed assets on 1/1/2012	Value of additions during the last year	The value of removed items in the last year	Value of fixed assets on 31/12/2017	Depreciation of fixed assets
Duhok	Buildings and constructions	121407231	36803	0	121444034	4856291
	The machines and the equipment	15279434	368668	70274	15577828	1557783
	Transportation means	133848621	5764089	5035859	134576851	13457685
	Furniture and office equipment	17468318	407184	152552	17722950	1772295
	Other capital	13772256	39035	0	13811291	2762258
	<b>Total</b>	<b>301775860</b>	<b>6615779</b>	<b>5258685</b>	<b>303132954</b>	<b>24406312</b>
Nainawa	Buildings and constructions	82411479	340769	0	82752248	3310090
	The machines and the equipment	19134461	137484	175822	19096123	1909612
	Transportation means	17385440	587563	34859	17938144	1793814
	Furniture and office equipment	43075537	1360970	516854	43919653	4391965
	Other capital	27778226	1312656	135415	28955467	5791093
	<b>Total</b>	<b>189785143</b>	<b>3739442</b>	<b>862950</b>	<b>192661635</b>	<b>17196574</b>
Sulaimani	Buildings and constructions	207248934	3700940	48	210949826	8437993
	The machines and the equipment	15037820	1282934	973697	15347057	1534706
	Transportation means	156341430	0	3259303	153082127	15308213
	Furniture and office equipment	84082195	2054966	1830088	84307073	8430707
	Other capital	86554358	22932	1200000	85377290	17075458
	<b>Total</b>	<b>549264737</b>	<b>7061772</b>	<b>7263136</b>	<b>549063373</b>	<b>50787077</b>
Kirkuk	Buildings and constructions	32568866	178776	0	32747642	1309906
	The machines and the equipment	4514748	0	0	4514748	451475
	Transportation means	30804506	0	0	30804506	3080451
	Furniture and office equipment	22894628	996651	0	23891279	2389128
	Other capital	14542495	43703	0	14586198	2917240
	<b>Total</b>	<b>105325243</b>	<b>1219130</b>	<b>0</b>	<b>106544373</b>	<b>10148200</b>
Erbil	Buildings and constructions	218383136	1158927	84766	219457297	8778292
	The machines and the equipment	12482253	477933	304646	12655540	1265554
	Transportation means	112699027	1271687	766	113969948	11396995
	Furniture and office equipment	19724839	2300977	655334	21370482	2137048
	Other capital	11142978	632553	30982	11744549	2348910
	<b>Total</b>	<b>374432233</b>	<b>5842077</b>	<b>1076494</b>	<b>379197816</b>	<b>25926799</b>

Continued 1-18

Governorate	Type of fixed assets	Cost of fixed assets on 1/1/2012	Value of additions during the last year	The value of removed items in the last year	Value of fixed assets on 31/12/2017	Depreciation of fixed assets
Diyala	Buildings and constructions	31072099	334570	0	31406669	1256267
	The machines and the equipment	10172783	242687	103087	10312383	1031238
	Transportation means	11058873	192616	124804	11126685	1112668
	Furniture and office equipment	20274582	1307300	64498	21517384	2151738
	Other capital	588785	540	0	589325	117865
	<b>Total</b>	<b>73167122</b>	<b>2077713</b>	<b>292389</b>	<b>74952446</b>	<b>5669776</b>
Anbar	Buildings and constructions	6930435	0	65667	6864768	274591
	The machines and the equipment	7929488	179793	366290	7742991	774299
	Transportation means	4873632	0	228676	4644956	464496
	Furniture and office equipment	22428070	776502	1237024	21967548	2196755
	Other capital	21883623	457008	1729983	20610648	4122130
	<b>Total</b>	<b>64045248</b>	<b>1413303</b>	<b>3627640</b>	<b>61830911</b>	<b>7832271</b>
Baghdad	Buildings and constructions	62652716	182675	17202	62818189	2512728
	The machines and the equipment	27477452	5885	12889	27470448	2747045
	Transportation means	154504664	0	3107	154501557	15450156
	Furniture and office equipment	163998719	1700414	963707	164735426	16473543
	Other capital	163867404	0	3107	163864297	32772859
	<b>Total</b>	<b>572500955</b>	<b>1888974</b>	<b>1000012</b>	<b>573389917</b>	<b>69956331</b>
Babil	Buildings and constructions	95919790	115121	31658	96003253	3840130
	The machines and the equipment	21336343	22207	0	21358550	2135855
	Transportation means	14448464	0	0	14448464	1444846
	Furniture and office equipment	24402642	160752	2593	24560801	2456080
	Other capital	19573538	0	0	19573538	3914708
	<b>Total</b>	<b>175680777</b>	<b>298080</b>	<b>34251</b>	<b>175944606</b>	<b>13791619</b>
Karbala	Buildings and constructions	20093523	0	0	20093523	803741
	The machines and the equipment	5975762	6552	1035	5981279	598128
	Transportation means	1859208	85974	0	1945182	194518
	Furniture and office equipment	20359452	55915	17893	20397474	2039747
	Other capital	8184089	6925	3467	8187547	1637509
	<b>Total</b>	<b>56472034</b>	<b>155366</b>	<b>22395</b>	<b>56605005</b>	<b>5273643</b>

Continued 1-18

Governorate	Type of fixed assets	Cost of fixed assets on 1/1/2012	Value of additions during the last year	The value of removed items in the last year	Value of fixed assets on 31/12/2017	Depreciation of fixed assets
Wasit	Buildings and constructions	35190965	43698	20543	35214120	1408565
	The machines and the equipment	10107158	81934	34383	10154709	1015471
	Transportation means	6923929	130383	0	7054312	705431
	Furniture and office equipment	19581757	25206	44496	19562467	1956247
	Other capital	0	0	0	0	0
	<b>Total</b>	<b>71803809</b>	<b>281221</b>	<b>99422</b>	<b>71985608</b>	<b>5085714</b>
Salahaddin	Buildings and constructions	138277586	2204909	1000860	139481635	5579265
	The machines and the equipment	78484150	3290087	363555	81410682	8141068
	Transportation means	14834405	436027	337082	14933350	1493335
	Furniture and office equipment	28687531	697983	822077	28563437	2856344
	Other capital	12586568	1117003	347887	13355684	2671137
	<b>Total</b>	<b>272870240</b>	<b>7746009</b>	<b>2871461</b>	<b>277744788</b>	<b>20741149</b>
Najaf	Buildings and constructions	38062111	111000	0	38173111	1526924
	The machines and the equipment	13618151	147430	172059	13593522	1359352
	Transportation means	8029817	19497	30590	8018724	801872
	Furniture and office equipment	20577835	1790727	356975	22011587	2201159
	Other capital	18534369	582667	20681	19096355	3819271
	<b>Total</b>	<b>98822283</b>	<b>2651321</b>	<b>580305</b>	<b>100893299</b>	<b>9708578</b>
Al-Qadisiya	Buildings and constructions	19913656	616039	0	20529695	821188
	The machines and the equipment	4222716	36331	0	4259047	425905
	Transportation means	2093902	0	0	2093902	209390
	Furniture and office equipment	19569899	265215	0	19835114	1983511
	Other capital	11560572	698062	0	12258634	2451727
	<b>Total</b>	<b>57360745</b>	<b>1615647</b>	<b>0</b>	<b>58976392</b>	<b>5891721</b>
Al-Mothanna	Buildings and constructions	53322343	98759	0	53421102	2136844
	The machines and the equipment	6423830	2772	126762	6299840	629984
	Transportation means	3874298	0	0	3874298	387430
	Furniture and office equipment	17675155	55025	36204	17693976	1769398
	Other capital	34180	0	2038	32142	6428
	<b>Total</b>	<b>81329806</b>	<b>156556</b>	<b>165004</b>	<b>81321358</b>	<b>4930084</b>

Continued 1-18

Governorate	Type of fixed assets	Cost of fixed assets on 1/1/2012	Value of additions during the last year	The value of removed items in the last year	Value of fixed assets on 31/12/2012	Depreciation of fixed assets
Dhiqar	Buildings and constructions	19744494	0	0	19744494	789780
	The machines and the equipment	11820601	216096	75950	11960747	1196075
	Transportation means	12155160	57600	26981	12185779	1218578
	Furniture and office equipment	32981918	848696	169280	33661334	3366133
	Other capital	1521623	0	0	1521623	304325
	<b>Total</b>	<b>78223796</b>	<b>1122392</b>	<b>272211</b>	<b>79073977</b>	<b>6874891</b>
Misan	Buildings and constructions	24255382	0	0	24255382	970215
	The machines and the equipment	18377646	15495	7747	18385394	1838539
	Transportation means	13545535	0	0	13545535	1354554
	Furniture and office equipment	25883189	115447	0	25998636	2599864
	Other capital	2132830	0	0	2132830	426566
	<b>Total</b>	<b>84194582</b>	<b>130942</b>	<b>7747</b>	<b>84317777</b>	<b>7189738</b>
Basra	Buildings and constructions	45236048	389635	16154	45609529	1824381
	The machines and the equipment	10680019	355929	22064	11013884	1101388
	Transportation means	8906497	32309	0	8938806	893881
	Furniture and office equipment	65116116	2461442	202032	67375526	6737553
	Other capital	4016018	29171	0	4045189	809038
	<b>Total</b>	<b>133954698</b>	<b>3268486</b>	<b>240250</b>	<b>136982934</b>	<b>11366241</b>
Iraq	Buildings and constructions	1252690794	9512621	1236898	1260966517	50437191
	The machines and the equipment	293074815	6870217	2810260	297134772	29713477
	Transportation means	708187408	8577745	9082027	707683126	70768313
	Furniture and office equipment	668782382	17381372	7071607	679092147	67909215
	Other capital	418273912	4942255	3473560	419742607	83948522
	<b>Total</b>	<b>3341009311</b>	<b>47284210</b>	<b>23674352</b>	<b>3364619169</b>	<b>302776718</b>

Table 2-18: Value of fixed assets in 2012 by activity and type of asset in private sector in Iraq, value in 1000

Code	Activity	Type of fixed assets	Cost of fixed assets on 1/1/2012	Value of additions during the last year	The value of removed items in the last year	Value of fixed assets on 31/12/2012	Depreciation of fixed assets
45	Sale and repair of motor vehicles and motorcycle	Buildings and constructions	124297884	859768	83536	125074116	5001494
		The machines and the equipment	118353262	2155528	1573886	118934904	11893490
		Transportation means	91380205	784174	641382	91522997	9152300
		Furniture and office equipment	54577810	1030923	1020813	54587920	5458792
		Other capital	46103894	935279	1728403	45310770	9062154
		Total	434713055	5765672	5048020	435430707	40568230
46	Wholesale trade	Buildings and constructions	174159024	1277470	58362	175378132	7015125
		The machines and the equipment	30051025	173002	84614	30139413	3013941
		Transportation means	108673097	1279467	3361830	106590734	10659073
		Furniture and office equipment	46621738	1883162	590563	47914337	4791435
		Other capital	38258324	97195	97007	38258512	7651703
		Total	397763208	4710296	4192376	398281128	33131277
47	Retail trade	Buildings and constructions	954233886	7375383	1095000	960514269	38420572
		The machines and the equipment	144670528	4541687	1151760	148060455	14806046
		Transportation means	508134106	6514104	5078815	509569395	50956939
		Furniture and office equipment	567582834	14467287	5460231	576589890	57658989
		Other capital	333911694	3909781	1648150	336173325	67234665
		Total	2508533048	36808242	14433956	2530907334	229077211
Total	Total	Buildings and constructions	1252690794	9512621	1236898	1260966517	50437191
		The machines and the equipment	293074815	6870217	2810260	297134772	29713477
		Transportation means	708187408	8577745	9082027	707683126	70768312
		Furniture and office equipment	668782382	17381372	7071607	679092147	67909216
		Other capital	418273912	4942255	3473560	419742607	83948522
		Total	3341009311	47284210	23674352	3364619169	302776718

Table 19: Number of establishments in private sector that have regular records by economic activity and governorates in Iraq 2012-2013

Governorate	Activity code	Main activity	regular records			Availability of regular record %		
			Yes	No	Total	Yes	No	Total
Duhok	45	Sale and repair of motor vehicles and motorcycle	88	2624	2712	0.0	0.4	0.4
	46	Wholesale trade	357	1601	1958	0.1	0.3	0.3
	47	Retail trade	199	15156	15355	0.0	2.4	2.5
	Total		644	19381	20025	0.1	3.1	3.2
Nainawa	45	Sale and repair of motor vehicles and motorcycle	93	9976	10069	0.0	1.6	1.6
	46	Wholesale trade	0	3756	3756	0.0	0.6	0.6
	47	Retail trade	192	44027	44219	0.0	7.1	7.1
	Total		Total	57759	58044	0.0	9.3	9.3
Sulaimani	45	Sale and repair of motor vehicles and motorcycle	84	5744	5828	0.0	0.9	0.9
	46	Wholesale trade	158	3315	3473	0.0	0.5	0.6
	47	Retail trade	401	30839	31240	0.1	5.0	5.0
	Total		Total	39898	40541	0.1	6.4	6.5
Kirkuk	45	Sale and repair of motor vehicles and motorcycle	0	4803	4803	0.0	0.8	0.8
	46	Wholesale trade	0	1236	1236	0.0	0.2	0.2
	47	Retail trade	59	17039	17098	0.0	2.7	2.8
	Total		Total	23078	23137	0.0	3.7	3.7
Erbil	45	Sale and repair of motor vehicles and motorcycle	36	5770	5806	0.0	0.9	0.9
	46	Wholesale trade	125	2104	2229	0.0	0.3	0.4
	47	Retail trade	181	22042	22223	0.0	3.5	3.6
	Total		Total	29916	30258	0.1	4.8	4.9
Diyala	45	Sale and repair of motor vehicles and motorcycle	67	4494	4561	0.0	0.7	0.7
	46	Wholesale trade	101	1478	1579	0.0	0.2	0.3
	47	Retail trade	266	25360	25626	0.0	4.1	4.1
	Total		Total	31332	31766	0.1	5.0	5.1
Anbar	45	Sale and repair of motor vehicles and motorcycle	480	5705	6185	0.1	0.9	1.0
	46	Wholesale trade	272	1866	2138	0.0	0.3	0.3
	47	Retail trade	1061	23191	24252	0.2	3.7	3.9
	Total		Total	30762	32575	0.3	5.0	5.2
Baghdad	45	Sale and repair of motor vehicles and motorcycle	1492	23245	24737	0.2	3.7	4.0
	46	Wholesale trade	1682	6104	7786	0.3	1.0	1.3
	47	Retail trade	6367	101975	108342	1.0	16.4	17.4
	Total		Total	131324	140865	1.5	21.1	22.7
Babil	45	Sale and repair of motor vehicles and motorcycle	0	5444	5444	0.0	0.9	0.9
	46	Wholesale trade	0	1706	1706	0.0	0.3	0.3
	47	Retail trade	165	26830	26995	0.0	4.3	4.3
	Total		Total	33980	34145	0.0	5.5	5.5
Karbala	45	Sale and repair of motor vehicles and motorcycle	304	3077	3381	0.0	0.5	0.5
	46	Wholesale trade	484	706	1190	0.1	0.1	0.2
	47	Retail trade	1889	15723	17612	0.3	2.5	2.8
	Total		Total	19506	22183	0.4	3.1	3.6



Continued 19

Governorate	Activity code	Main activity	regular records			Availability of regular record %		
			Yes	No	Total	Yes	No	Total
Wasit	45	Sale and repair of motor vehicles and motorcycle	130	3414	3544	0.0	0.5	0.6
	46	Wholesale trade	0	1120	1120	0.0	0.2	0.2
	47	Retail trade	122	15492	15614	0.0	2.5	2.5
		Total	252	20026	20278	0.0	3.2	3.3
Salahaddin	45	Sale and repair of motor vehicles and motorcycle	89	4293	4382	0.0	0.7	0.7
	46	Wholesale trade	0	1708	1708	0.0	0.3	0.3
	47	Retail trade	64	23809	23873	0.0	3.8	3.8
		Total	153	29810	29963	0.0	4.8	4.8
Najaf	45	Sale and repair of motor vehicles and motorcycle	127	5331	5458	0.0	0.9	0.9
	46	Wholesale trade	0	1600	1600	0.0	0.3	0.3
	47	Retail trade	107	19421	19528	0.0	3.1	3.1
		Total	234	26352	26586	0.0	4.2	4.3
Al-Qadisiya	45	Sale and repair of motor vehicles and motorcycle	0	2646	2646	0.0	0.4	0.4
	46	Wholesale trade	0	1183	1183	0.0	0.2	0.2
	47	Retail trade	0	14497	14497	0.0	2.3	2.3
		Total	0	18326	18326	0.0	2.9	2.9
Al-Mothanna	45	Sale and repair of motor vehicles and motorcycle	0	1895	1895	0.0	0.3	0.3
	46	Wholesale trade	0	605	605	0.0	0.1	0.1
	47	Retail trade	154	8263	8417	0.0	1.3	1.4
		Total	154	10763	10917	0.0	1.7	1.8
Dhiqar	45	Sale and repair of motor vehicles and motorcycle	0	3755	3755	0.0	0.6	0.6
	46	Wholesale trade	59	1011	1070	0.0	0.2	0.2
	47	Retail trade	83	21510	21593	0.0	3.5	3.5
		Total	142	26276	26418	0.0	4.2	4.3
Misan	45	Sale and repair of motor vehicles and motorcycle	0	2180	2180	0.0	0.4	0.4
	46	Wholesale trade	0	599	599	0.0	0.1	0.1
	47	Retail trade	54	10561	10615	0.0	1.7	1.7
		Total	54	13340	13394	0.0	2.1	2.2
Basra	45	Sale and repair of motor vehicles and motorcycle	24	6888	6912	0.0	1.1	1.1
	46	Wholesale trade	87	2340	2427	0.0	0.4	0.4
	47	Retail trade	249	32689	32938	0.0	5.3	5.3
		Total	360	41917	42277	0.1	6.7	6.8
Iraq	45	Sale and repair of motor vehicles and motorcycle	3014	101284	104298	0.5	16.3	16.8
	46	Wholesale trade	3325	34038	37363	0.5	5.4	5.9
	47	Retail trade	11613	468424	480037	1.9	75.4	77.3
		Total	17952	603746	621698	2.9	97.1	100.0

Table 20: number and percentage of establishments by main activity, number and percentage of establishments not working, the reason for not working, and governorates in Iraq 2012-2013

Governorate	Activity code	Main activity	Number of establishments stopped working for more than one month			Percentage of the establishments stopped working for more than one month			Reasons of suspension						ريزهي هه بووني تومار % Percentage of reasons					
			Yes	No	Total	Yes	No	Total	Seasonal	Environment	Security	repair	Other	Total	Seasonal	Environment	Security	repair	Other	Total
Duhok	45	Sale and repair of motor vehicles and motorcycle	72	2640	2712	2.7	97.3	100.0	0	0	0	36	36	72	0.0	0.0	0.0	50.2	49.8	100.0
	46	Wholesale trade	20	1938	1958	1.0	99.0	100.0	0	0	0	0	20	20	0.0	0.0	0.0	0.0	100.0	100.0
	47	Retail trade	206	15149	15355	1.3	98.7	100.0	78	40	0	88	0	206	37.8	19.3	0.0	42.9	0.0	100.0
	Total		298	19727	20025	5.0	295.0	300.0	78	40	0	124	56	298	37.8	19.3	0.0	93.1	149.8	300.0
Nainawa	45	Sale and repair of motor vehicles and motorcycle	275	9794	10069	2.7	97.3	100.0	0	35	177	0	63	275	0.0	12.8	64.2	0.0	22.9	99.9
	46	Wholesale trade	0	3756	3756	0.0	100.0	100.0	0	0	0	0	0	0	0.0	0.0	0.0	0.0	0.0	0.0
	47	Retail trade	154	44065	44219	0.3	99.7	100.0	0	50	54	50	0	154	0.0	32.6	35.3	32.2	0.0	100.1
	Total		429	57615	58044	3.0	295.0	300.0	0	85	231	50	63	429	0.0	45.4	99.5	32.2	22.9	200.0
Sulaimani	45	Sale and repair of motor vehicles and motorcycle	34	5794	5828	0.6	99.4	100.0	0	0	0	0	34	34	0.0	0.0	0.0	0.0	100.0	100.0
	46	Wholesale trade	0	3473	3473	0.0	100.0	100.0	0	0	0	0	0	0	0.0	0.0	0.0	0.0	0.0	0.0
	47	Retail trade	440	30800	31240	1.4	98.6	100.0	0	19	0	145	338	502	0.0	3.8	0.0	28.9	67.3	100.0
	Total		474	40067	40541	2.0	298.0	300.0	0	19	0	145	372	536	0.0	3.8	0.0	28.9	167.3	200.0

Continued 20

Governorate	Activity code	Main activity	Number of establishments stopped working for more than one month			Percentage of the establishments stopped working for more than one month			Reasons of stopping						Percentage of reasons					
			Yes	No	Total	Yes	No	Total	Seasonal	Environment	Security	repair	Other	Total	Seasonal	Environment	Security	repair	Other	Total
Kirkuk	45	Sale and repair of motor vehicles and motorcycle	0	4803	4803	0.0	100.0	100.0	0	0	0	0	0	0	0.0	0.0	0.0	0.0	0.0	0.0
	46	Wholesale trade	0	1236	1236	0.0	100.0	100.0	0	0	0	0	0	0	0.0	0.0	0.0	0.0	0.0	0.0
	47	Retail trade	125	16973	17098	0.7	99.3	100.0	0	0	0	0	125	125	0.0	0.0	0.0	0.0	100.0	100.0
	Total			125	23012	23137	0.7	299.3	300.0	0	0	0	0	125	125	0.0	0.0	0.0	0.0	100.0
Erbil	45	Sale and repair of motor vehicles and motorcycle	113	5693	5806	2.0	98.0	100.0	36	0	0	0	77	113	31.6	0.0	0.0	0.0	68.4	100.0
	46	Wholesale trade	0	2229	2229	0.0	100.0	100.0	0	0	0	0	0	0	0.0	0.0	0.0	0.0	0.0	0.0
	47	Retail trade	285	21938	22223	1.3	98.7	100.0	40	48	0	153	43	284	14.1	16.9	0.0	53.9	15.1	100.0
	Total			398	29860	30258	3.3	296.7	300.0	76	48	0	153	120	397	45.7	16.9	0.0	53.9	83.5
Diyala	45	Sale and repair of motor vehicles and motorcycle	43	4518	4561	0.9	99.1	100.0	0	0	43	0	0	43	0.0	0.0	100.0	0.0	0.0	100.0
	46	Wholesale trade	0	1579	1579	0.0	100.0	100.0	0	0	0	0	0	0	0.0	0.0	0.0	0.0	0.0	0.0
	47	Retail trade	76	25550	25626	0.3	99.7	100.0	0	0	0	76	0	76	0.0	0.0	0.0	100.0	0.0	100.0
	Total			119	31647	31766	1.2	298.8	300.0	0	0	43	76	0	119	0.0	0.0	100.0	100.0	0.0

Continued 20

Governorate	Activity code	Main activity	Number of establishments stopped working for more than one month			Percentage of the establishments stopped working for more than one month			Reasons of stopping							Percentage of reasons				
			Yes	No	Total	Yes	No	Total	Seasonal	Environment	Security	repair	Other	Total	Seasonal	Environment	Security	repair	Other	Total
Anbar	45	Sale and repair of motor vehicles and motorcycle	0	6185	6185	0.0	100.0	100.0	0	0	0	0	0	0	0.0	0.0	0.0	0.0	0.0	0.0
	46	Wholesale trade	0	2138	2138	0.0	100.0	100.0	0	0	0	0	0	0	0.0	0.0	0.0	0.0	0.0	0.0
	47	Retail trade	236	24016	24252	1.0	99.0	100.0	0	73	0	59	104	236	0.0	30.8	0.0	25.0	44.2	100.0
	Total			236	32339	32575	1.0	299.0	300.0	0	73	0	59	104	236	0.0	30.8	0.0	25.0	44.2
Baghdad	45	Sale and repair of motor vehicles and motorcycle	478	24259	24737	1.9	98.1	100.0	62	0	93	167	155	477	13.0	0.0	19.5	35.0	32.5	100.0
	46	Wholesale trade	62	7724	7786	0.8	99.2	100.0	32	0	0	0	30	62	51.3	0.0	0.0	0.0	48.7	100.0
	47	Retail trade	1871	106471	108342	1.7	98.3	100.0	249	121	323	547	633	1873	13.3	6.4	17.2	29.2	33.8	99.9
	Total			2411	138454	140865	4.4	295.6	300.0	343	121	416	714	818	2412	77.6	6.4	36.7	64.2	115.0
Babil	45	Sale and repair of motor vehicles and motorcycle	497	4947	5444	9.1	90.9	100.0	77	0	65	0	355	497	15.5	0.0	13.0	0.0	71.5	100.0
	46	Wholesale trade	260	1446	1706	15.2	84.8	100.0	70	0	100	0	91	261	26.7	0.0	38.3	0.0	35.0	100.0
	47	Retail trade	1227	25768	26995	4.5	95.5	100.0	77	27	399	195	529	1227	6.3	2.2	32.5	15.9	43.1	100.0
	Total			1984	32161	34145	28.8	271.2	300.0	224	27	564	195	975	1985	48.5	2.2	83.8	15.9	149.6

Continued 20

Governorate	Activity code	Main activity	Number of establishments stopped working for more than one month			Percentage of the establishments stopped working for more than one month			Reasons of stopping						Percentage of reasons					
			Yes	No	Total	Yes	No	Total	Seasonal	Environment	Security	repair	Other	Total	Seasonal	Environment	Security	repair	Other	Total
Karbala	45	Sale and repair of motor vehicles and motorcycle	448	2933	3381	13.3	86.7	100.0	0	39	0	0	410	449	0.0	8.6	0.0	0.0	91.4	100.0
	46	Wholesale trade	52	1138	1190	4.4	95.6	100.0	0	0	0	0	52	52	0.0	0.0	0.0	0.0	100.0	100.0
	47	Retail trade	504	17108	17612	2.9	97.1	100.0	43	59	0	68	333	503	8.5	11.8	0.0	13.5	66.2	100.0
	Total		1004	21179	22183	20.6	279.4	300.0	43	98	0	68	795	1004	8.5	20.4	0.0	13.5	257.6	300.0
Wasit	45	Sale and repair of motor vehicles and motorcycle	512	3032	3544	14.4	85.6	100.0	306	0	0	93	113	512	59.7	0.0	0.0	18.2	22.1	100.0
	46	Wholesale trade	198	922	1120	17.7	82.3	100.0	115	0	83	0	0	198	58.2	0.0	41.8	0.0	0.0	100.0
	47	Retail trade	1475	14139	15614	9.4	90.6	100.0	542	41	294	281	317	1475	36.7	2.8	19.9	19.1	21.5	100.0
	Total		2185	18093	20278	41.5	258.5	300.0	963	41	377	374	430	2185	154.6	2.8	61.7	37.3	43.6	300.0
Salahaddin	45	Sale and repair of motor vehicles and motorcycle	110	4272	4382	2.5	97.5	100.0	0	0	110	0	0	110	0.0	0.0	100.0	0.0	0.0	100.0
	46	Wholesale trade	143	1565	1708	8.4	91.6	100.0	0	44	76	0	22	142	0.0	31.1	53.2	0.0	15.7	100.0
	47	Retail trade	795	23078	23873	3.3	96.7	100.0	54	0	369	54	318	795	6.8	0.0	46.5	6.8	40.0	100.1
	Total		1048	28915	29963	14.2	285.8	300.0	54	44	555	54	340	1047	6.8	31.1	199.7	6.8	55.7	300.1

Continued 20

Governorate	Activity code	Main activity	Number of establishments stopped working for more than one month			Percentage of the establishments stopped working for more than one month			Reasons of stopping						Percentage of reasons					
			Yes	No	Total	Yes	No	Total	Seasonal	Environment	Security	repair	Other	Total	Seasonal	Environment	Security	repair	Other	Total
Najaf	45	Sale and repair of motor vehicles and motorcycle	31	5427	5458	0.6	99.4	100.0	0	0	0	31	0	31	0.0	0.0	0.0	100.0	0.0	100.0
	46	Wholesale trade	0	1600	1600	0.0	100.0	100.0	0	0	0	0	0	0	0.0	0.0	0.0	0.0	0.0	0.0
	47	Retail trade	164	19364	19528	0.8	99.2	100.0	0	122	0	0	42	164	0.0	74.3	0.0	0.0	25.7	100.0
	Total			195	26391	26586	1.4	298.6	300.0	0	122	0	31	42	195	0.0	74.3	0.0	100.0	25.7
Al-Qadisiya	45	Sale and repair of motor vehicles and motorcycle	80	2566	2646	3.0	97.0	100.0	0	0	0	0	80	80	0.0	0.0	0.0	0.0	100.0	100.0
	46	Wholesale trade	82	1101	1183	6.9	93.1	100.0	54	0	0	0	28	82	65.5	0.0	0.0	0.0	34.5	100.0
	47	Retail trade	0	14497	14497	0.0	100.0	100.0	0	0	0	0	0	0	0.0	0.0	0.0	0.0	0.0	0.0
	Total			162	18164	18326	9.9	290.1	300.0	54	0	0	0	108	162	65.5	0.0	0.0	0.0	134.5
Al-Mothanna	45	Sale and repair of motor vehicles and motorcycle	204	1691	1895	10.8	89.2	100.0	0	0	0	0	204	204	0.0	0.0	0.0	0.0	100.0	100.0
	46	Wholesale trade	31	574	605	5.1	94.9	100.0	1	0	0	0	30	31	4.1	0.0	0.0	0.0	95.9	100.0
	47	Retail trade	920	7497	8417	10.9	89.1	100.0	48	0	0	44	828	920	5.2	0.0	0.0	4.8	90.0	100.0
	Total			1155	9762	10917	26.8	273.2	300.0	49	0	0	44	1062	1155	9.3	0.0	0.0	4.8	285.9

Continued 20

Governorate	Activity code	Main activity	Number of establishments stopped working for more than one month			Percentage of the establishments stopped working for more than one month			Reasons of stopping						Percentage of reasons					
			Yes	No	Total	Yes	No	Total	Seasonal	Environment	Security	repair	Other	Total	Seasonal	Environment	Security	repair	Other	Total
Dhiqar	45	Sale and repair of motor vehicles and motorcycle	145	3610	3755	3.9	96.1	100.0	0	0	0	109	36	145	0.0	0.0	0.0	75.1	24.9	100.0
	46	Wholesale trade	0	1070	1070	0	100	100.0	0	0	0	0	0	0	0.0	0.0	0.0	0	0.0	0.0
	47	Retail trade	357	21236	21593	1.7	98.3	100.0	0	0	0	303	54	357	0.0	0.0	0.0	84.8	15.2	100.0
	Total		502	25916	26418	5.6	294.4	300.0	0	0	0	412	90	502	0.0	0.0	0.0	159.9	40.1	200.0
Misan	45	Sale and repair of motor vehicles and motorcycle	0	2180	2180	0	100.0	100.0	0	0	0	0	0	0	0.0	0.0	0.0	0.0	0.0	0.0
	46	Wholesale trade	0	599	599	0	100.0	100.0	0	0	0	0	0	0	0.0	0.0	0.0	0.0	0.0	0.0
	47	Retail trade	15	10600	10615	0.1	99.9	100.0	15	0	0	0	0	15	100	0.0	0.0	0.0	0.0	100.0
	Total		15	13379	13394	0.1	299.9	300.0	15	0	0	0	0	15	100	0.0	0.0	0.0	0.0	100.0
Basra	45	Sale and repair of motor vehicles and motorcycle	34	6878	6912	0.5	99.5	100.0	0	34	0	0	0	34	0.0	100.0	0.0	0.0	0.0	100.0
	46	Wholesale trade	169	2258	2427	7	93.0	100.0	0	0	0	98	72	170	0	0.0	0	57.7	42.3	100.0
	47	Retail trade	1519	31419	32938	4.6	95.4	100.0	110	45	65	690	609	1519	7.2	3.0	4.3	45.4	40.1	100.0
	Total		1722	40555	42277	21.1	287.9	300.0	110	79	65	788	681	1723	7.2	103.0	4.3	103.1	82.4	300.0

Continued 20

Governorate	Activity code	Main activity	Number of establishments stopped working for more than one month			Percentage of the establishments stopped working for more than one month			Reasons of stopping						Percentage of reasons					
			Yes	No	Total	Yes	No	Total	Seasonal	Environment	Security	repair	Other	Total	Seasonal	Environment	Security	repair	Other	Total
Iraq	45	Sale and repair of motor vehicles and motorcycle	3076	101222	104298	2.9	97.1	100.0	481	108	487	436	1564	3076	15.6	3.5	15.8	14.2	50.8	99.9
	46	Wholesale trade	1017	36346	37363	2.7	97.3	100.0	271	44	258	98	345	1016	26.7	4.4	25.4	9.6	34.0	100.1
	47	Retail trade	10369	469668	480037	2.2	97.8	100.0	1255	644	1504	2754	4274	10431	12.0	6.2	14.4	26.4	41.0	100.0
	Total			14462	607236	621698	7.8	292.2	300.0	2007	796	2249	3288	6183	14523	54.3	14.1	55.6	50.2	125.8



## Questionnaire



مسح التجارة الداخلية (تجارة الجملة والمفرد وبيع وإصلاح المركبات) لسنة 2012

البيانات المستوفاة من المنشآت سرية بحكم قانون الإحصاء

تعتبر البيانات المستوفاة من المنشآت سرية بحكم قانون الإحصاء

القسم الأول: بيانات تعريفية /

100 الشهر / شهر ..... 101 تسلسل الاستمارة / تسلسل الاستمارة

الناحية / sub-district ..... المحافظة / المحافظة

البلد / district ..... الوحدة الادارية / الوحدة الادارية

102 رمز الوحدة الادارية / رمز الوحدة الادارية

103 تسلسل المنشأة في العينة / تسلسل المنشأة في العينة

104 ريف / ريف ..... حضر / حضر ..... البيئة / البيئة

105 رقم البلوك / رقم البلوك ..... اسم المحلة أو القرية / اسم المحلة أو القرية

106 رقم الشارع أو الزقاق / رقم الشارع أو الزقاق

107 رقم تعداد المبنى / رقم تعداد المبنى

108 م الفاكس / م الفاكس

109 م الهاتف أو المحمول / م الهاتف أو المحمول

110 البريد الالكتروني / البريد الالكتروني

111 لاسم التجاري للمنشأة / لاسم التجاري للمنشأة

112 م صاحب المنشأة أو المدير المسؤول / م صاحب المنشأة أو المدير المسؤول

113 شركة مساهمة / شركة مساهمة ..... منشأة فردية / منشأة فردية

114 شركة مساهمة / شركة مساهمة ..... شركة تضامنية / شركة تضامنية

115 هل تحتفظ المنشأة بسجلات محاسبية نظامية / هل تحتفظ المنشأة بسجلات محاسبية نظامية

116 سنة بدء ممارسة النشاط / سنة بدء ممارسة النشاط

117 رأس مال المستثمر في المنشأة حالياً (القيمة ألف دينار) / رأس مال المستثمر في المنشأة حالياً (القيمة ألف دينار)



التسلسل / Sequence	الحالة العملية / : ت	عدد العاملين /			
		مجموع / : مجموع	أحداث / : مجموع	اناث / : مجموع	ذكور / : مجموع
200	عاملون برواتب وأجور /				
201	عاملون بدون رواتب وأجور /				
299	المجموع / : مجموع				

القسم الثالث: تعويضات العاملين /		value in 1000 ID			
التسلسل / Sequence	البند /	مجموع / : مجموع			
		أحداث / : مجموع	اناث / : مجموع	ذكور / : مجموع	مجموع / : مجموع
300	الرواتب والأجور والمزايا النقدية /				
	المزايا العينية /				
301	طعام / Food				
302	سكن / Residence				
303	ملابس /				
304	أخرى / Other				
305	مساهمة المنشأة لصالح العاملين /				
306	ضمان اجتماعي /				
307	تأمين صحي /				
308	تأمين على الحياة /				
308	أخرى / Other				
399	المجموع / Total (308-300)				

القسم الرابع: المستلزمات السلعية والخدمية لشهر /

المستلزمات السلعية / Goods inputs		القيمة (ألف دينار) /			
400	مواد خام / Raw materials				
401	أدوات احتياطية /				
402	مياه / Water				
403	كهرباء /				
404	وقود ومحروقات وزيت /				
405	مواد التعبئة والتغليف /				
406	سلع أخرى (مواد تنظيف .... الخ) /				
450	المجموع / Total (400-406)				

القيمة (ألف دينار) /		القيمة (ألف دينار) /			
خدمات المدخلات / Services inputs					
451	إيجارات الأبنية /				
452	البرق والبريد والاتصالات /				
453	الصيانة والإصلاح (الاصول الثابتة) / Repair and maintenance				
454	مصاريف شحن /				
455	مصاريف تحميل ، تفريغ ، نقل بضائع /				
456	أجور محاسبين ومحامين /				
457	نفقات دعابة و اعلان /				
458	خدمات أخرى (ضيافة ... خدمات تنظيف .. أجور حراسة. الخ) /				
499	المجموع / Total (451-457)				

القسم الخامس : المصروفات الأخرى والمصروفات التحويلية للسنة الماضية / Section five: Other costs and Transfer cost

for the last Year

الرقم المتسلسل / Serial number	البنود / Accounts	القيمة (ألف دينار) / Value in 1000 ID
500	ضرائب على المبيعات / Sales taxes	
501	رسوم مهن / Professions fees	
502	اجازة عمل / ( Leave )	
503	رسوم كمركية / ( Registration fees )	
504	رسوم طابع / Stamp fees	
505	ضرائب الدخل والأرباح المدفوعة / Income and profit taxes	
506	رسوم وضرائب أخرى / Other fees and taxes	
507	أقساط التأمين المدفوعة / Insurance premiums	
508	منح وتبرعات مدفوعة / - Grants and donations	
509	أرباح أسهم موزعة / مسحوبات من الدخل / Dividends / Income withdrawals	
510	الفوائد المدفوعة / Interest paid	
511	ايجارات اراضي مدفوعة / Land rents	
512	خسائر رأسمالية / Capital losses	
513	أخرى تذكر / Others	
599	المجموع / Total	

القسم السادس : الإيرادات / الأيرادات / Value in 1000 ID

الرقم المتسلسل / Serial number	البنود / Accounts	القيمة (ألف دينار) / Value in 1000 ID
600	صافي مبيعات بضائع بغرض البيع / باقية / Net sales of goods for sale / Balance	
601	قيمة المشتريات من السلع المشتراة بغرض البيع / باقية / Value of purchases of goods for sale / Balance	
602	مخزون اول المدة من السلع المشتراة بغرض البيع / باقية / Inventory at the beginning of the period of goods for sale / Balance	
603	مخزون آخر المدة من السلع المشتراة بغرض البيع / باقية / Inventory at the end of the period of goods for sale / Balance	
604	ايرادات من بيع منتجات من إنتاج المنشأة / إيرادات من بيع منتجات من إنتاج المنشأة / Revenues from sale of products of the enterprise / Revenues from sale of products of the enterprise	
605	ايرادات من خدمات نقل وشحن مقدمة للغير / إيرادات من خدمات نقل وشحن مقدمة للغير / Revenues from transport and shipping services provided to others / Revenues from transport and shipping services provided to others	
606	ايرادات من تأجير الآت ومعدات ووسائط نقل / إيرادات من تأجير الآت ومعدات ووسائط نقل / Revenues from leasing of machinery, equipment and transport vehicles / Revenues from leasing of machinery, equipment and transport vehicles	
607	ايرادات مقابل تقديم خدمات صيانة واصلاح للغير / إيرادات مقابل تقديم خدمات صيانة واصلاح للغير / Revenues from providing maintenance and repair services to others / Revenues from providing maintenance and repair services to others	
608	عمولات مقابل بيع منتجات وسلع للغير / إيرادات من بيع منتجات وسلع للغير / Commissions on sale of products and goods to others / Revenues from sale of products and goods to others	
609	ايرادات من تأجير أبنية / إيرادات من تأجير أبنية / Revenues from leasing of buildings / Revenues from leasing of buildings	
650	المجموع / Total	

الرقم المتسلسل / Serial number	البنود / Accounts	القيمة (ألف دينار) / Value in 1000 ID
651	أرباح أسهم مقبوضة / باقية / Dividends receivable / Balance	
652	فوائد مقبوضة / Receivable interest	
653	ايجارات أراضي مقبوضة / باقية / Land rents receivable / Balance	
654	تعويضات التأمين المقبوضة / Insurance claims receivable	
655	تحويلات ومنح جارية مقبوضة / باقية / Transfers and grants receivable / Balance	
656	أرباح رأسمالية أخرى / Other capital gains	
657	ايرادات أخرى تذكر / Others	
699	المجموع / Total	



ت	السلعة/Item	الرمز/Code	القيمة ألف دينر/ Value in	الأهمية النسبية * /كرنكي به ريزه
811				
812				
813				
814				
815				
816				
817				
899	<b>Total /المجموع</b>			<b>100%</b>

\* ملاحظة : تذكر الأهمية النسبية في حالة عدم التمكن من الدراج القيمة / Note: refer to the relative importance if value is not/

**الفريق الميداني والمكتبي/ The field and office team**

1	اسم الباحث/ the name of interviewer		2012 / /
2	اسم المشرف المركزي/ central supervisor		2012 / /
3	اسم المشرف المحلي/ The name of local supervisor		2012 / /
4	اسم المدقق/ The name of auditor		2012 / /
5	مدخل البيانات/ Data entry		2012 / /
6	مدقق الاخلال/ Data entry auditor		2012 / /

**المدلي بالمعلومات/ respondent**

1	الاسم / Name	Official seal if there is الختم الرسمي ان وجد
2	الوظيفة / Job	
3	التاريخ / Date	
4	التوقيع / Signature	

**Ministry of planning- KRSO**  
**[www.krso.gov.krd](http://www.krso.gov.krd)**